

# 2007 CENSUS OF AGRICULTURE



## Blanco County – Texas

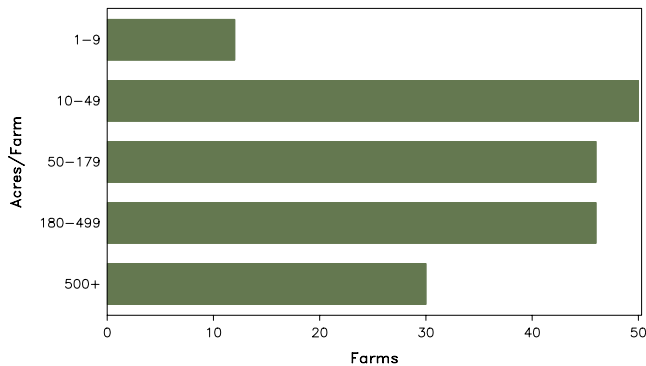
### Farms with Women Principal Operators Compared with All Farms

	Women Principal Operators	All Farms
<b>Number of Farms</b>	184	888
<b>Land in Farms</b>	57,093 acres	395,667 acres
<b>Average Size of Farm</b>	310 acres	446 acres
<b>Market Value of Products Sold</b>	\$965,000	\$18,167,000
Crop Sales	\$145,000	\$9,389,000
Livestock Sales	\$819,000	\$8,778,000
Average Per Farm	\$5,243	\$20,459
<b>Government Payments</b>	\$9,000	\$286,000
Average Per Farm Receiving Payments	\$2,185	\$5,832

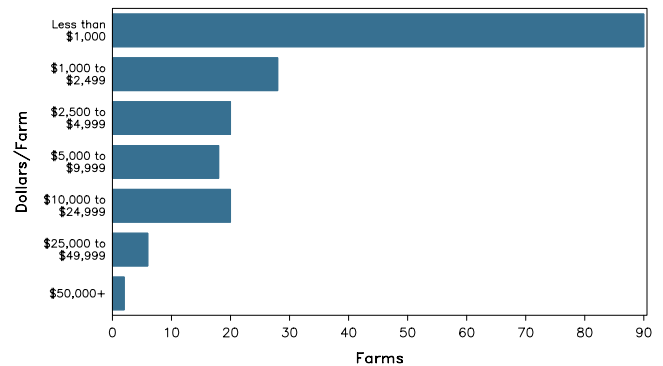
See footnotes on reverse page.

### Farms with Women Principal Operators

Farms by Size



Farms by Economic Size



# 2007 CENSUS OF AGRICULTURE

## Blanco County – Texas Farms with Women Principal Operators

### Selected Highlights

Item	Farms	Quantity
<b>MARKET VALUE OF AGRICULTURAL PRODUCTS SOLD (\$1,000)</b>		
Total value of agricultural products sold	184	965
Value of crops including nursery and greenhouse	22	145
Value of livestock, poultry, and their products	116	819
<b>VALUE OF SALES BY COMMODITY GROUP (\$1,000)</b>		
Grains, oilseeds, dry beans, and dry peas	-	-
Tobacco	-	-
Cotton and cottonseed	-	-
Vegetables, melons, potatoes and sweet potatoes	-	-
Fruits, tree nuts, and berries	3	(D)
Nursery, greenhouse, floriculture, and sod	3	28
Cut Christmas trees and short rotation woody crops	-	-
Other crops and hay	16	(D)
Poultry and eggs	19	(D)
Cattle and calves	58	453
Milk and other dairy products from cows	-	-
Hogs and pigs	1	(D)
Sheep, goats, and their products	45	(D)
Horses, ponies, mules, burros, and donkeys	20	185
Aquaculture	-	-
Other animals and other animal products	10	28
<b>TOP CROP ITEMS (acres)</b>		
Forage - land used for all hay and haylage, grass silage, and greenchop	36	1,299
Pecans, all	2	(D)
Cut Christmas trees	1	(D)
Floriculture crops, total	3	8
Apples	2	(D)
<b>TOP LIVESTOCK INVENTORY ITEMS (number)</b>		
Goats, all	53	2,015
Cattle and calves	80	1,911
Horses and ponies	71	759
Sheep and lambs	21	649
Layers	23	442

### Operator Characteristics

Item	Quantity
Primary occupation:	
Farming	91
Other	93
Days worked off farm:	
None	70
Any	114
Years on present farm:	
2 years or less	14
3 to 4 years	17
5 to 9 years	35
10 years or more	118
Age group:	
Under 45 years	20
45 to 64 years	92
65 years and over	72
Average age of principal operator (years)	61.0

### Economic Characteristics

Item	Quantity
Farms by value of sales:	
Less than \$1,000	90
\$1,000 to \$2,499	28
\$2,500 to \$4,999	20
\$5,000 to \$9,999	18
\$10,000 to \$49,999	26
\$50,000 to \$99,999	1
\$100,000 to \$249,999	1
\$250,000 to \$499,999	-
\$500,000 or more	-
Total farm production expenses (\$1,000)	3,635
Average per farm (\$)	19,756
Net cash farm income of operation (\$1,000)	-2,438
Average per farm (\$)	-13,249
Value of agricultural products sold directly to individuals for human consumption (\$1,000)	7
Total organic product sales (\$1,000)	(D)
Total income from farm-related sources, gross before taxes and expenses (\$1,000)	224

See "Census of Agriculture, Volume 1, Geographic Area Series" for complete footnotes, explanations, definitions, and methodology.  
(D) Cannot be disclosed. (Z) Less than half of the unit shown.

# 2007 CENSUS OF AGRICULTURE

## Blanco County – Texas

### Farms with Spanish, Hispanic, or Latino Operators Compared with All Farms

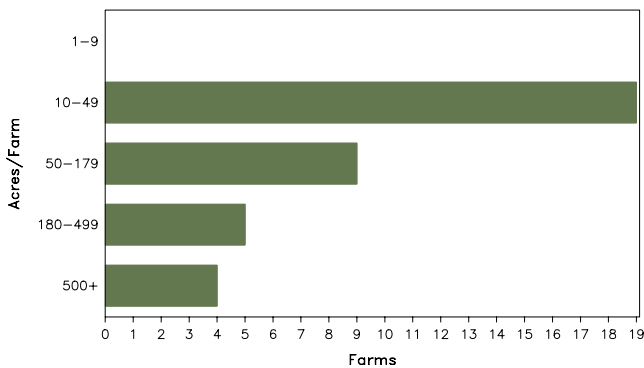


	Spanish, Hispanic, or Latino Operators	All Farms
<b>Number of Farm Operators</b> <sup>1</sup>	43	1,392
<b>Number of Farms</b>	37	888
<b>Land in Farms</b>	6,053 acres	395,667 acres
<b>Average Size of Farm</b>	164 acres	446 acres
<b>Market Value of Products Sold</b>	\$94,000	\$18,167,000
Crop Sales	\$30,000	\$9,389,000
Livestock Sales	\$64,000	\$8,778,000
Average Per Farm	\$2,546	\$20,459
<b>Government Payments</b>	-	\$286,000
Average Per Farm Receiving Payments	-	\$5,832

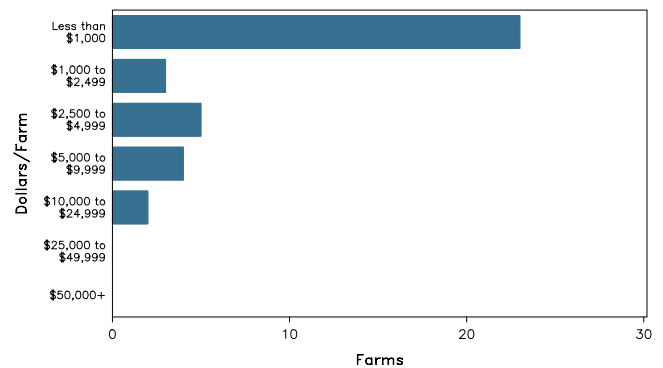
See footnotes on reverse page.

#### Farms with Spanish, Hispanic, or Latino Operators

Farms by Size



Farms by Economic Size



# 2007 CENSUS OF AGRICULTURE

## Blanco County – Texas Farms with Spanish, Hispanic, or Latino Operators

### Selected Highlights

Item	Farms	Quantity
<b>MARKET VALUE OF AGRICULTURAL PRODUCTS SOLD (\$1,000)</b>		
Total value of agricultural products sold	37	94
Value of crops including nursery and greenhouse	9	30
Value of livestock, poultry, and their products	23	64
<b>VALUE OF SALES BY COMMODITY GROUP (\$1,000)</b>		
Grains, oilseeds, dry beans, and dry peas	-	-
Tobacco	-	-
Cotton and cottonseed	-	-
Vegetables, melons, potatoes and sweet potatoes	-	-
Fruits, tree nuts, and berries	3	16
Nursery, greenhouse, floriculture, and sod	-	-
Cut Christmas trees and short rotation woody crops	-	-
Other crops and hay	6	14
Poultry and eggs	6	3
Cattle and calves	11	49
Milk and other dairy products from cows	-	-
Hogs and pigs	-	-
Sheep, goats, and their products	4	(D)
Horses, ponies, mules, burros, and donkeys	2	(D)
Aquaculture	-	-
Other animals and other animal products	-	-
<b>TOP CROP ITEMS (acres)</b>		
Forage - land used for all hay and haylage, grass silage, and greenchop	9	211
Apples	2	(D)
Pears, all	2	(D)
Land in berries	1	(D)
<b>TOP LIVESTOCK INVENTORY ITEMS (number)</b>		
Goats, all	8	550
Cattle and calves	24	492
Layers	6	200
Horses and ponies	14	83
Pullets for laying flock replacement	2	(D)

### Operator Characteristics

Item	Quantity
Primary occupation:	
Farming	19
Other	24
Days worked off farm:	
None	20
Any	23
Years on present farm:	
2 years or less	1
3 to 4 years	5
5 to 9 years	8
10 years or more	29
Age group:	
Under 45 years	-
45 to 64 years	26
65 years and over	17
Average age (years)	61.3

### Economic Characteristics

Item	Quantity
Farms by value of sales:	
Less than \$1,000	23
\$1,000 to \$2,499	3
\$2,500 to \$4,999	5
\$5,000 to \$9,999	4
\$10,000 to \$49,999	2
\$50,000 to \$99,999	-
\$100,000 to \$249,999	-
\$250,000 to \$499,999	-
\$500,000 or more	-
Total farm production expenses (\$1,000)	481
Average per farm (\$)	13,005
Net cash farm income of operation (\$1,000)	-385
Average per farm (\$)	-10,395
Value of agricultural products sold directly to individuals for human consumption (\$1,000)	(D)
Total organic product sales (\$1,000)	(D)
Total income from farm-related sources, gross before taxes and expenses (\$1,000)	(D)

See "Census of Agriculture, Volume 1, Geographic Area Series" for complete footnotes, explanations, definitions, and methodology.

(D) Cannot be disclosed. (Z) Less than half of the unit shown.

<sup>1</sup> Data were collected for a maximum of three operators per farm.

# 2007 CENSUS OF AGRICULTURE

## Blanco County – Texas

### Farms with American Indian or Alaska Native Operators Compared with All Farms



Data are not available at this geographic level for farms with American Indian or Alaska Native operators.



United States Department of Agriculture  
National Agricultural Statistics Service

[www.agcensus.usda.gov](http://www.agcensus.usda.gov)



# 2007 CENSUS *OF* AGRICULTURE

**Blanco County – Texas**

**Farms with Asian Operators  
Compared with All Farms**



**Data are not available at this geographic level for farms with Asian operators.**



United States Department of Agriculture  
National Agricultural Statistics Service

[www.agcensus.usda.gov](http://www.agcensus.usda.gov)





# 2007 CENSUS OF AGRICULTURE

## Blanco County – Texas

### Farms with Black or African American Operators Compared with All Farms



Data are not available at this geographic level for farms with Black or African American operators.



United States Department of Agriculture  
National Agricultural Statistics Service

[www.agcensus.usda.gov](http://www.agcensus.usda.gov)



# 2007 CENSUS *OF* AGRICULTURE

## Blanco County – Texas

### Farms with Native Hawaiian or Other Pacific Islander Operators Compared with All Farms



Data are not available at this geographic level for farms with Native Hawaiian or Other Pacific Islander operators.



United States Department of Agriculture  
National Agricultural Statistics Service

[www.agcensus.usda.gov](http://www.agcensus.usda.gov)



# 2007 CENSUS OF AGRICULTURE

**Blanco County – Texas**

**Farms with White Operators  
Compared with All Farms**



**Data are not available at this geographic level for farms with White operators.**



United States Department of Agriculture  
National Agricultural Statistics Service

[www.agcensus.usda.gov](http://www.agcensus.usda.gov)

