

# 2007 CENSUS OF AGRICULTURE



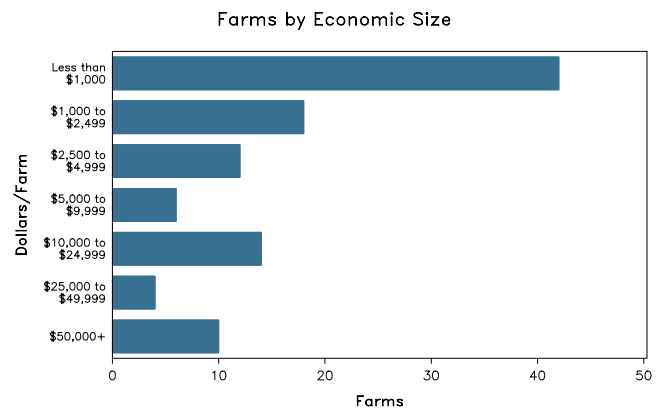
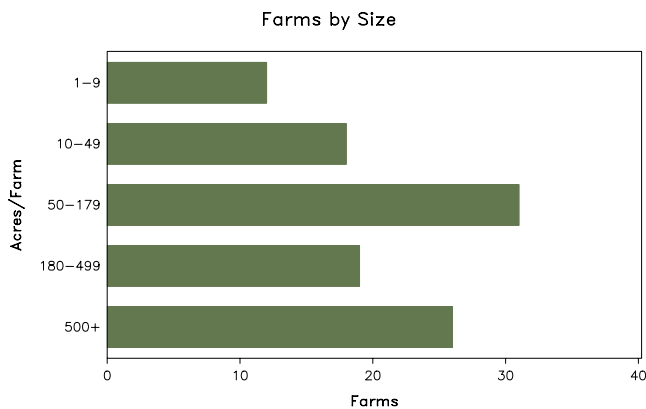
## Callahan County – Texas

### Farms with Women Principal Operators Compared with All Farms

	Women Principal Operators	All Farms
<b>Number of Farms</b>	106	1,058
<b>Land in Farms</b>	81,352 acres	532,595 acres
<b>Average Size of Farm</b>	767 acres	503 acres
<b>Market Value of Products Sold</b>	\$3,607,000	\$25,404,000
Crop Sales	\$266,000	\$4,065,000
Livestock Sales	\$3,341,000	\$21,339,000
Average Per Farm	\$34,026	\$24,012
<b>Government Payments</b>	\$94,000	\$876,000
Average Per Farm Receiving Payments	\$3,750	\$3,758

See footnotes on reverse page.

### Farms with Women Principal Operators



# 2007 CENSUS OF AGRICULTURE

## Callahan County – Texas Farms with Women Principal Operators

### Selected Highlights

Item	Farms	Quantity
<b>MARKET VALUE OF AGRICULTURAL PRODUCTS SOLD (\$1,000)</b>		
Total value of agricultural products sold	106	3,607
Value of crops including nursery and greenhouse	20	266
Value of livestock, poultry, and their products	61	3,341
<b>VALUE OF SALES BY COMMODITY GROUP (\$1,000)</b>		
Grains, oilseeds, dry beans, and dry peas	6	91
Tobacco	-	-
Cotton and cottonseed	1	(D)
Vegetables, melons, potatoes and sweet potatoes	2	(D)
Fruits, tree nuts, and berries	6	20
Nursery, greenhouse, floriculture, and sod	-	-
Cut Christmas trees and short rotation woody crops	-	-
Other crops and hay	9	69
Poultry and eggs	16	(D)
Cattle and calves	44	(D)
Milk and other dairy products from cows	-	-
Hogs and pigs	4	-
Sheep, goats, and their products	13	14
Horses, ponies, mules, burros, and donkeys	2	(D)
Aquaculture	-	-
Other animals and other animal products	-	-
<b>TOP CROP ITEMS (acres)</b>		
Forage - land used for all hay and haylage, grass silage, and greenchop	25	1,178
Wheat for grain, all	6	798
Cotton, all	1	(D)
Pecans, all	8	14
Vegetables harvested for sale	2	(D)
<b>TOP LIVESTOCK INVENTORY ITEMS (number)</b>		
Cattle and calves	54	6,586
Goats, all	23	534
Layers	19	315
Horses and ponies	38	293
Sheep and lambs	9	188

### Operator Characteristics

Item	Quantity
Primary occupation:	
Farming	53
Other	53
Days worked off farm:	
None	53
Any	53
Years on present farm:	
2 years or less	7
3 to 4 years	11
5 to 9 years	16
10 years or more	72
Age group:	
Under 45 years	8
45 to 64 years	37
65 years and over	61
Average age of principal operator (years)	64.6

### Economic Characteristics

Item	Quantity
Farms by value of sales:	
Less than \$1,000	52
\$1,000 to \$2,499	14
\$2,500 to \$4,999	6
\$5,000 to \$9,999	7
\$10,000 to \$49,999	17
\$50,000 to \$99,999	2
\$100,000 to \$249,999	6
\$250,000 to \$499,999	1
\$500,000 or more	1
Total farm production expenses (\$1,000)	3,539
Average per farm (\$)	33,389
Net cash farm income of operation (\$1,000)	288
Average per farm (\$)	2,713
Value of agricultural products sold directly to individuals for human consumption (\$1,000)	(D)
Total organic product sales (\$1,000)	-
Total income from farm-related sources, gross before taxes and expenses (\$1,000)	126

See "Census of Agriculture, Volume 1, Geographic Area Series" for complete footnotes, explanations, definitions, and methodology.  
(D) Cannot be disclosed. (Z) Less than half of the unit shown.

# 2007 CENSUS OF AGRICULTURE



## Callahan County – Texas

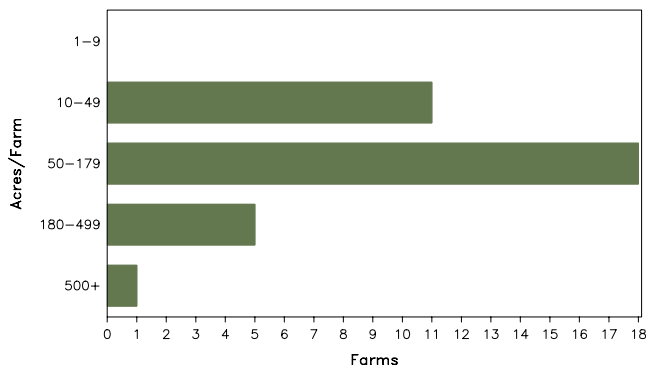
### Farms with Spanish, Hispanic, or Latino Operators Compared with All Farms

	Spanish, Hispanic, or Latino Operators	All Farms
<b>Number of Farm Operators</b> <sup>1</sup>	40	1,587
<b>Number of Farms</b>	35	1,058
<b>Land in Farms</b>	8,348 acres	532,595 acres
<b>Average Size of Farm</b>	239 acres	503 acres
<b>Market Value of Products Sold</b>	\$493,000	\$25,404,000
Crop Sales	\$319,000	\$4,065,000
Livestock Sales	\$174,000	\$21,339,000
Average Per Farm	\$14,083	\$24,012
<b>Government Payments</b>	\$15,000	\$876,000
Average Per Farm Receiving Payments	\$1,924	\$3,758

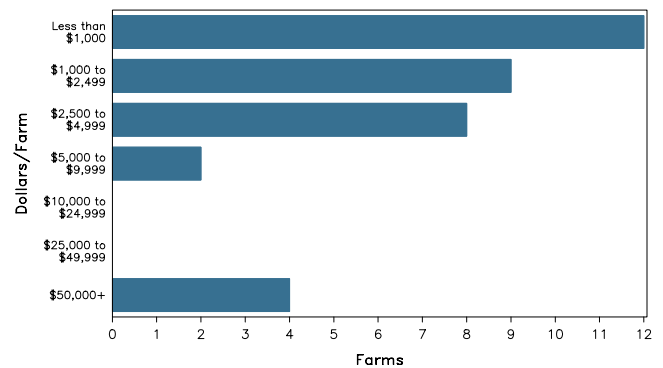
See footnotes on reverse page.

### Farms with Spanish, Hispanic, or Latino Operators

Farms by Size



Farms by Economic Size



# 2007 CENSUS OF AGRICULTURE

## Callahan County – Texas Farms with Spanish, Hispanic, or Latino Operators

### Selected Highlights

Item	Farms	Quantity
<b>MARKET VALUE OF AGRICULTURAL PRODUCTS SOLD (\$1,000)</b>		
Total value of agricultural products sold	35	493
Value of crops including nursery and greenhouse	5	319
Value of livestock, poultry, and their products	24	174
<b>VALUE OF SALES BY COMMODITY GROUP (\$1,000)</b>		
Grains, oilseeds, dry beans, and dry peas	1	(D)
Tobacco	-	-
Cotton and cottonseed	-	-
Vegetables, melons, potatoes and sweet potatoes	-	-
Fruits, tree nuts, and berries	-	-
Nursery, greenhouse, floriculture, and sod	-	-
Cut Christmas trees and short rotation woody crops	-	-
Other crops and hay	5	(D)
Poultry and eggs	-	-
Cattle and calves	20	(D)
Milk and other dairy products from cows	-	-
Hogs and pigs	3	5
Sheep, goats, and their products	4	(D)
Horses, ponies, mules, burros, and donkeys	-	-
Aquaculture	-	-
Other animals and other animal products	-	-
<b>TOP CROP ITEMS (acres)</b>		
Forage - land used for all hay and haylage, grass silage, and greenchop	15	1,011
Wheat for grain, all	1	(D)
Oats for grain	1	(D)
Pecans, all	2	(D)
<b>TOP LIVESTOCK INVENTORY ITEMS (number)</b>		
Cattle and calves	24	732
Goats, all	10	108
Sheep and lambs	4	62
Horses and ponies	13	40
Mules, burros, and donkeys	5	8

### Operator Characteristics

Item	Quantity
Primary occupation:	
Farming	15
Other	25
Days worked off farm:	
None	10
Any	30
Years on present farm:	
2 years or less	9
3 to 4 years	-
5 to 9 years	14
10 years or more	17
Age group:	
Under 45 years	6
45 to 64 years	27
65 years and over	7
Average age (years)	54.5

### Economic Characteristics

Item	Quantity
Farms by value of sales:	
Less than \$1,000	14
\$1,000 to \$2,499	7
\$2,500 to \$4,999	8
\$5,000 to \$9,999	2
\$10,000 to \$49,999	-
\$50,000 to \$99,999	3
\$100,000 to \$249,999	1
\$250,000 to \$499,999	-
\$500,000 or more	-
Total farm production expenses (\$1,000)	512
Average per farm (\$)	14,617
Net cash farm income of operation (\$1,000)	19
Average per farm (\$)	540
Value of agricultural products sold directly to individuals for human consumption (\$1,000)	-
Total organic product sales (\$1,000)	-
Total income from farm-related sources, gross before taxes and expenses (\$1,000)	(D)

See "Census of Agriculture, Volume 1, Geographic Area Series" for complete footnotes, explanations, definitions, and methodology.

(D) Cannot be disclosed. (Z) Less than half of the unit shown.

<sup>1</sup> Data were collected for a maximum of three operators per farm.

# 2007 CENSUS OF AGRICULTURE

## Callahan County – Texas

### Farms with American Indian or Alaska Native Operators Compared with All Farms



Data are not available at this geographic level for farms with American Indian or Alaska Native operators.



United States Department of Agriculture  
National Agricultural Statistics Service

[www.agcensus.usda.gov](http://www.agcensus.usda.gov)



# 2007 CENSUS *OF* AGRICULTURE

## Callahan County – Texas

### Farms with Asian Operators Compared with All Farms



Data are not available at this geographic level for farms with Asian operators.



United States Department of Agriculture  
National Agricultural Statistics Service

[www.agcensus.usda.gov](http://www.agcensus.usda.gov)





# 2007 CENSUS OF AGRICULTURE

## Callahan County – Texas

### Farms with Black or African American Operators Compared with All Farms



Data are not available at this geographic level for farms with Black or African American operators.



United States Department of Agriculture  
National Agricultural Statistics Service

[www.agcensus.usda.gov](http://www.agcensus.usda.gov)



# 2007 CENSUS *OF* AGRICULTURE

## Callahan County – Texas

### Farms with Native Hawaiian or Other Pacific Islander Operators Compared with All Farms



Data are not available at this geographic level for farms with Native Hawaiian or Other Pacific Islander operators.



United States Department of Agriculture  
National Agricultural Statistics Service

[www.agcensus.usda.gov](http://www.agcensus.usda.gov)



# 2007 CENSUS OF AGRICULTURE

## Callahan County – Texas

### Farms with White Operators Compared with All Farms



Data are not available at this geographic level for farms with White operators.



United States Department of Agriculture  
National Agricultural Statistics Service

[www.agcensus.usda.gov](http://www.agcensus.usda.gov)

