

2007 CENSUS OF AGRICULTURE



Carson County – Texas

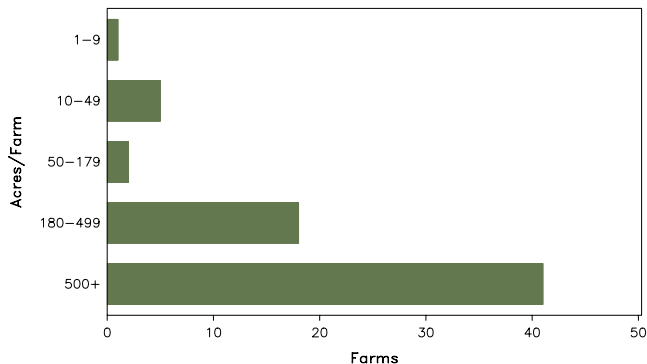
Farms with Women Principal Operators Compared with All Farms

	Women Principal Operators	All Farms
Number of Farms	67	422
Land in Farms	50,364 acres	537,445 acres
Average Size of Farm	752 acres	1,274 acres
Market Value of Products Sold	\$3,099,000	\$93,654,000
Crop Sales	\$2,895,000	\$52,634,000
Livestock Sales	\$204,000	\$41,021,000
Average Per Farm	\$46,254	\$221,930
Government Payments	\$1,067,000	\$6,625,000
Average Per Farm Receiving Payments	\$18,401	\$21,303

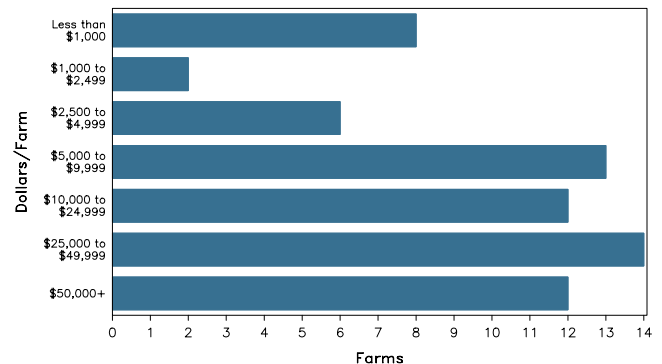
See footnotes on reverse page.

Farms with Women Principal Operators

Farms by Size



Farms by Economic Size



2007 CENSUS OF AGRICULTURE

Carson County – Texas Farms with Women Principal Operators

Selected Highlights

Item	Farms	Quantity
MARKET VALUE OF AGRICULTURAL PRODUCTS SOLD (\$1,000)		
Total value of agricultural products sold	67	3,099
Value of crops including nursery and greenhouse	11	2,895
Value of livestock, poultry, and their products	9	204
VALUE OF SALES BY COMMODITY GROUP (\$1,000)		
Grains, oilseeds, dry beans, and dry peas	11	(D)
Tobacco	-	-
Cotton and cottonseed	1	(D)
Vegetables, melons, potatoes and sweet potatoes	-	-
Fruits, tree nuts, and berries	-	-
Nursery, greenhouse, floriculture, and sod	-	-
Cut Christmas trees and short rotation woody crops	-	-
Other crops and hay	-	-
Poultry and eggs	1	(D)
Cattle and calves	6	203
Milk and other dairy products from cows	-	-
Hogs and pigs	-	-
Sheep, goats, and their products	1	(D)
Horses, ponies, mules, burros, and donkeys	2	(D)
Aquaculture	-	-
Other animals and other animal products	-	-
TOP CROP ITEMS (acres)		
Wheat for grain, all	11	5,757
Sorghum for grain	8	2,645
Corn for grain	3	(D)
Forage - land used for all hay and haylage, grass silage, and greenchop	5	460
Cotton, all	1	(D)
TOP LIVESTOCK INVENTORY ITEMS (number)		
Cattle and calves	11	574
Horses and ponies	10	83
Layers	1	(D)
Goats, all	3	14
Turkeys	1	(D)

Operator Characteristics

Item	Quantity
Primary occupation:	
Farming	21
Other	46
Days worked off farm:	
None	46
Any	21
Years on present farm:	
2 years or less	4
3 to 4 years	7
5 to 9 years	6
10 years or more	50
Age group:	
Under 45 years	3
45 to 64 years	14
65 years and over	50
Average age of principal operator (years)	71.8

Economic Characteristics

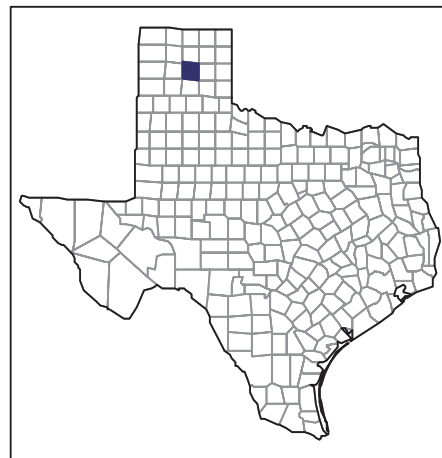
Item	Quantity
Farms by value of sales:	
Less than \$1,000	54
\$1,000 to \$2,499	-
\$2,500 to \$4,999	1
\$5,000 to \$9,999	-
\$10,000 to \$49,999	3
\$50,000 to \$99,999	3
\$100,000 to \$249,999	3
\$250,000 to \$499,999	2
\$500,000 or more	1
Total farm production expenses (\$1,000)	2,351
Average per farm (\$)	35,090
Net cash farm income of operation (\$1,000)	2,062
Average per farm (\$)	30,783
Value of agricultural products sold directly to individuals for human consumption (\$1,000)	-
Total organic product sales (\$1,000)	-
Total income from farm-related sources, gross before taxes and expenses (\$1,000)	247

See "Census of Agriculture, Volume 1, Geographic Area Series" for complete footnotes, explanations, definitions, and methodology.
(D) Cannot be disclosed. (Z) Less than half of the unit shown.

2007 CENSUS OF AGRICULTURE

Carson County – Texas

Farms with Spanish, Hispanic, or Latino Operators Compared with All Farms



Data are not available at this geographic level for farms with Spanish, Hispanic, or Latino operators.



United States Department of Agriculture
National Agricultural Statistics Service

www.agcensus.usda.gov

2007 CENSUS OF AGRICULTURE

Carson County – Texas

Farms with American Indian or Alaska Native Operators Compared with All Farms



Data are not available at this geographic level for farms with American Indian or Alaska Native operators.



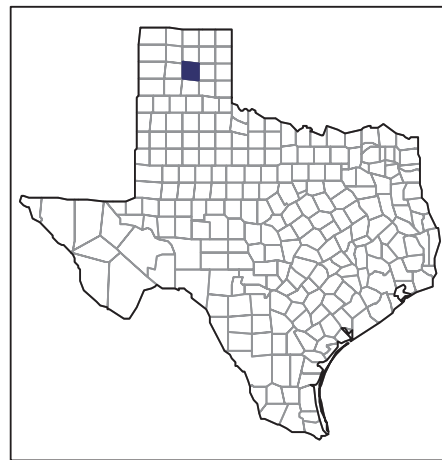
United States Department of Agriculture
National Agricultural Statistics Service

www.agcensus.usda.gov

2007 CENSUS *OF* AGRICULTURE

Carson County – Texas

**Farms with Asian Operators
Compared with All Farms**



Data are not available at this geographic level for farms with Asian operators.



United States Department of Agriculture
National Agricultural Statistics Service

www.agcensus.usda.gov

2007 CENSUS OF AGRICULTURE

Carson County – Texas

Farms with Black or African American Operators Compared with All Farms



Data are not available at this geographic level for farms with Black or African American operators.



United States Department of Agriculture
National Agricultural Statistics Service

www.agcensus.usda.gov

2007 CENSUS *OF* AGRICULTURE

Carson County – Texas

Farms with Native Hawaiian or Other Pacific Islander Operators Compared with All Farms



Data are not available at this geographic level for farms with Native Hawaiian or Other Pacific Islander operators.



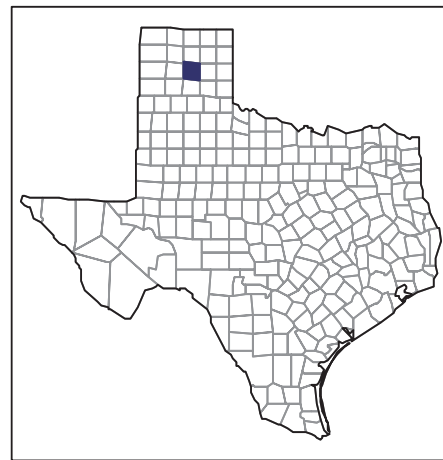
United States Department of Agriculture
National Agricultural Statistics Service

www.agcensus.usda.gov

2007 CENSUS OF AGRICULTURE

Carson County – Texas

Farms with White Operators Compared with All Farms



Data are not available at this geographic level for farms with White operators.



United States Department of Agriculture
National Agricultural Statistics Service

www.agcensus.usda.gov

