

2007 CENSUS OF AGRICULTURE



Cochran County – Texas

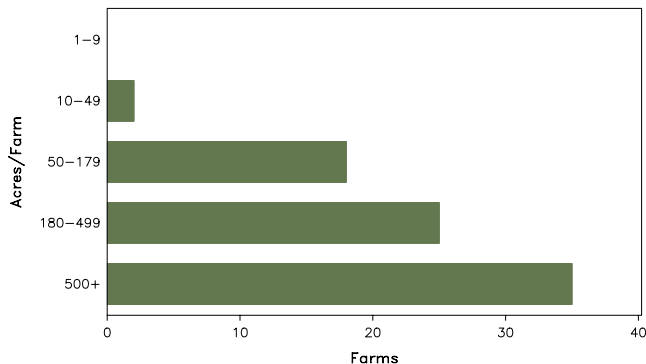
Farms with Women Principal Operators Compared with All Farms

	Women Principal Operators	All Farms
Number of Farms	80	341
Land in Farms	41,578 acres	489,051 acres
Average Size of Farm	520 acres	1,434 acres
Market Value of Products Sold	\$2,184,000	\$91,661,000
Crop Sales	(D)	(D)
Livestock Sales	(D)	(D)
Average Per Farm	\$27,295	\$268,802
Government Payments	\$954,000	\$8,875,000
Average Per Farm Receiving Payments	\$12,558	\$30,290

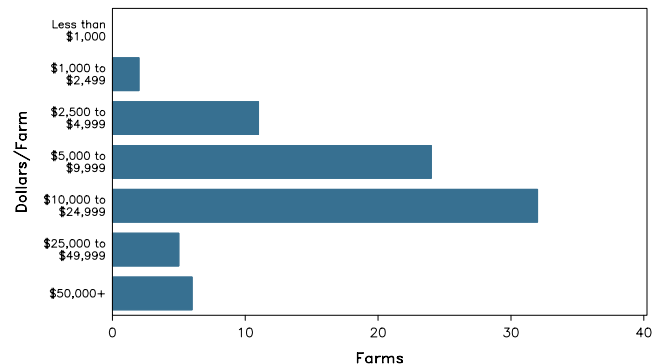
See footnotes on reverse page.

Farms with Women Principal Operators

Farms by Size



Farms by Economic Size



2007 CENSUS OF AGRICULTURE

Cochran County – Texas Farms with Women Principal Operators

Selected Highlights

Item	Farms	Quantity
MARKET VALUE OF AGRICULTURAL PRODUCTS SOLD (\$1,000)		
Total value of agricultural products sold	80	2,184
Value of crops including nursery and greenhouse	9	(D)
Value of livestock, poultry, and their products	2	(D)
VALUE OF SALES BY COMMODITY GROUP (\$1,000)		
Grains, oilseeds, dry beans, and dry peas	7	(D)
Tobacco	-	-
Cotton and cottonseed	7	1,328
Vegetables, melons, potatoes and sweet potatoes	-	-
Fruits, tree nuts, and berries	-	-
Nursery, greenhouse, floriculture, and sod	-	-
Cut Christmas trees and short rotation woody crops	-	-
Other crops and hay	6	725
Poultry and eggs	-	-
Cattle and calves	2	(D)
Milk and other dairy products from cows	-	-
Hogs and pigs	-	-
Sheep, goats, and their products	1	(D)
Horses, ponies, mules, burros, and donkeys	-	-
Aquaculture	-	-
Other animals and other animal products	-	-
TOP CROP ITEMS (acres)		
Cotton, all	7	4,272
Sorghum for grain	4	4,041
Peanuts for nuts	6	813
Wheat for grain, all	3	544
Forage - land used for all hay and haylage, grass silage, and greenchop	1	(D)
TOP LIVESTOCK INVENTORY ITEMS (number)		
Cattle and calves	5	3,351
Goats, all	1	(D)

Operator Characteristics

Item	Quantity
Primary occupation:	
Farming	10
Other	70
Days worked off farm:	
None	45
Any	35
Years on present farm:	
2 years or less	3
3 to 4 years	9
5 to 9 years	22
10 years or more	46
Age group:	
Under 45 years	6
45 to 64 years	26
65 years and over	48
Average age of principal operator (years)	66.7

Economic Characteristics

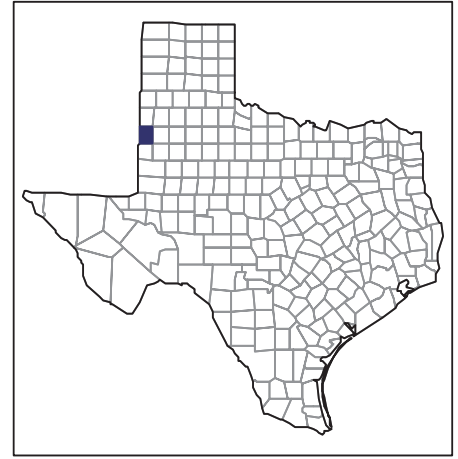
Item	Quantity
Farms by value of sales:	
Less than \$1,000	70
\$1,000 to \$2,499	-
\$2,500 to \$4,999	-
\$5,000 to \$9,999	2
\$10,000 to \$49,999	2
\$50,000 to \$99,999	-
\$100,000 to \$249,999	1
\$250,000 to \$499,999	5
\$500,000 or more	-
Total farm production expenses (\$1,000)	2,620
Average per farm (\$)	32,752
Net cash farm income of operation (\$1,000)	644
Average per farm (\$)	8,050
Value of agricultural products sold directly to individuals for human consumption (\$1,000)	-
Total organic product sales (\$1,000)	-
Total income from farm-related sources, gross before taxes and expenses (\$1,000)	126

See "Census of Agriculture, Volume 1, Geographic Area Series" for complete footnotes, explanations, definitions, and methodology.
(D) Cannot be disclosed. (Z) Less than half of the unit shown.

2007 CENSUS OF AGRICULTURE

Cochran County – Texas

Farms with Spanish, Hispanic, or Latino Operators Compared with All Farms



Data are not available at this geographic level for farms with Spanish, Hispanic, or Latino operators.



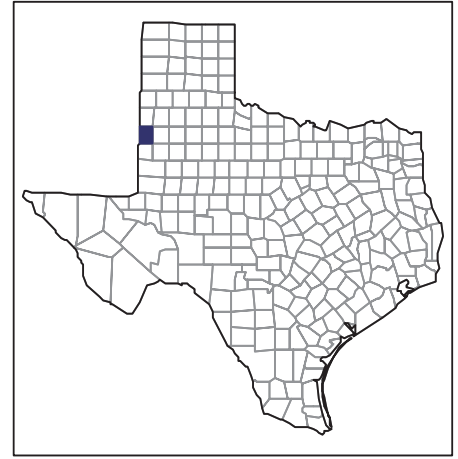
United States Department of Agriculture
National Agricultural Statistics Service

www.agcensus.usda.gov

2007 CENSUS OF AGRICULTURE

Cochran County – Texas

Farms with American Indian or Alaska Native Operators Compared with All Farms



Data are not available at this geographic level for farms with American Indian or Alaska Native operators.



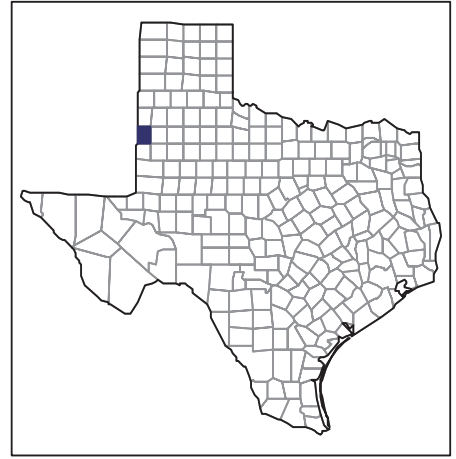
United States Department of Agriculture
National Agricultural Statistics Service

www.agcensus.usda.gov

2007 CENSUS *OF* AGRICULTURE

Cochran County – Texas

**Farms with Asian Operators
Compared with All Farms**



Data are not available at this geographic level for farms with Asian operators.



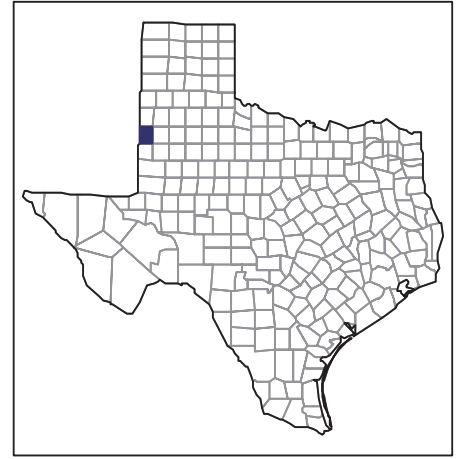
United States Department of Agriculture
National Agricultural Statistics Service

www.agcensus.usda.gov

2007 CENSUS OF AGRICULTURE

Cochran County – Texas

Farms with Black or African American Operators Compared with All Farms



Data are not available at this geographic level for farms with Black or African American operators.



United States Department of Agriculture
National Agricultural Statistics Service

www.agcensus.usda.gov

2007 CENSUS OF AGRICULTURE

Cochran County – Texas

Farms with Native Hawaiian or Other Pacific Islander Operators Compared with All Farms



Data are not available at this geographic level for farms with Native Hawaiian or Other Pacific Islander operators.



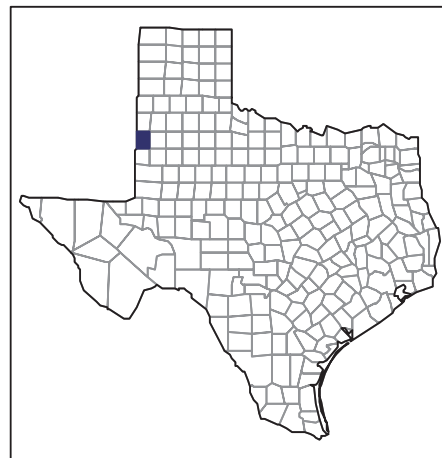
United States Department of Agriculture
National Agricultural Statistics Service

www.agcensus.usda.gov

2007 CENSUS OF AGRICULTURE

Cochran County – Texas

Farms with White Operators Compared with All Farms



Data are not available at this geographic level for farms with White operators.



United States Department of Agriculture
National Agricultural Statistics Service

www.agcensus.usda.gov

