

2007 CENSUS OF AGRICULTURE



Coke County – Texas

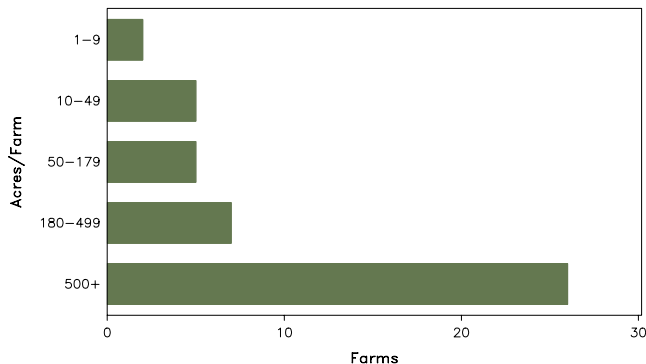
Farms with Women Principal Operators Compared with All Farms

	Women Principal Operators	All Farms
Number of Farms	45	430
Land in Farms	51,828 acres	491,211 acres
Average Size of Farm	1,152 acres	1,142 acres
Market Value of Products Sold	\$361,000	\$13,639,000
Crop Sales	\$11,000	\$605,000
Livestock Sales	\$350,000	\$13,034,000
Average Per Farm	\$8,028	\$31,719
Government Payments	\$34,000	\$486,000
Average Per Farm Receiving Payments	\$3,061	\$3,919

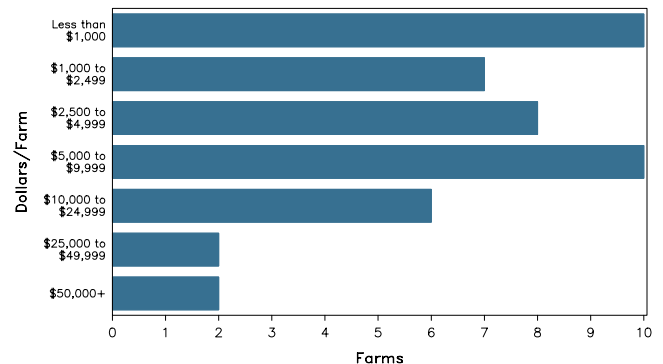
See footnotes on reverse page.

Farms with Women Principal Operators

Farms by Size



Farms by Economic Size



2007 CENSUS OF AGRICULTURE

Coke County – Texas Farms with Women Principal Operators

Selected Highlights

Item	Farms	Quantity
MARKET VALUE OF AGRICULTURAL PRODUCTS SOLD (\$1,000)		
Total value of agricultural products sold	45	361
Value of crops including nursery and greenhouse	4	11
Value of livestock, poultry, and their products	33	350
VALUE OF SALES BY COMMODITY GROUP (\$1,000)		
Grains, oilseeds, dry beans, and dry peas	2	(D)
Tobacco	-	-
Cotton and cottonseed	-	-
Vegetables, melons, potatoes and sweet potatoes	-	-
Fruits, tree nuts, and berries	-	-
Nursery, greenhouse, floriculture, and sod	-	-
Cut Christmas trees and short rotation woody crops	-	-
Other crops and hay	2	(D)
Poultry and eggs	-	-
Cattle and calves	20	273
Milk and other dairy products from cows	-	-
Hogs and pigs	-	-
Sheep, goats, and their products	16	(D)
Horses, ponies, mules, burros, and donkeys	2	(D)
Aquaculture	-	-
Other animals and other animal products	-	-
TOP CROP ITEMS (acres)		
Forage - land used for all hay and haylage, grass silage, and greenchop	4	177
Wheat for grain, all	2	(D)
TOP LIVESTOCK INVENTORY ITEMS (number)		
Goats, all	17	1,553
Cattle and calves	22	1,041
Sheep and lambs	3	(D)
Horses and ponies	13	62
Mules, burros, and donkeys	3	7

Operator Characteristics

Item	Quantity
Primary occupation:	
Farming	25
Other	20
Days worked off farm:	
None	19
Any	26
Years on present farm:	
2 years or less	2
3 to 4 years	1
5 to 9 years	12
10 years or more	30
Age group:	
Under 45 years	5
45 to 64 years	21
65 years and over	19
Average age of principal operator (years)	62.3

Economic Characteristics

Item	Quantity
Farms by value of sales:	
Less than \$1,000	14
\$1,000 to \$2,499	5
\$2,500 to \$4,999	9
\$5,000 to \$9,999	7
\$10,000 to \$49,999	8
\$50,000 to \$99,999	2
\$100,000 to \$249,999	-
\$250,000 to \$499,999	-
\$500,000 or more	-
Total farm production expenses (\$1,000)	727
Average per farm (\$)	16,164
Net cash farm income of operation (\$1,000)	-209
Average per farm (\$)	-4,648
Value of agricultural products sold directly to individuals for human consumption (\$1,000)	(D)
Total organic product sales (\$1,000)	-
Total income from farm-related sources, gross before taxes and expenses (\$1,000)	123

See "Census of Agriculture, Volume 1, Geographic Area Series" for complete footnotes, explanations, definitions, and methodology.
(D) Cannot be disclosed. (Z) Less than half of the unit shown.

2007 CENSUS OF AGRICULTURE

Coke County – Texas

Farms with Spanish, Hispanic, or Latino Operators Compared with All Farms



Data are not available at this geographic level for farms with Spanish, Hispanic, or Latino operators.



United States Department of Agriculture
National Agricultural Statistics Service

www.agcensus.usda.gov

2007 CENSUS OF AGRICULTURE

Coke County – Texas

Farms with American Indian or Alaska Native Operators Compared with All Farms



Data are not available at this geographic level for farms with American Indian or Alaska Native operators.



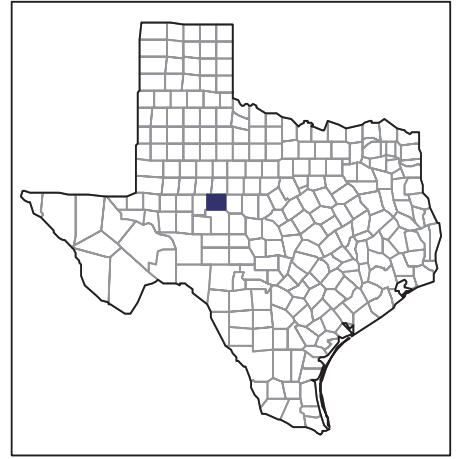
United States Department of Agriculture
National Agricultural Statistics Service

www.agcensus.usda.gov

2007 CENSUS *OF* AGRICULTURE

Coke County – Texas

**Farms with Asian Operators
Compared with All Farms**



Data are not available at this geographic level for farms with Asian operators.



United States Department of Agriculture
National Agricultural Statistics Service

www.agcensus.usda.gov

2007 CENSUS OF AGRICULTURE

Coke County – Texas

Farms with Black or African American Operators Compared with All Farms



Data are not available at this geographic level for farms with Black or African American operators.



United States Department of Agriculture
National Agricultural Statistics Service

www.agcensus.usda.gov

2007 CENSUS OF AGRICULTURE

Coke County – Texas

Farms with Native Hawaiian or Other Pacific Islander Operators Compared with All Farms



Data are not available at this geographic level for farms with Native Hawaiian or Other Pacific Islander operators.



United States Department of Agriculture
National Agricultural Statistics Service

www.agcensus.usda.gov

2007 CENSUS *OF* AGRICULTURE

Coke County – Texas

**Farms with White Operators
Compared with All Farms**



Data are not available at this geographic level for farms with White operators.



United States Department of Agriculture
National Agricultural Statistics Service

www.agcensus.usda.gov

