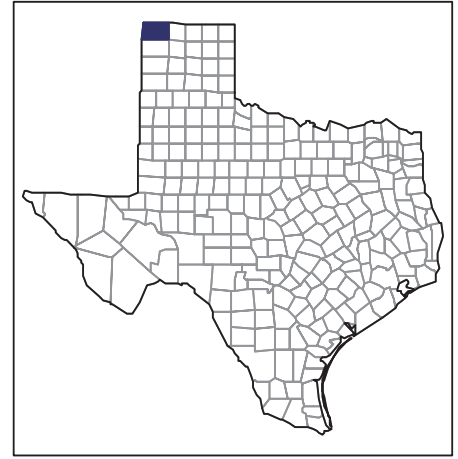


2007 CENSUS OF AGRICULTURE



Dallam County – Texas

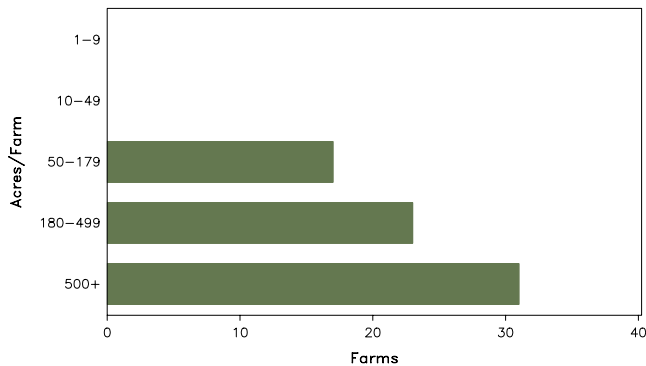
Farms with Women Principal Operators Compared with All Farms

	Women Principal Operators	All Farms
Number of Farms	71	452
Land in Farms	59,615 acres	936,886 acres
Average Size of Farm	840 acres	2,073 acres
Market Value of Products Sold	\$3,782,000	\$552,859,000
Crop Sales	(D)	\$152,347,000
Livestock Sales	(D)	\$400,512,000
Average Per Farm	\$53,265	\$1,223,139
Government Payments	\$1,028,000	\$7,856,000
Average Per Farm Receiving Payments	\$19,045	\$24,321

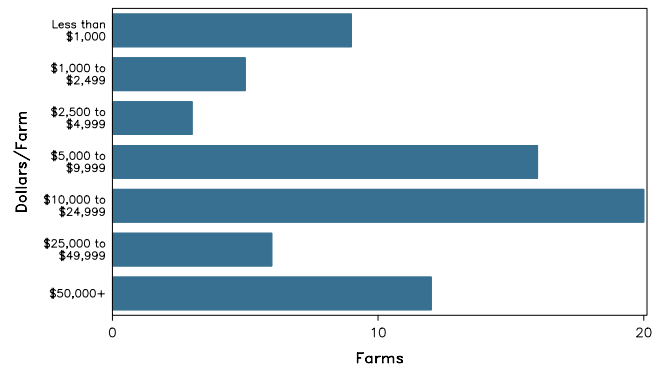
See footnotes on reverse page.

Farms with Women Principal Operators

Farms by Size



Farms by Economic Size



2007 CENSUS OF AGRICULTURE

Dallam County – Texas Farms with Women Principal Operators

Selected Highlights

Item	Farms	Quantity
MARKET VALUE OF AGRICULTURAL PRODUCTS SOLD (\$1,000)		
Total value of agricultural products sold	71	3,782
Value of crops including nursery and greenhouse	10	(D)
Value of livestock, poultry, and their products	18	(D)
VALUE OF SALES BY COMMODITY GROUP (\$1,000)		
Grains, oilseeds, dry beans, and dry peas	10	(D)
Tobacco	-	-
Cotton and cottonseed	-	-
Vegetables, melons, potatoes and sweet potatoes	-	-
Fruits, tree nuts, and berries	-	-
Nursery, greenhouse, floriculture, and sod	-	-
Cut Christmas trees and short rotation woody crops	-	-
Other crops and hay	2	(D)
Poultry and eggs	2	(D)
Cattle and calves	13	(D)
Milk and other dairy products from cows	-	-
Hogs and pigs	-	-
Sheep, goats, and their products	6	(D)
Horses, ponies, mules, burros, and donkeys	3	22
Aquaculture	-	-
Other animals and other animal products	-	-
TOP CROP ITEMS (acres)		
Corn for grain	7	2,617
Wheat for grain, all	5	2,283
Forage - land used for all hay and haylage, grass silage, and greenchop	7	1,319
Sorghum for grain	2	(D)
Corn for silage or greenchop	2	(D)
TOP LIVESTOCK INVENTORY ITEMS (number)		
Cattle and calves	12	1,895
Goats, all	5	572
Horses and ponies	9	127
Layers	2	(D)
Ducks	2	(D)

Operator Characteristics

Item	Quantity
Primary occupation:	
Farming	15
Other	56
Days worked off farm:	
None	34
Any	37
Years on present farm:	
2 years or less	2
3 to 4 years	-
5 to 9 years	10
10 years or more	59
Age group:	
Under 45 years	6
45 to 64 years	23
65 years and over	42
Average age of principal operator (years)	67.2

Economic Characteristics

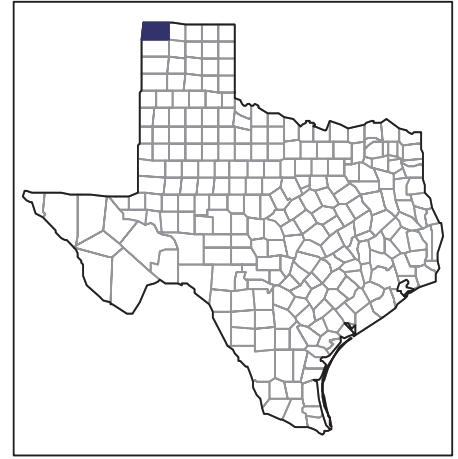
Item	Quantity
Farms by value of sales:	
Less than \$1,000	47
\$1,000 to \$2,499	2
\$2,500 to \$4,999	3
\$5,000 to \$9,999	6
\$10,000 to \$49,999	1
\$50,000 to \$99,999	2
\$100,000 to \$249,999	6
\$250,000 to \$499,999	1
\$500,000 or more	3
Total farm production expenses (\$1,000)	3,141
Average per farm (\$)	44,246
Net cash farm income of operation (\$1,000)	2,481
Average per farm (\$)	34,938
Value of agricultural products sold directly to individuals for human consumption (\$1,000)	(D)
Total organic product sales (\$1,000)	-
Total income from farm-related sources, gross before taxes and expenses (\$1,000)	812

See "Census of Agriculture, Volume 1, Geographic Area Series" for complete footnotes, explanations, definitions, and methodology.
(D) Cannot be disclosed. (Z) Less than half of the unit shown.

2007 CENSUS OF AGRICULTURE

Dallam County – Texas

Farms with Spanish, Hispanic, or Latino Operators Compared with All Farms



Data are not available at this geographic level for farms with Spanish, Hispanic, or Latino operators.



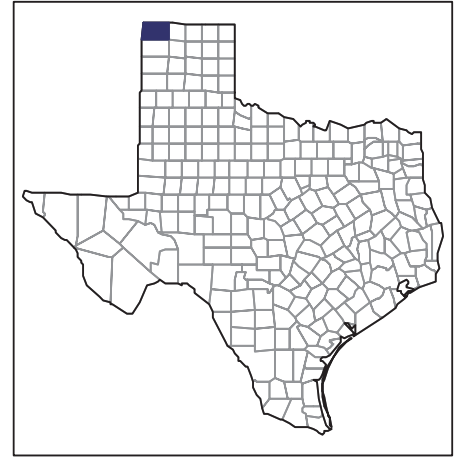
United States Department of Agriculture
National Agricultural Statistics Service

www.agcensus.usda.gov

2007 CENSUS OF AGRICULTURE

Dallam County – Texas

Farms with American Indian or Alaska Native Operators Compared with All Farms



Data are not available at this geographic level for farms with American Indian or Alaska Native operators.



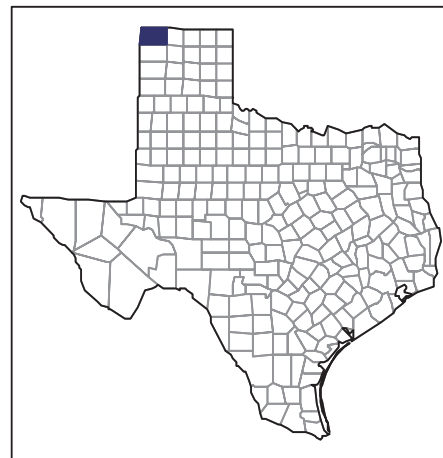
United States Department of Agriculture
National Agricultural Statistics Service

www.agcensus.usda.gov

2007 CENSUS *OF* AGRICULTURE

Dallam County – Texas

**Farms with Asian Operators
Compared with All Farms**



Data are not available at this geographic level for farms with Asian operators.



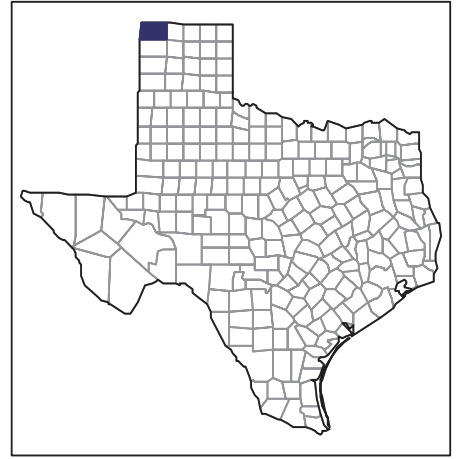
United States Department of Agriculture
National Agricultural Statistics Service

www.agcensus.usda.gov

2007 CENSUS OF AGRICULTURE

Dallam County – Texas

Farms with Black or African American Operators Compared with All Farms



Data are not available at this geographic level for farms with Black or African American operators.



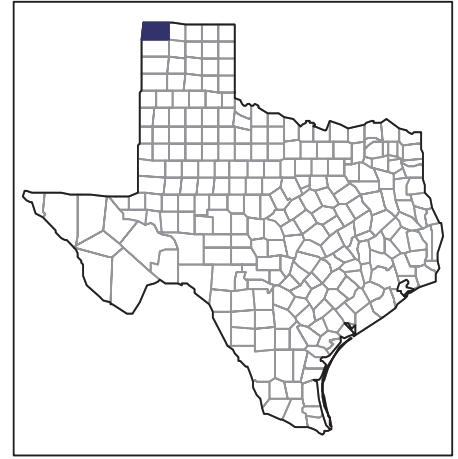
United States Department of Agriculture
National Agricultural Statistics Service

www.agcensus.usda.gov

2007 CENSUS OF AGRICULTURE

Dallam County – Texas

Farms with Native Hawaiian or Other Pacific Islander Operators Compared with All Farms



Data are not available at this geographic level for farms with Native Hawaiian or Other Pacific Islander operators.



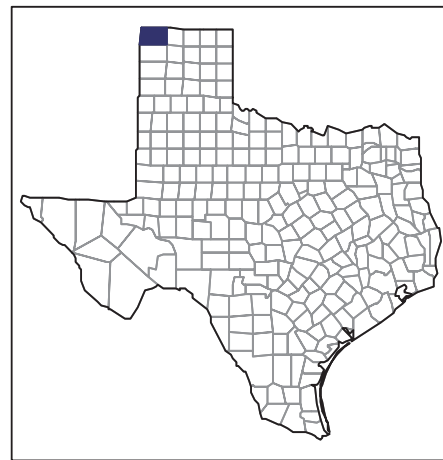
United States Department of Agriculture
National Agricultural Statistics Service

www.agcensus.usda.gov

2007 CENSUS OF AGRICULTURE

Dallam County – Texas

Farms with White Operators
Compared with All Farms



Data are not available at this geographic level for farms with White operators.



United States Department of Agriculture
National Agricultural Statistics Service

www.agcensus.usda.gov

