

# 2007 CENSUS OF AGRICULTURE

**Dimmit County – Texas**

**Farms with Women Principal Operators Compared with All Farms**



**Data are not available at this geographic level for farms with women principal operators.**

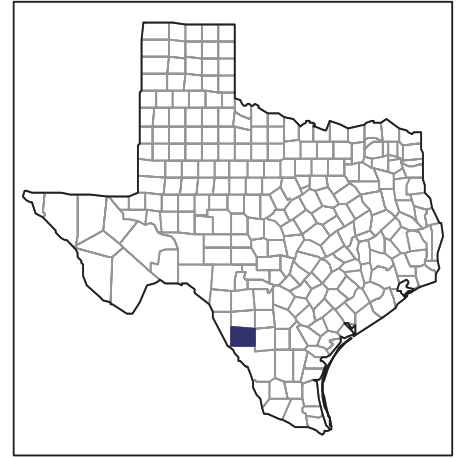


United States Department of Agriculture  
National Agricultural Statistics Service

[www.agcensus.usda.gov](http://www.agcensus.usda.gov)



# 2007 CENSUS OF AGRICULTURE



## Dimmit County – Texas

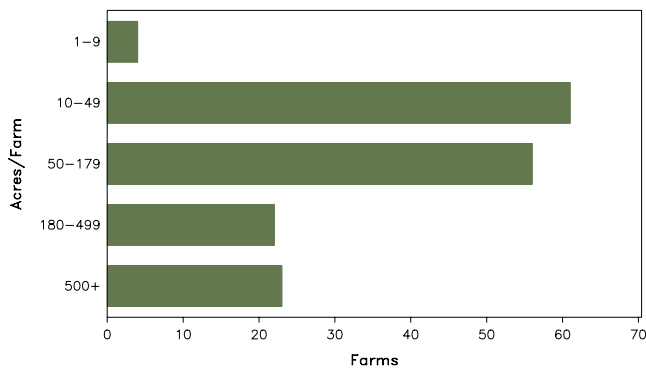
### Farms with Spanish, Hispanic, or Latino Operators Compared with All Farms

	Spanish, Hispanic, or Latino Operators	All Farms
<b>Number of Farm Operators</b> <sup>1</sup>	213	566
<b>Number of Farms</b>	166	388
<b>Land in Farms</b>	106,446 acres	708,015 acres
<b>Average Size of Farm</b>	641 acres	1,825 acres
<b>Market Value of Products Sold</b>	\$830,000	\$21,691,000
Crop Sales	(D)	\$2,617,000
Livestock Sales	(D)	\$19,074,000
Average Per Farm	\$5,001	\$55,905
<b>Government Payments</b>	\$2,000	\$304,000
Average Per Farm Receiving Payments	\$669	\$13,197

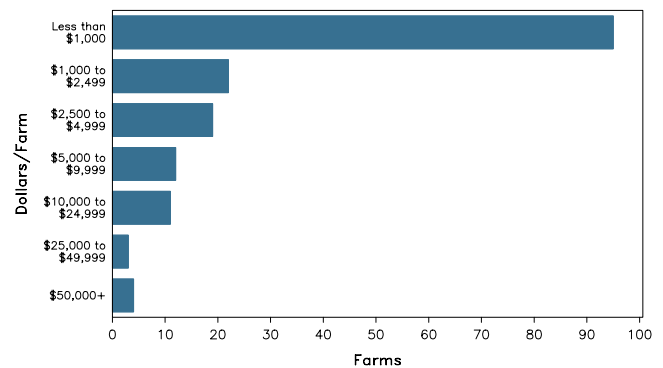
See footnotes on reverse page.

### Farms with Spanish, Hispanic, or Latino Operators

Farms by Size



Farms by Economic Size



# 2007 CENSUS OF AGRICULTURE

## Dimmit County – Texas Farms with Spanish, Hispanic, or Latino Operators

### Selected Highlights

Item	Farms	Quantity
<b>MARKET VALUE OF AGRICULTURAL PRODUCTS SOLD (\$1,000)</b>		
Total value of agricultural products sold	166	830
Value of crops including nursery and greenhouse	17	(D)
Value of livestock, poultry, and their products	99	(D)
<b>VALUE OF SALES BY COMMODITY GROUP (\$1,000)</b>		
Grains, oilseeds, dry beans, and dry peas	2	(D)
Tobacco	-	-
Cotton and cottonseed	-	-
Vegetables, melons, potatoes and sweet potatoes	4	6
Fruits, tree nuts, and berries	1	(D)
Nursery, greenhouse, floriculture, and sod	-	-
Cut Christmas trees and short rotation woody crops	-	-
Other crops and hay	10	(D)
Poultry and eggs	11	(D)
Cattle and calves	76	588
Milk and other dairy products from cows	-	-
Hogs and pigs	1	(D)
Sheep, goats, and their products	18	(D)
Horses, ponies, mules, burros, and donkeys	4	5
Aquaculture	-	-
Other animals and other animal products	3	64
<b>TOP CROP ITEMS (acres)</b>		
Forage - land used for all hay and haylage, grass silage, and greenchop	12	334
Oats for grain	2	(D)
Olives	1	(D)
Vegetables harvested for sale	4	6
Watermelons	2	(D)
<b>TOP LIVESTOCK INVENTORY ITEMS (number)</b>		
Quail	2	(D)
Cattle and calves	110	2,446
Goats, all	46	619
Bison	1	(D)
Layers	9	174

### Operator Characteristics

Item	Quantity
Primary occupation:	
Farming	64
Other	149
Days worked off farm:	
None	49
Any	164
Years on present farm:	
2 years or less	10
3 to 4 years	24
5 to 9 years	83
10 years or more	96
Age group:	
Under 45 years	46
45 to 64 years	126
65 years and over	41
Average age (years)	53.9

### Economic Characteristics

Item	Quantity
Farms by value of sales:	
Less than \$1,000	95
\$1,000 to \$2,499	22
\$2,500 to \$4,999	19
\$5,000 to \$9,999	12
\$10,000 to \$49,999	14
\$50,000 to \$99,999	3
\$100,000 to \$249,999	1
\$250,000 to \$499,999	-
\$500,000 or more	-
Total farm production expenses (\$1,000)	2,249
Average per farm (\$)	13,548
Net cash farm income of operation (\$1,000)	-1,331
Average per farm (\$)	-8,016
Value of agricultural products sold directly to individuals for human consumption (\$1,000)	36
Total organic product sales (\$1,000)	-
Total income from farm-related sources, gross before taxes and expenses (\$1,000)	86

See "Census of Agriculture, Volume 1, Geographic Area Series" for complete footnotes, explanations, definitions, and methodology.

(D) Cannot be disclosed. (Z) Less than half of the unit shown.

<sup>1</sup> Data were collected for a maximum of three operators per farm.

# 2007 CENSUS OF AGRICULTURE

## Dimmit County – Texas

### Farms with American Indian or Alaska Native Operators Compared with All Farms



Data are not available at this geographic level for farms with American Indian or Alaska Native operators.



United States Department of Agriculture  
National Agricultural Statistics Service

[www.agcensus.usda.gov](http://www.agcensus.usda.gov)



# 2007 CENSUS OF AGRICULTURE

**Dimmit County – Texas**

**Farms with Asian Operators  
Compared with All Farms**



**Data are not available at this geographic level for farms with Asian operators.**



United States Department of Agriculture  
National Agricultural Statistics Service

[www.agcensus.usda.gov](http://www.agcensus.usda.gov)





# 2007 CENSUS OF AGRICULTURE

## Dimmit County – Texas

### Farms with Black or African American Operators Compared with All Farms



Data are not available at this geographic level for farms with Black or African American operators.



United States Department of Agriculture  
National Agricultural Statistics Service

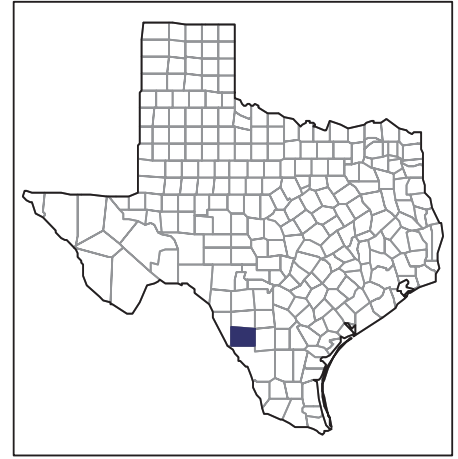
[www.agcensus.usda.gov](http://www.agcensus.usda.gov)



# 2007 CENSUS OF AGRICULTURE

## Dimmit County – Texas

### Farms with Native Hawaiian or Other Pacific Islander Operators Compared with All Farms



Data are not available at this geographic level for farms with Native Hawaiian or Other Pacific Islander operators.



United States Department of Agriculture  
National Agricultural Statistics Service

[www.agcensus.usda.gov](http://www.agcensus.usda.gov)



# 2007 CENSUS *OF* AGRICULTURE

**Dimmit County – Texas**

**Farms with White Operators  
Compared with All Farms**



**Data are not available at this geographic level for farms with White operators.**



United States Department of Agriculture  
National Agricultural Statistics Service

[www.agcensus.usda.gov](http://www.agcensus.usda.gov)

