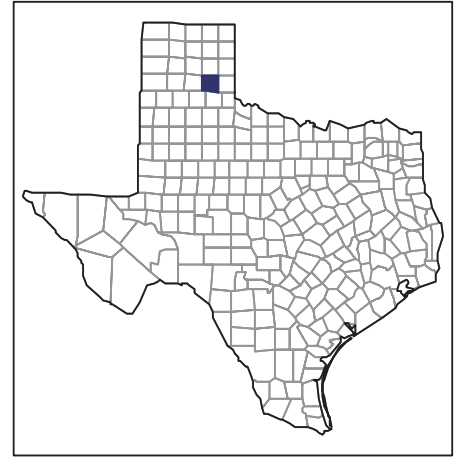


2007 CENSUS OF AGRICULTURE



Donley County – Texas

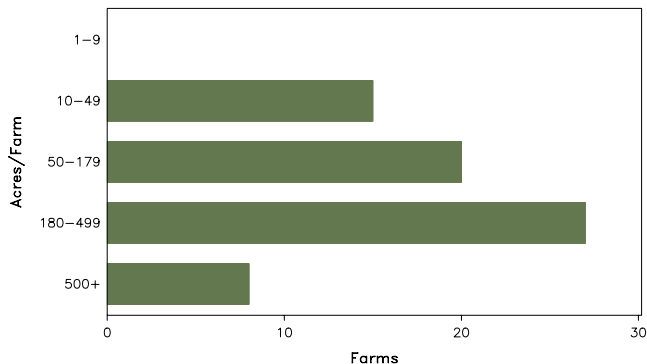
Farms with Women Principal Operators Compared with All Farms

	Women Principal Operators	All Farms
Number of Farms	70	392
Land in Farms	54,654 acres	588,947 acres
Average Size of Farm	781 acres	1,502 acres
Market Value of Products Sold	\$1,886,000	\$85,815,000
Crop Sales	\$740,000	\$13,148,000
Livestock Sales	\$1,145,000	\$72,667,000
Average Per Farm	\$26,938	\$218,916
Government Payments	\$353,000	\$3,802,000
Average Per Farm Receiving Payments	\$7,364	\$14,623

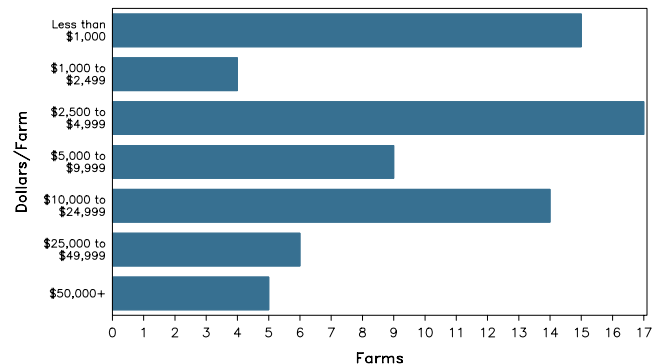
See footnotes on reverse page.

Farms with Women Principal Operators

Farms by Size



Farms by Economic Size



2007 CENSUS OF AGRICULTURE

Donley County – Texas Farms with Women Principal Operators

Selected Highlights

Item	Farms	Quantity
MARKET VALUE OF AGRICULTURAL PRODUCTS SOLD (\$1,000)		
Total value of agricultural products sold	70	1,886
Value of crops including nursery and greenhouse	13	740
Value of livestock, poultry, and their products	18	1,145
VALUE OF SALES BY COMMODITY GROUP (\$1,000)		
Grains, oilseeds, dry beans, and dry peas	3	(D)
Tobacco	-	-
Cotton and cottonseed	2	(D)
Vegetables, melons, potatoes and sweet potatoes	-	-
Fruits, tree nuts, and berries	-	-
Nursery, greenhouse, floriculture, and sod	-	-
Cut Christmas trees and short rotation woody crops	-	-
Other crops and hay	9	525
Poultry and eggs	3	(D)
Cattle and calves	10	1,131
Milk and other dairy products from cows	-	-
Hogs and pigs	-	-
Sheep, goats, and their products	2	(D)
Horses, ponies, mules, burros, and donkeys	4	(D)
Aquaculture	-	-
Other animals and other animal products	-	-
TOP CROP ITEMS (acres)		
Wheat for grain, all	3	1,138
Peanuts for nuts	1	(D)
Forage - land used for all hay and haylage, grass silage, and greenchop	10	446
Cotton, all	2	(D)
Sorghum for grain	1	(D)
TOP LIVESTOCK INVENTORY ITEMS (number)		
Cattle and calves	13	2,916
Goats, all	5	(D)
Layers	3	60
Horses and ponies	9	55
Ducks	3	30

Operator Characteristics

Item	Quantity
Primary occupation:	
Farming	19
Other	51
Days worked off farm:	
None	27
Any	43
Years on present farm:	
2 years or less	3
3 to 4 years	8
5 to 9 years	12
10 years or more	47
Age group:	
Under 45 years	7
45 to 64 years	24
65 years and over	39
Average age of principal operator (years)	65.3

Economic Characteristics

Item	Quantity
Farms by value of sales:	
Less than \$1,000	48
\$1,000 to \$2,499	1
\$2,500 to \$4,999	7
\$5,000 to \$9,999	3
\$10,000 to \$49,999	6
\$50,000 to \$99,999	4
\$100,000 to \$249,999	-
\$250,000 to \$499,999	-
\$500,000 or more	1
Total farm production expenses (\$1,000)	2,712
Average per farm (\$)	38,741
Net cash farm income of operation (\$1,000)	-458
Average per farm (\$)	-6,536
Value of agricultural products sold directly to individuals for human consumption (\$1,000)	-
Total organic product sales (\$1,000)	-
Total income from farm-related sources, gross before taxes and expenses (\$1,000)	15

See "Census of Agriculture, Volume 1, Geographic Area Series" for complete footnotes, explanations, definitions, and methodology.
(D) Cannot be disclosed. (Z) Less than half of the unit shown.

2007 CENSUS OF AGRICULTURE

Donley County – Texas

Farms with Spanish, Hispanic, or Latino Operators Compared with All Farms



Data are not available at this geographic level for farms with Spanish, Hispanic, or Latino operators.



United States Department of Agriculture
National Agricultural Statistics Service

www.agcensus.usda.gov

2007 CENSUS OF AGRICULTURE

Donley County – Texas

Farms with American Indian or Alaska Native Operators Compared with All Farms



Data are not available at this geographic level for farms with American Indian or Alaska Native operators.



United States Department of Agriculture
National Agricultural Statistics Service

www.agcensus.usda.gov

2007 CENSUS OF AGRICULTURE

Donley County – Texas

**Farms with Asian Operators
Compared with All Farms**



Data are not available at this geographic level for farms with Asian operators.



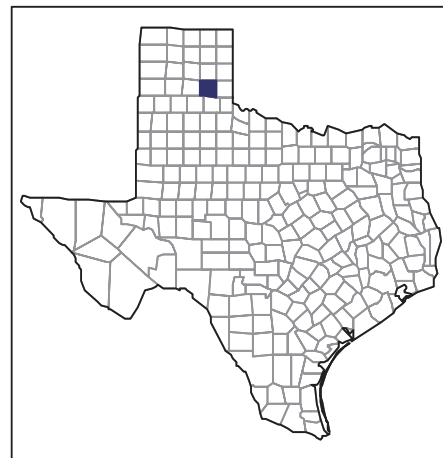
United States Department of Agriculture
National Agricultural Statistics Service

www.agcensus.usda.gov

2007 CENSUS OF AGRICULTURE

Donley County – Texas

Farms with Black or African American Operators Compared with All Farms



Data are not available at this geographic level for farms with Black or African American operators.



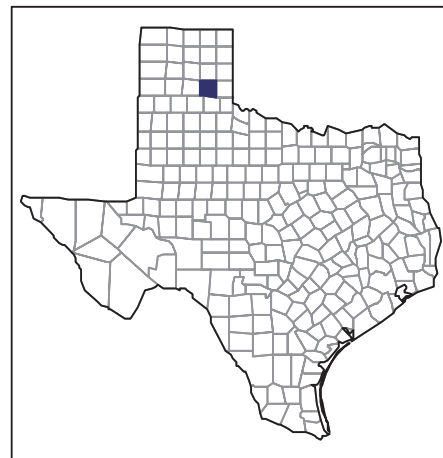
United States Department of Agriculture
National Agricultural Statistics Service

www.agcensus.usda.gov

2007 CENSUS OF AGRICULTURE

Donley County – Texas

Farms with Native Hawaiian or Other Pacific Islander Operators Compared with All Farms



Data are not available at this geographic level for farms with Native Hawaiian or Other Pacific Islander operators.



United States Department of Agriculture
National Agricultural Statistics Service

www.agcensus.usda.gov

2007 CENSUS OF AGRICULTURE

Donley County – Texas

Farms with White Operators Compared with All Farms



Data are not available at this geographic level for farms with White operators.



United States Department of Agriculture
National Agricultural Statistics Service

www.agcensus.usda.gov

