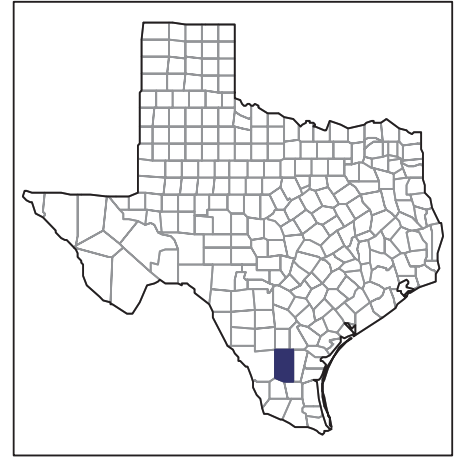


# 2007 CENSUS OF AGRICULTURE



## Duval County – Texas

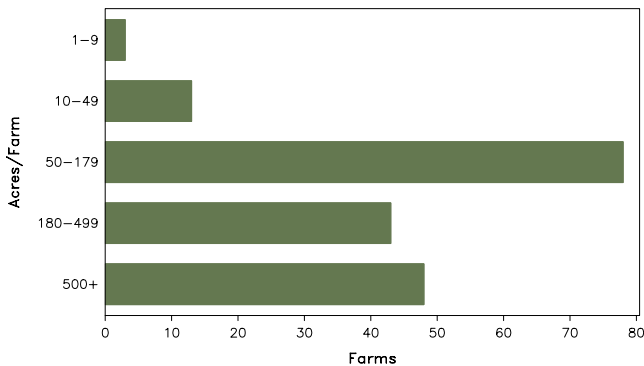
### Farms with Women Principal Operators Compared with All Farms

	Women Principal Operators	All Farms
<b>Number of Farms</b>	185	1,507
<b>Land in Farms</b>	68,326 acres	1,021,206 acres
<b>Average Size of Farm</b>	369 acres	678 acres
<b>Market Value of Products Sold</b>	\$693,000	\$14,771,000
Crop Sales	\$82,000	\$3,946,000
Livestock Sales	\$611,000	\$10,825,000
Average Per Farm	\$3,747	\$9,802
<b>Government Payments</b>	\$175,000	\$1,931,000
Average Per Farm Receiving Payments	\$2,972	\$4,686

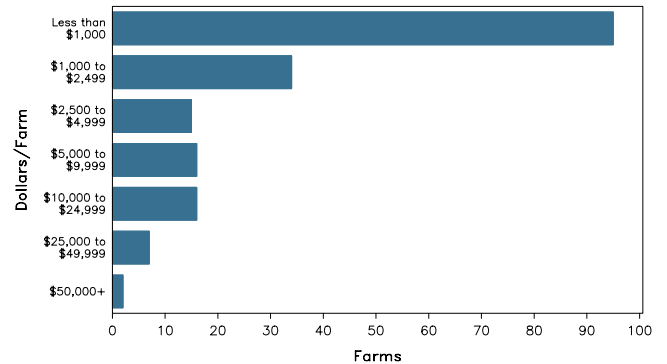
See footnotes on reverse page.

### Farms with Women Principal Operators

Farms by Size



Farms by Economic Size



# 2007 CENSUS OF AGRICULTURE

## Duval County – Texas Farms with Women Principal Operators

### Selected Highlights

Item	Farms	Quantity
<b>MARKET VALUE OF AGRICULTURAL PRODUCTS SOLD (\$1,000)</b>		
Total value of agricultural products sold	185	693
Value of crops including nursery and greenhouse	6	82
Value of livestock, poultry, and their products	71	611
<b>VALUE OF SALES BY COMMODITY GROUP (\$1,000)</b>		
Grains, oilseeds, dry beans, and dry peas	-	-
Tobacco	-	-
Cotton and cottonseed	-	-
Vegetables, melons, potatoes and sweet potatoes	-	-
Fruits, tree nuts, and berries	-	-
Nursery, greenhouse, floriculture, and sod	-	-
Cut Christmas trees and short rotation woody crops	-	-
Other crops and hay	6	82
Poultry and eggs	-	-
Cattle and calves	71	(D)
Milk and other dairy products from cows	-	-
Hogs and pigs	1	(D)
Sheep, goats, and their products	1	(D)
Horses, ponies, mules, burros, and donkeys	-	-
Aquaculture	-	-
Other animals and other animal products	2	(D)
<b>TOP CROP ITEMS (acres)</b>		
Forage - land used for all hay and haylage, grass silage, and greenchop	29	1,143
<b>TOP LIVESTOCK INVENTORY ITEMS (number)</b>		
Cattle and calves	119	3,194
Horses and ponies	36	134
Goats, all	3	86
Deer	2	(D)
Hogs and pigs	2	(D)

### Operator Characteristics

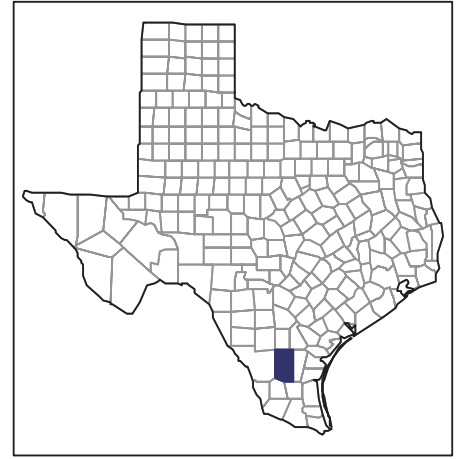
Item	Quantity
Primary occupation:	
Farming	54
Other	131
Days worked off farm:	
None	85
Any	100
Years on present farm:	
2 years or less	14
3 to 4 years	5
5 to 9 years	40
10 years or more	126
Age group:	
Under 45 years	4
45 to 64 years	83
65 years and over	98
Average age of principal operator (years)	66.0

### Economic Characteristics

Item	Quantity
Farms by value of sales:	
Less than \$1,000	120
\$1,000 to \$2,499	22
\$2,500 to \$4,999	9
\$5,000 to \$9,999	13
\$10,000 to \$49,999	19
\$50,000 to \$99,999	2
\$100,000 to \$249,999	-
\$250,000 to \$499,999	-
\$500,000 or more	-
Total farm production expenses (\$1,000)	2,184
Average per farm (\$)	11,803
Net cash farm income of operation (\$1,000)	-1,235
Average per farm (\$)	-6,677
Value of agricultural products sold directly to individuals for human consumption (\$1,000)	-
Total organic product sales (\$1,000)	-
Total income from farm-related sources, gross before taxes and expenses (\$1,000)	80

See "Census of Agriculture, Volume 1, Geographic Area Series" for complete footnotes, explanations, definitions, and methodology.  
(D) Cannot be disclosed. (Z) Less than half of the unit shown.

# 2007 CENSUS OF AGRICULTURE



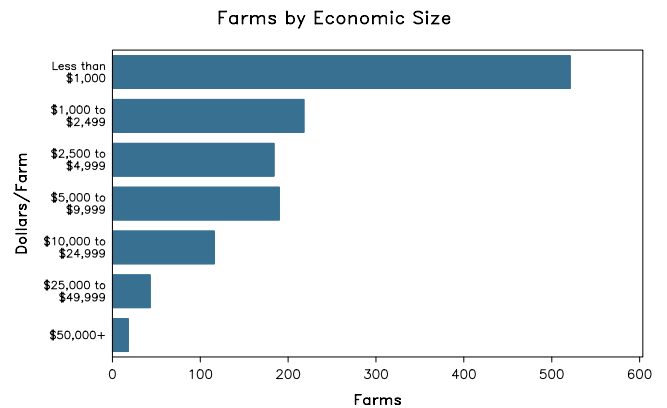
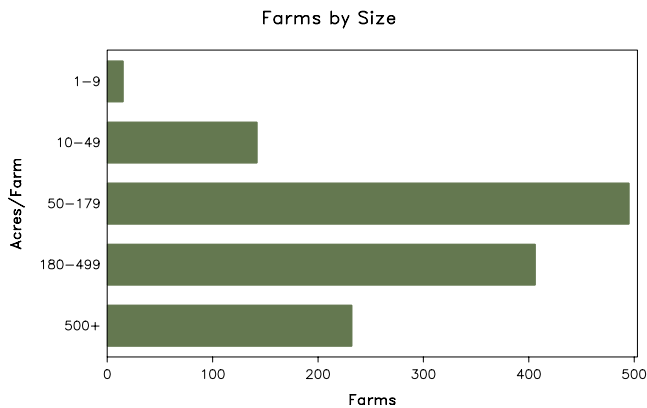
## Duval County – Texas

### Farms with Spanish, Hispanic, or Latino Operators Compared with All Farms

	Spanish, Hispanic, or Latino Operators	All Farms
<b>Number of Farm Operators</b> <sup>1</sup>	1,724	2,089
<b>Number of Farms</b>	1,290	1,507
<b>Land in Farms</b>	539,636 acres	1,021,206 acres
<b>Average Size of Farm</b>	418 acres	678 acres
<b>Market Value of Products Sold</b>	\$7,962,000	\$14,771,000
Crop Sales	(D)	\$3,946,000
Livestock Sales	(D)	\$10,825,000
Average Per Farm	\$6,172	\$9,802
<b>Government Payments</b>	\$1,148,000	\$1,931,000
Average Per Farm Receiving Payments	\$3,271	\$4,686

See footnotes on reverse page.

### Farms with Spanish, Hispanic, or Latino Operators



# 2007 CENSUS OF AGRICULTURE

## Duval County – Texas Farms with Spanish, Hispanic, or Latino Operators

### Selected Highlights

Item	Farms	Quantity
<b>MARKET VALUE OF AGRICULTURAL PRODUCTS SOLD (\$1,000)</b>		
Total value of agricultural products sold	1,290	7,962
Value of crops including nursery and greenhouse	83	(D)
Value of livestock, poultry, and their products	700	(D)
<b>VALUE OF SALES BY COMMODITY GROUP (\$1,000)</b>		
Grains, oilseeds, dry beans, and dry peas	7	312
Tobacco	-	-
Cotton and cottonseed	-	-
Vegetables, melons, potatoes and sweet potatoes	1	(D)
Fruits, tree nuts, and berries	-	-
Nursery, greenhouse, floriculture, and sod	-	-
Cut Christmas trees and short rotation woody crops	-	-
Other crops and hay	78	697
Poultry and eggs	7	4
Cattle and calves	671	(D)
Milk and other dairy products from cows	-	-
Hogs and pigs	9	(D)
Sheep, goats, and their products	26	(D)
Horses, ponies, mules, burros, and donkeys	19	35
Aquaculture	-	-
Other animals and other animal products	5	(D)
<b>TOP CROP ITEMS (acres)</b>		
Forage - land used for all hay and haylage, grass silage, and greenchop	225	10,485
Sorghum for grain	5	1,069
Dry edible peas	2	(D)
Wheat for grain, all	1	(D)
Corn for grain	3	196
<b>TOP LIVESTOCK INVENTORY ITEMS (number)</b>		
Cattle and calves	912	29,171
Goats, all	71	1,099
Horses and ponies	231	1,015
Sheep and lambs	18	(D)
Deer	4	(D)

### Operator Characteristics

Item	Quantity
Primary occupation:	
Farming	588
Other	1,136
Days worked off farm:	
None	352
Any	1,372
Years on present farm:	
2 years or less	102
3 to 4 years	151
5 to 9 years	380
10 years or more	1,091
Age group:	
Under 45 years	306
45 to 64 years	858
65 years and over	560
Average age (years)	57.6

### Economic Characteristics

Item	Quantity
Farms by value of sales:	
Less than \$1,000	623
\$1,000 to \$2,499	192
\$2,500 to \$4,999	175
\$5,000 to \$9,999	155
\$10,000 to \$49,999	128
\$50,000 to \$99,999	7
\$100,000 to \$249,999	6
\$250,000 to \$499,999	3
\$500,000 or more	1
Total farm production expenses (\$1,000)	16,205
Average per farm (\$)	12,562
Net cash farm income of operation (\$1,000)	-6,152
Average per farm (\$)	-4,769
Value of agricultural products sold directly to individuals for human consumption (\$1,000)	73
Total organic product sales (\$1,000)	-
Total income from farm-related sources, gross before taxes and expenses (\$1,000)	943

See "Census of Agriculture, Volume 1, Geographic Area Series" for complete footnotes, explanations, definitions, and methodology.

(D) Cannot be disclosed. (Z) Less than half of the unit shown.

<sup>1</sup> Data were collected for a maximum of three operators per farm.

# 2007 CENSUS OF AGRICULTURE

## Duval County – Texas

### Farms with American Indian or Alaska Native Operators Compared with All Farms



Data are not available at this geographic level for farms with American Indian or Alaska Native operators.



United States Department of Agriculture  
National Agricultural Statistics Service

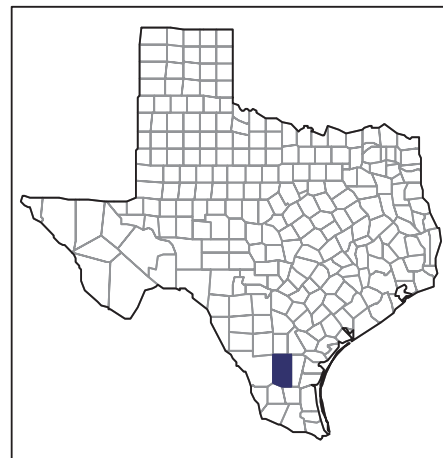
[www.agcensus.usda.gov](http://www.agcensus.usda.gov)



# 2007 CENSUS OF AGRICULTURE

Duval County – Texas

Farms with Asian Operators  
Compared with All Farms



Data are not available at this geographic level for farms with Asian operators.



United States Department of Agriculture  
National Agricultural Statistics Service

[www.agcensus.usda.gov](http://www.agcensus.usda.gov)





# 2007 CENSUS OF AGRICULTURE

## Duval County – Texas

### Farms with Black or African American Operators Compared with All Farms



Data are not available at this geographic level for farms with Black or African American operators.



United States Department of Agriculture  
National Agricultural Statistics Service

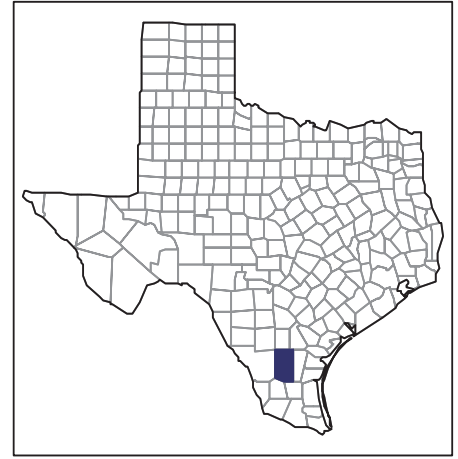
[www.agcensus.usda.gov](http://www.agcensus.usda.gov)



# 2007 CENSUS OF AGRICULTURE

## Duval County – Texas

### Farms with Native Hawaiian or Other Pacific Islander Operators Compared with All Farms



Data are not available at this geographic level for farms with Native Hawaiian or Other Pacific Islander operators.



United States Department of Agriculture  
National Agricultural Statistics Service

[www.agcensus.usda.gov](http://www.agcensus.usda.gov)



# 2007 CENSUS OF AGRICULTURE

Duval County – Texas

Farms with White Operators  
Compared with All Farms



Data are not available at this geographic level for farms with White operators.



United States Department of Agriculture  
National Agricultural Statistics Service

[www.agcensus.usda.gov](http://www.agcensus.usda.gov)

