

2007 CENSUS OF AGRICULTURE



Franklin County – Texas

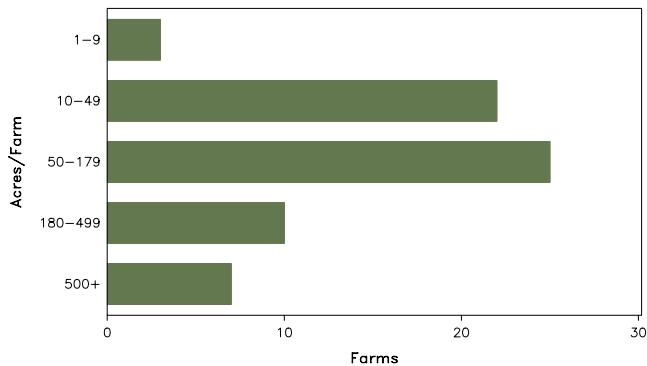
Farms with Women Principal Operators Compared with All Farms

	Women Principal Operators	All Farms
Number of Farms	67	564
Land in Farms	12,369 acres	133,528 acres
Average Size of Farm	185 acres	237 acres
Market Value of Products Sold	\$7,069,000	\$85,840,000
Crop Sales	\$256,000	\$3,769,000
Livestock Sales	\$6,813,000	\$82,070,000
Average Per Farm	\$105,514	\$152,198
Government Payments	\$18,000	\$229,000
Average Per Farm Receiving Payments	\$5,872	\$3,273

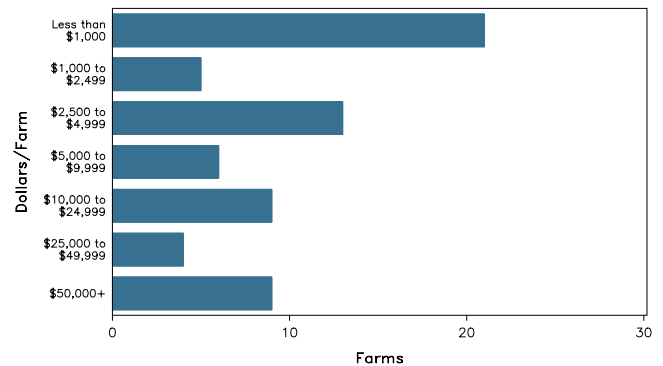
See footnotes on reverse page.

Farms with Women Principal Operators

Farms by Size



Farms by Economic Size



2007 CENSUS OF AGRICULTURE

Franklin County – Texas Farms with Women Principal Operators

Selected Highlights

Item	Farms	Quantity
MARKET VALUE OF AGRICULTURAL PRODUCTS SOLD (\$1,000)		
Total value of agricultural products sold	67	7,069
Value of crops including nursery and greenhouse	23	256
Value of livestock, poultry, and their products	38	6,813
VALUE OF SALES BY COMMODITY GROUP (\$1,000)		
Grains, oilseeds, dry beans, and dry peas	-	-
Tobacco	-	-
Cotton and cottonseed	-	-
Vegetables, melons, potatoes and sweet potatoes	2	(D)
Fruits, tree nuts, and berries	2	(D)
Nursery, greenhouse, floriculture, and sod	2	(D)
Cut Christmas trees and short rotation woody crops	-	-
Other crops and hay	19	(D)
Poultry and eggs	7	(D)
Cattle and calves	29	(D)
Milk and other dairy products from cows	1	(D)
Hogs and pigs	1	(D)
Sheep, goats, and their products	2	(D)
Horses, ponies, mules, burros, and donkeys	3	21
Aquaculture	-	-
Other animals and other animal products	-	-
TOP CROP ITEMS (acres)		
Forage - land used for all hay and haylage, grass silage, and greenchop	32	2,557
Short-rotation woody crops	2	(D)
Pecans, all	1	(D)
Peaches, all	1	(D)
Nursery stock	2	(D)
TOP LIVESTOCK INVENTORY ITEMS (number)		
Broilers and other meat-type chickens	3	234,000
Layers	5	109,650
Cattle and calves	40	2,269
Horses and ponies	21	180
Mules, burros, and donkeys	10	33

Operator Characteristics

Item	Quantity
Primary occupation:	
Farming	24
Other	43
Days worked off farm:	
None	21
Any	46
Years on present farm:	
2 years or less	3
3 to 4 years	7
5 to 9 years	11
10 years or more	46
Age group:	
Under 45 years	8
45 to 64 years	34
65 years and over	25
Average age of principal operator (years)	60.7

Economic Characteristics

Item	Quantity
Farms by value of sales:	
Less than \$1,000	21
\$1,000 to \$2,499	5
\$2,500 to \$4,999	13
\$5,000 to \$9,999	6
\$10,000 to \$49,999	13
\$50,000 to \$99,999	1
\$100,000 to \$249,999	1
\$250,000 to \$499,999	-
\$500,000 or more	7
Total farm production expenses (\$1,000)	6,791
Average per farm (\$)	101,362
Net cash farm income of operation (\$1,000)	450
Average per farm (\$)	6,723
Value of agricultural products sold directly to individuals for human consumption (\$1,000)	(D)
Total organic product sales (\$1,000)	-
Total income from farm-related sources, gross before taxes and expenses (\$1,000)	155

See "Census of Agriculture, Volume 1, Geographic Area Series" for complete footnotes, explanations, definitions, and methodology.
(D) Cannot be disclosed. (Z) Less than half of the unit shown.

2007 CENSUS OF AGRICULTURE

Franklin County – Texas

Farms with Spanish, Hispanic, or Latino Operators Compared with All Farms



Data are not available at this geographic level for farms with Spanish, Hispanic, or Latino operators.



United States Department of Agriculture
National Agricultural Statistics Service

www.agcensus.usda.gov

2007 CENSUS OF AGRICULTURE

Franklin County – Texas

Farms with American Indian or Alaska Native Operators Compared with All Farms



Data are not available at this geographic level for farms with American Indian or Alaska Native operators.



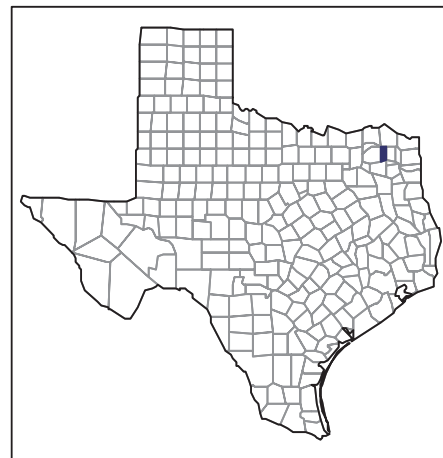
United States Department of Agriculture
National Agricultural Statistics Service

www.agcensus.usda.gov

2007 CENSUS *OF* AGRICULTURE

Franklin County – Texas

**Farms with Asian Operators
Compared with All Farms**



Data are not available at this geographic level for farms with Asian operators.



United States Department of Agriculture
National Agricultural Statistics Service

www.agcensus.usda.gov

2007 CENSUS OF AGRICULTURE

Franklin County – Texas

Farms with Black or African American Operators Compared with All Farms



Data are not available at this geographic level for farms with Black or African American operators.



United States Department of Agriculture
National Agricultural Statistics Service

www.agcensus.usda.gov

2007 CENSUS *OF* AGRICULTURE

Franklin County – Texas

Farms with Native Hawaiian or Other Pacific Islander Operators Compared with All Farms



Data are not available at this geographic level for farms with Native Hawaiian or Other Pacific Islander operators.



United States Department of Agriculture
National Agricultural Statistics Service

www.agcensus.usda.gov

2007 CENSUS *OF* AGRICULTURE

Franklin County – Texas

**Farms with White Operators
Compared with All Farms**



Data are not available at this geographic level for farms with White operators.



United States Department of Agriculture
National Agricultural Statistics Service

www.agcensus.usda.gov

