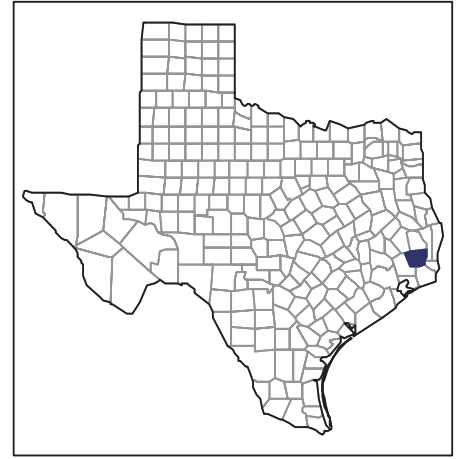


2007 CENSUS OF AGRICULTURE



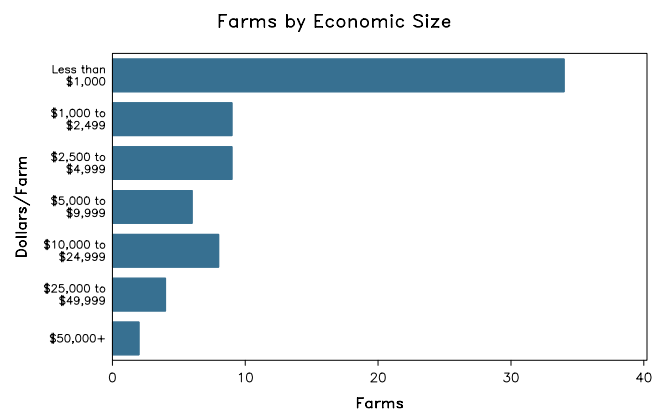
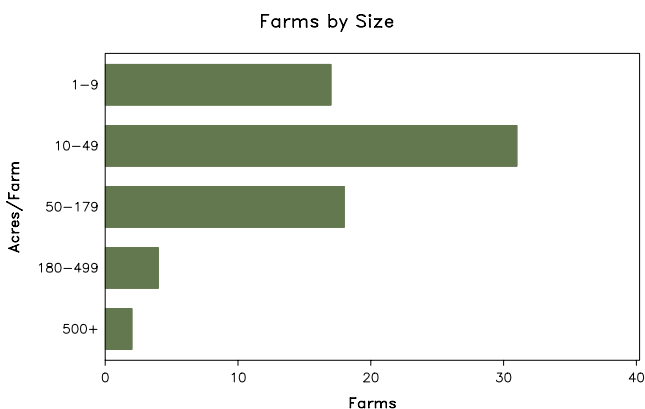
Hardin County – Texas

Farms with Women Principal Operators Compared with All Farms

	Women Principal Operators	All Farms
Number of Farms	72	699
Land in Farms	5,075 acres	91,189 acres
Average Size of Farm	70 acres	130 acres
Market Value of Products Sold	\$488,000	\$6,314,000
Crop Sales	\$255,000	\$3,430,000
Livestock Sales	\$233,000	\$2,884,000
Average Per Farm	\$6,775	\$9,033
Government Payments	(D)	\$231,000
Average Per Farm Receiving Payments	(D)	\$14,446

See footnotes on reverse page.

Farms with Women Principal Operators



2007 CENSUS OF AGRICULTURE

Hardin County – Texas Farms with Women Principal Operators

Selected Highlights

Item	Farms	Quantity
MARKET VALUE OF AGRICULTURAL PRODUCTS SOLD (\$1,000)		
Total value of agricultural products sold	72	488
Value of crops including nursery and greenhouse	21	255
Value of livestock, poultry, and their products	31	233
VALUE OF SALES BY COMMODITY GROUP (\$1,000)		
Grains, oilseeds, dry beans, and dry peas	-	-
Tobacco	-	-
Cotton and cottonseed	-	-
Vegetables, melons, potatoes and sweet potatoes	4	50
Fruits, tree nuts, and berries	4	(D)
Nursery, greenhouse, floriculture, and sod	3	(D)
Cut Christmas trees and short rotation woody crops	-	-
Other crops and hay	13	74
Poultry and eggs	6	10
Cattle and calves	19	78
Milk and other dairy products from cows	-	-
Hogs and pigs	-	-
Sheep, goats, and their products	-	-
Horses, ponies, mules, burros, and donkeys	10	144
Aquaculture	-	-
Other animals and other animal products	3	-
TOP CROP ITEMS (acres)		
Forage - land used for all hay and haylage, grass silage, and greenchop	26	581
Vegetables harvested for sale	4	13
Beans, snap	4	9
Land in berries	3	4
Floriculture crops, total	2	(D)
TOP LIVESTOCK INVENTORY ITEMS (number)		
Cattle and calves	32	754
Layers	7	328
Horses and ponies	41	253
Rabbits and their pelts	2	(D)
Pullets for laying flock replacement	4	70

Operator Characteristics

Item	Quantity
Primary occupation:	
Farming	30
Other	42
Days worked off farm:	
None	28
Any	44
Years on present farm:	
2 years or less	3
3 to 4 years	9
5 to 9 years	21
10 years or more	39
Age group:	
Under 45 years	13
45 to 64 years	42
65 years and over	17
Average age of principal operator (years)	54.6

Economic Characteristics

Item	Quantity
Farms by value of sales:	
Less than \$1,000	34
\$1,000 to \$2,499	9
\$2,500 to \$4,999	9
\$5,000 to \$9,999	6
\$10,000 to \$49,999	12
\$50,000 to \$99,999	1
\$100,000 to \$249,999	1
\$250,000 to \$499,999	-
\$500,000 or more	-
Total farm production expenses (\$1,000)	859
Average per farm (\$)	11,931
Net cash farm income of operation (\$1,000)	-317
Average per farm (\$)	-4,401
Value of agricultural products sold directly to individuals for human consumption (\$1,000)	(D)
Total organic product sales (\$1,000)	-
Total income from farm-related sources, gross before taxes and expenses (\$1,000)	31

See "Census of Agriculture, Volume 1, Geographic Area Series" for complete footnotes, explanations, definitions, and methodology.
(D) Cannot be disclosed. (Z) Less than half of the unit shown.

2007 CENSUS *OF* AGRICULTURE

Hardin County – Texas

Farms with Spanish, Hispanic, or Latino Operators Compared with All Farms



Data are not available at this geographic level for farms with Spanish, Hispanic, or Latino operators.



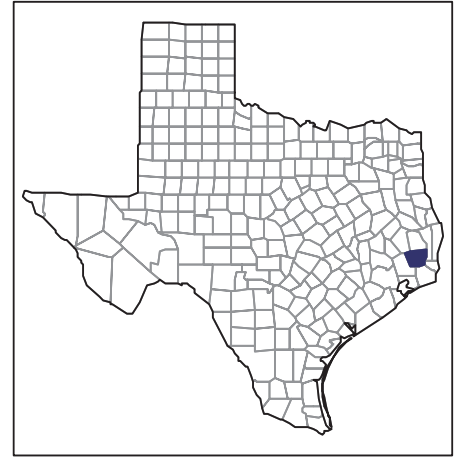
United States Department of Agriculture
National Agricultural Statistics Service

www.agcensus.usda.gov

2007 CENSUS OF AGRICULTURE

Hardin County – Texas

Farms with American Indian or Alaska Native Operators Compared with All Farms



Data are not available at this geographic level for farms with American Indian or Alaska Native operators.



United States Department of Agriculture
National Agricultural Statistics Service

www.agcensus.usda.gov

2007 CENSUS OF AGRICULTURE

Hardin County – Texas

Farms with Asian Operators
Compared with All Farms



Data are not available at this geographic level for farms with Asian operators.



United States Department of Agriculture
National Agricultural Statistics Service

www.agcensus.usda.gov

2007 CENSUS OF AGRICULTURE

Hardin County – Texas

Farms with Black or African American Operators Compared with All Farms



Data are not available at this geographic level for farms with Black or African American operators.



United States Department of Agriculture
National Agricultural Statistics Service

www.agcensus.usda.gov

2007 CENSUS OF AGRICULTURE

Hardin County – Texas

Farms with Native Hawaiian or Other Pacific Islander Operators Compared with All Farms



Data are not available at this geographic level for farms with Native Hawaiian or Other Pacific Islander operators.



United States Department of Agriculture
National Agricultural Statistics Service

www.agcensus.usda.gov

2007 CENSUS OF AGRICULTURE

Hardin County – Texas

Farms with White Operators
Compared with All Farms



Data are not available at this geographic level for farms with White operators.



United States Department of Agriculture
National Agricultural Statistics Service

www.agcensus.usda.gov

