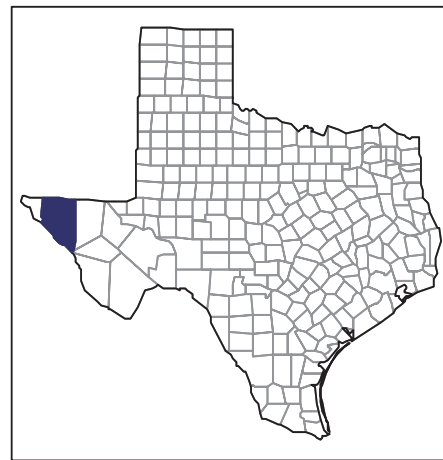


2007 CENSUS OF AGRICULTURE

Hudspeth County – Texas

Farms with Women Principal Operators Compared with All Farms



Data are not available at this geographic level for farms with women principal operators.



United States Department of Agriculture
National Agricultural Statistics Service

www.agcensus.usda.gov

2007 CENSUS OF AGRICULTURE



Hudspeth County – Texas

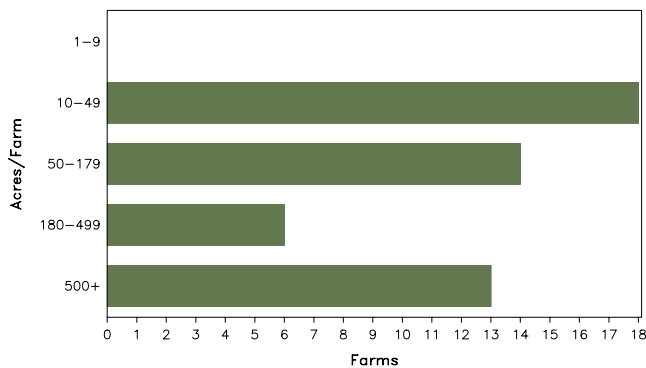
Farms with Spanish, Hispanic, or Latino Operators Compared with All Farms

	Spanish, Hispanic, or Latino Operators	All Farms
Number of Farm Operators ¹	68	286
Number of Farms	51	169
Land in Farms	68,309 acres	2,257,579 acres
Average Size of Farm	1,339 acres	13,358 acres
Market Value of Products Sold	\$5,221,000	\$31,072,000
Crop Sales	(D)	\$20,170,000
Livestock Sales	(D)	\$10,903,000
Average Per Farm	\$102,373	\$183,861
Government Payments	\$138,000	\$766,000
Average Per Farm Receiving Payments	\$9,885	\$18,234

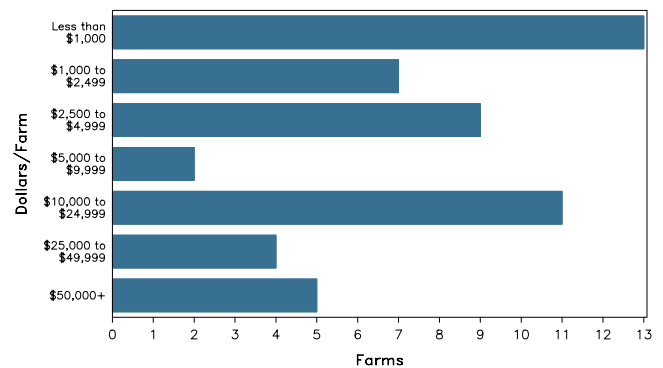
See footnotes on reverse page.

Farms with Spanish, Hispanic, or Latino Operators

Farms by Size



Farms by Economic Size



2007 CENSUS OF AGRICULTURE

Hudspeth County – Texas Farms with Spanish, Hispanic, or Latino Operators

Selected Highlights

Item	Farms	Quantity
MARKET VALUE OF AGRICULTURAL PRODUCTS SOLD (\$1,000)		
Total value of agricultural products sold	51	5,221
Value of crops including nursery and greenhouse	18	(D)
Value of livestock, poultry, and their products	25	(D)
VALUE OF SALES BY COMMODITY GROUP (\$1,000)		
Grains, oilseeds, dry beans, and dry peas	3	(D)
Tobacco	-	-
Cotton and cottonseed	4	(D)
Vegetables, melons, potatoes and sweet potatoes	1	(D)
Fruits, tree nuts, and berries	3	89
Nursery, greenhouse, floriculture, and sod	-	-
Cut Christmas trees and short rotation woody crops	-	-
Other crops and hay	11	(D)
Poultry and eggs	2	(D)
Cattle and calves	17	428
Milk and other dairy products from cows	2	(D)
Hogs and pigs	-	-
Sheep, goats, and their products	11	15
Horses, ponies, mules, burros, and donkeys	5	40
Aquaculture	-	-
Other animals and other animal products	-	-
TOP CROP ITEMS (acres)		
Forage - land used for all hay and haylage, grass silage, and greenchop	19	1,771
Cotton, all	4	(D)
Sorghum for silage or greenchop	5	430
Vegetables harvested for sale	1	(D)
Peppers, other than Bell (including chile)	1	(D)
TOP LIVESTOCK INVENTORY ITEMS (number)		
Cattle and calves	25	2,438
Goats, all	11	610
Layers	2	(D)
Sheep and lambs	2	(D)
Horses and ponies	8	30

Operator Characteristics

Item	Quantity
Primary occupation:	
Farming	34
Other	34
Days worked off farm:	
None	17
Any	51
Years on present farm:	
2 years or less	4
3 to 4 years	6
5 to 9 years	18
10 years or more	40
Age group:	
Under 45 years	14
45 to 64 years	39
65 years and over	15
Average age (years)	53.5

Economic Characteristics

Item	Quantity
Farms by value of sales:	
Less than \$1,000	15
\$1,000 to \$2,499	11
\$2,500 to \$4,999	7
\$5,000 to \$9,999	4
\$10,000 to \$49,999	9
\$50,000 to \$99,999	-
\$100,000 to \$249,999	1
\$250,000 to \$499,999	2
\$500,000 or more	2
Total farm production expenses (\$1,000)	6,641
Average per farm (\$)	130,216
Net cash farm income of operation (\$1,000)	-1,110
Average per farm (\$)	-21,763
Value of agricultural products sold directly to individuals for human consumption (\$1,000)	(D)
Total organic product sales (\$1,000)	(D)
Total income from farm-related sources, gross before taxes and expenses (\$1,000)	172

See "Census of Agriculture, Volume 1, Geographic Area Series" for complete footnotes, explanations, definitions, and methodology.

(D) Cannot be disclosed. (Z) Less than half of the unit shown.

¹ Data were collected for a maximum of three operators per farm.

2007 CENSUS OF AGRICULTURE

Hudspeth County – Texas

Farms with American Indian or Alaska Native Operators Compared with All Farms



Data are not available at this geographic level for farms with American Indian or Alaska Native operators.



United States Department of Agriculture
National Agricultural Statistics Service

www.agcensus.usda.gov

2007 CENSUS *OF* AGRICULTURE

Hudspeth County – Texas

**Farms with Asian Operators
Compared with All Farms**



Data are not available at this geographic level for farms with Asian operators.



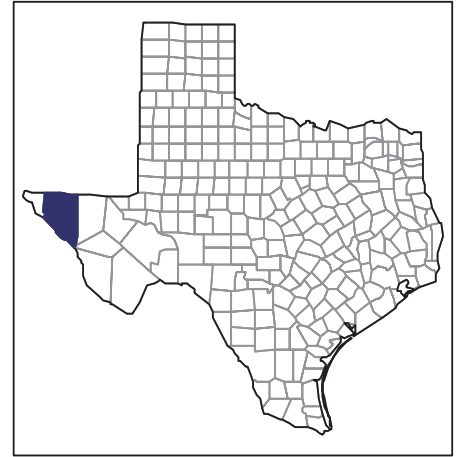
United States Department of Agriculture
National Agricultural Statistics Service

www.agcensus.usda.gov

2007 CENSUS OF AGRICULTURE

Hudspeth County – Texas

Farms with Black or African American Operators Compared with All Farms



Data are not available at this geographic level for farms with Black or African American operators.



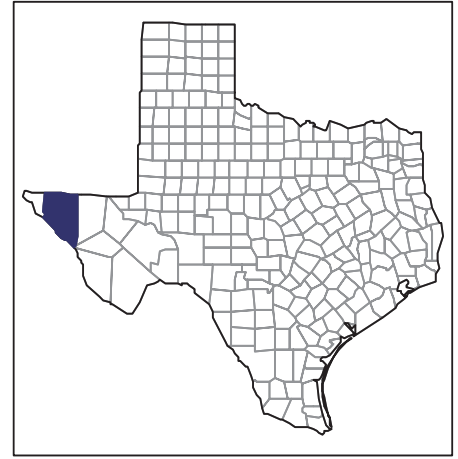
United States Department of Agriculture
National Agricultural Statistics Service

www.agcensus.usda.gov

2007 CENSUS OF AGRICULTURE

Hudspeth County – Texas

Farms with Native Hawaiian or Other Pacific Islander Operators Compared with All Farms



Data are not available at this geographic level for farms with Native Hawaiian or Other Pacific Islander operators.



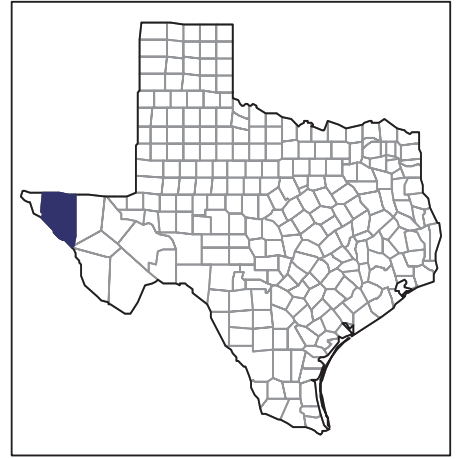
United States Department of Agriculture
National Agricultural Statistics Service

www.agcensus.usda.gov

2007 CENSUS *OF* AGRICULTURE

Hudspeth County – Texas

**Farms with White Operators
Compared with All Farms**



Data are not available at this geographic level for farms with White operators.



United States Department of Agriculture
National Agricultural Statistics Service

www.agcensus.usda.gov

