

# 2007 CENSUS OF AGRICULTURE



## Jackson County – Texas

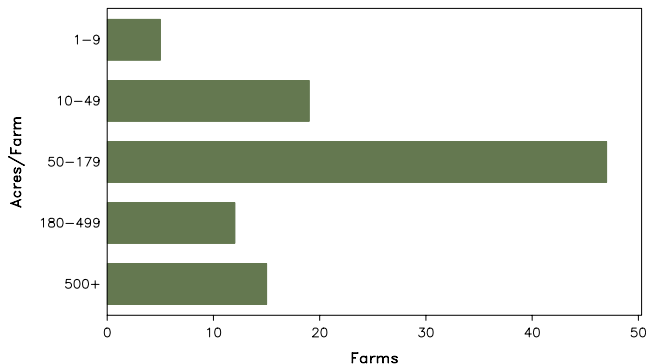
### Farms with Women Principal Operators Compared with All Farms

	Women Principal Operators	All Farms
<b>Number of Farms</b>	98	847
<b>Land in Farms</b>	29,266 acres	492,580 acres
<b>Average Size of Farm</b>	299 acres	582 acres
<b>Market Value of Products Sold</b>	\$1,650,000	\$64,621,000
Crop Sales	\$638,000	\$47,060,000
Livestock Sales	\$1,012,000	\$17,561,000
Average Per Farm	\$16,834	\$76,294
<b>Government Payments</b>	\$378,000	\$6,455,000
Average Per Farm Receiving Payments	\$14,542	\$24,731

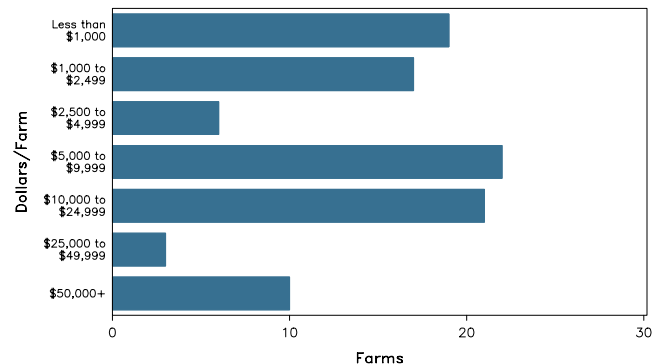
See footnotes on reverse page.

### Farms with Women Principal Operators

Farms by Size



Farms by Economic Size



# 2007 CENSUS OF AGRICULTURE

## Jackson County – Texas Farms with Women Principal Operators

### Selected Highlights

Item	Farms	Quantity
<b>MARKET VALUE OF AGRICULTURAL PRODUCTS SOLD (\$1,000)</b>		
Total value of agricultural products sold	98	1,650
Value of crops including nursery and greenhouse	25	638
Value of livestock, poultry, and their products	60	1,012
<b>VALUE OF SALES BY COMMODITY GROUP (\$1,000)</b>		
Grains, oilseeds, dry beans, and dry peas	8	473
Tobacco	-	-
Cotton and cottonseed	1	(D)
Vegetables, melons, potatoes and sweet potatoes	1	(D)
Fruits, tree nuts, and berries	4	(D)
Nursery, greenhouse, floriculture, and sod	-	-
Cut Christmas trees and short rotation woody crops	-	-
Other crops and hay	14	(D)
Poultry and eggs	-	-
Cattle and calves	57	980
Milk and other dairy products from cows	-	-
Hogs and pigs	-	-
Sheep, goats, and their products	2	(D)
Horses, ponies, mules, burros, and donkeys	1	(D)
Aquaculture	-	-
Other animals and other animal products	2	(D)
<b>TOP CROP ITEMS (acres)</b>		
Corn for grain	8	3,760
Forage - land used for all hay and haylage, grass silage, and greenchop	40	1,345
Cotton, all	1	(D)
Pecans, all	4	49
Vegetables harvested for sale	1	(D)
<b>TOP LIVESTOCK INVENTORY ITEMS (number)</b>		
Cattle and calves	76	5,446
Goats, all	4	110
Horses and ponies	22	82
Layers	2	(D)
Broilers and other meat-type chickens	2	(D)

### Operator Characteristics

Item	Quantity
Primary occupation:	
Farming	37
Other	61
Days worked off farm:	
None	42
Any	56
Years on present farm:	
2 years or less	15
3 to 4 years	3
5 to 9 years	25
10 years or more	55
Age group:	
Under 45 years	5
45 to 64 years	53
65 years and over	40
Average age of principal operator (years)	62.3

### Economic Characteristics

Item	Quantity
Farms by value of sales:	
Less than \$1,000	22
\$1,000 to \$2,499	17
\$2,500 to \$4,999	9
\$5,000 to \$9,999	22
\$10,000 to \$49,999	18
\$50,000 to \$99,999	6
\$100,000 to \$249,999	3
\$250,000 to \$499,999	1
\$500,000 or more	-
Total farm production expenses (\$1,000)	3,038
Average per farm (\$)	30,999
Net cash farm income of operation (\$1,000)	-865
Average per farm (\$)	-8,826
Value of agricultural products sold directly to individuals for human consumption (\$1,000)	10
Total organic product sales (\$1,000)	(D)
Total income from farm-related sources, gross before taxes and expenses (\$1,000)	145

See "Census of Agriculture, Volume 1, Geographic Area Series" for complete footnotes, explanations, definitions, and methodology.  
(D) Cannot be disclosed. (Z) Less than half of the unit shown.

# 2007 CENSUS OF AGRICULTURE



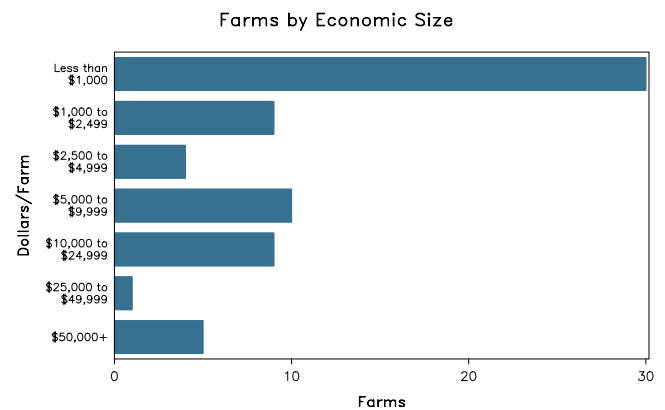
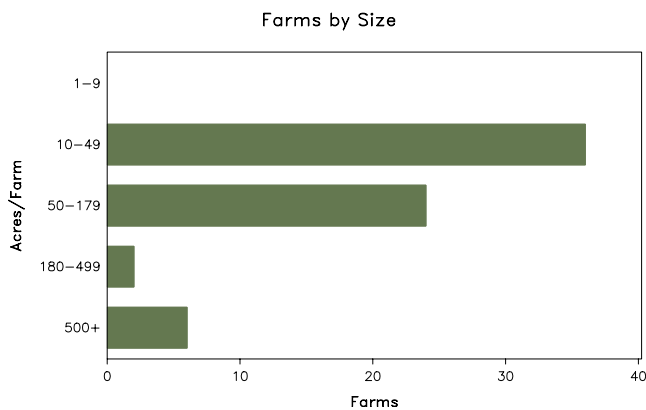
## Jackson County – Texas

### Farms with Spanish, Hispanic, or Latino Operators Compared with All Farms

	Spanish, Hispanic, or Latino Operators	All Farms
<b>Number of Farm Operators</b> <sup>1</sup>	89	1,293
<b>Number of Farms</b>	68	847
<b>Land in Farms</b>	15,887 acres	492,580 acres
<b>Average Size of Farm</b>	234 acres	582 acres
<b>Market Value of Products Sold</b>	\$2,080,000	\$64,621,000
Crop Sales	\$1,423,000	\$47,060,000
Livestock Sales	\$657,000	\$17,561,000
Average Per Farm	\$30,589	\$76,294
<b>Government Payments</b>	\$187,000	\$6,455,000
Average Per Farm Receiving Payments	\$17,022	\$24,731

See footnotes on reverse page.

### Farms with Spanish, Hispanic, or Latino Operators



# 2007 CENSUS OF AGRICULTURE

## Jackson County – Texas Farms with Spanish, Hispanic, or Latino Operators

### Selected Highlights

Item	Farms	Quantity
<b>MARKET VALUE OF AGRICULTURAL PRODUCTS SOLD (\$1,000)</b>		
Total value of agricultural products sold	68	2,080
Value of crops including nursery and greenhouse	13	1,423
Value of livestock, poultry, and their products	47	657
<b>VALUE OF SALES BY COMMODITY GROUP (\$1,000)</b>		
Grains, oilseeds, dry beans, and dry peas	5	1,358
Tobacco	-	-
Cotton and cottonseed	-	-
Vegetables, melons, potatoes and sweet potatoes	-	-
Fruits, tree nuts, and berries	2	(D)
Nursery, greenhouse, floriculture, and sod	-	-
Cut Christmas trees and short rotation woody crops	-	-
Other crops and hay	6	(D)
Poultry and eggs	4	(D)
Cattle and calves	43	652
Milk and other dairy products from cows	-	-
Hogs and pigs	1	(D)
Sheep, goats, and their products	4	2
Horses, ponies, mules, burros, and donkeys	-	-
Aquaculture	-	-
Other animals and other animal products	-	-
<b>TOP CROP ITEMS (acres)</b>		
Corn for grain	3	5,400
Forage - land used for all hay and haylage, grass silage, and greenchop	11	568
Pecans, all	2	(D)
Wheat for grain, all	2	(D)
<b>TOP LIVESTOCK INVENTORY ITEMS (number)</b>		
Cattle and calves	61	2,078
Layers	8	92
Broilers and other meat-type chickens	8	48
Horses and ponies	8	30
Sheep and lambs	4	24

### Operator Characteristics

Item	Quantity
Primary occupation:	
Farming	28
Other	61
Days worked off farm:	
None	22
Any	67
Years on present farm:	
2 years or less	10
3 to 4 years	12
5 to 9 years	30
10 years or more	37
Age group:	
Under 45 years	29
45 to 64 years	52
65 years and over	8
Average age (years)	51.0

### Economic Characteristics

Item	Quantity
Farms by value of sales:	
Less than \$1,000	30
\$1,000 to \$2,499	9
\$2,500 to \$4,999	4
\$5,000 to \$9,999	12
\$10,000 to \$49,999	8
\$50,000 to \$99,999	-
\$100,000 to \$249,999	2
\$250,000 to \$499,999	3
\$500,000 or more	-
Total farm production expenses (\$1,000)	1,837
Average per farm (\$)	27,020
Net cash farm income of operation (\$1,000)	445
Average per farm (\$)	6,547
Value of agricultural products sold directly to individuals for human consumption (\$1,000)	(D)
Total organic product sales (\$1,000)	-
Total income from farm-related sources, gross before taxes and expenses (\$1,000)	15

See "Census of Agriculture, Volume 1, Geographic Area Series" for complete footnotes, explanations, definitions, and methodology.

(D) Cannot be disclosed. (Z) Less than half of the unit shown.

<sup>1</sup> Data were collected for a maximum of three operators per farm.

# 2007 CENSUS OF AGRICULTURE

## Jackson County – Texas

### Farms with American Indian or Alaska Native Operators Compared with All Farms



Data are not available at this geographic level for farms with American Indian or Alaska Native operators.



United States Department of Agriculture  
National Agricultural Statistics Service

[www.agcensus.usda.gov](http://www.agcensus.usda.gov)



# 2007 CENSUS *OF* AGRICULTURE

**Jackson County – Texas**

**Farms with Asian Operators  
Compared with All Farms**



**Data are not available at this geographic level for farms with Asian operators.**



United States Department of Agriculture  
National Agricultural Statistics Service

[www.agcensus.usda.gov](http://www.agcensus.usda.gov)





# 2007 CENSUS OF AGRICULTURE

## Jackson County – Texas

### Farms with Black or African American Operators Compared with All Farms



Data are not available at this geographic level for farms with Black or African American operators.



United States Department of Agriculture  
National Agricultural Statistics Service

[www.agcensus.usda.gov](http://www.agcensus.usda.gov)



# 2007 CENSUS OF AGRICULTURE

## Jackson County – Texas

### Farms with Native Hawaiian or Other Pacific Islander Operators Compared with All Farms



Data are not available at this geographic level for farms with Native Hawaiian or Other Pacific Islander operators.



United States Department of Agriculture  
National Agricultural Statistics Service

[www.agcensus.usda.gov](http://www.agcensus.usda.gov)



# 2007 CENSUS *OF* AGRICULTURE

**Jackson County – Texas**

**Farms with White Operators  
Compared with All Farms**



**Data are not available at this geographic level for farms with White operators.**



United States Department of Agriculture  
National Agricultural Statistics Service

[www.agcensus.usda.gov](http://www.agcensus.usda.gov)

