

2007 CENSUS OF AGRICULTURE

Kleberg County – Texas

Farms with Women Principal Operators Compared with All Farms



Data are not available at this geographic level for farms with women principal operators.



United States Department of Agriculture
National Agricultural Statistics Service

www.agcensus.usda.gov

2007 CENSUS OF AGRICULTURE



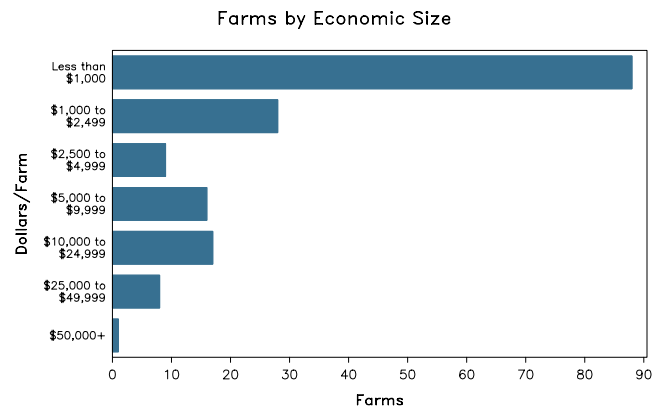
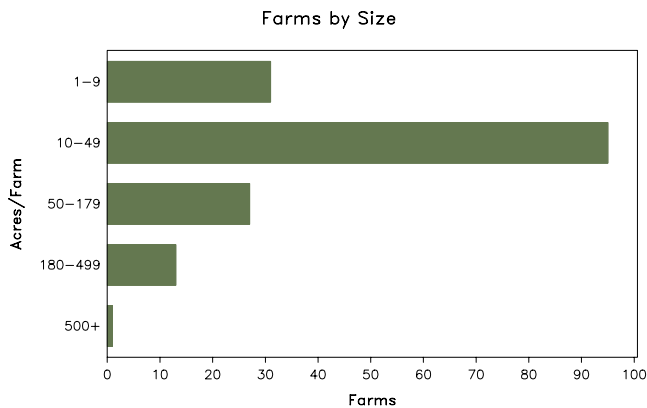
Kleberg County – Texas

Farms with Spanish, Hispanic, or Latino Operators Compared with All Farms

	Spanish, Hispanic, or Latino Operators	All Farms
Number of Farm Operators ¹	234	504
Number of Farms	167	349
Land in Farms	10,509 acres	498,417 acres
Average Size of Farm	63 acres	1,428 acres
Market Value of Products Sold	\$719,000	\$64,991,000
Crop Sales	\$234,000	\$25,073,000
Livestock Sales	\$485,000	\$39,919,000
Average Per Farm	\$4,307	\$186,222
Government Payments	\$111,000	\$1,755,000
Average Per Farm Receiving Payments	\$5,298	\$18,277

See footnotes on reverse page.

Farms with Spanish, Hispanic, or Latino Operators



2007 CENSUS OF AGRICULTURE

Kleberg County – Texas Farms with Spanish, Hispanic, or Latino Operators

Selected Highlights

Item	Farms	Quantity
MARKET VALUE OF AGRICULTURAL PRODUCTS SOLD (\$1,000)		
Total value of agricultural products sold	167	719
Value of crops including nursery and greenhouse	29	234
Value of livestock, poultry, and their products	86	485
VALUE OF SALES BY COMMODITY GROUP (\$1,000)		
Grains, oilseeds, dry beans, and dry peas	3	(D)
Tobacco	-	-
Cotton and cottonseed	1	(D)
Vegetables, melons, potatoes and sweet potatoes	2	(D)
Fruits, tree nuts, and berries	2	(D)
Nursery, greenhouse, floriculture, and sod	2	(D)
Cut Christmas trees and short rotation woody crops	-	-
Other crops and hay	22	161
Poultry and eggs	5	(D)
Cattle and calves	78	429
Milk and other dairy products from cows	-	-
Hogs and pigs	1	(D)
Sheep, goats, and their products	9	10
Horses, ponies, mules, burros, and donkeys	6	43
Aquaculture	-	-
Other animals and other animal products	-	-
TOP CROP ITEMS (acres)		
Forage - land used for all hay and haylage, grass silage, and greenchop	39	1,725
Sorghum for grain	3	106
Vegetables harvested for sale	2	(D)
Sweet corn	2	(D)
Cotton, all	1	(D)
TOP LIVESTOCK INVENTORY ITEMS (number)		
Cattle and calves	139	2,274
Goats, all	16	208
Horses and ponies	49	173
Layers	6	123
Mules, burros, and donkeys	8	10

Operator Characteristics

Item	Quantity
Primary occupation:	
Farming	97
Other	137
Days worked off farm:	
None	44
Any	190
Years on present farm:	
2 years or less	17
3 to 4 years	33
5 to 9 years	66
10 years or more	118
Age group:	
Under 45 years	54
45 to 64 years	140
65 years and over	40
Average age (years)	53.3

Economic Characteristics

Item	Quantity
Farms by value of sales:	
Less than \$1,000	91
\$1,000 to \$2,499	28
\$2,500 to \$4,999	15
\$5,000 to \$9,999	12
\$10,000 to \$49,999	20
\$50,000 to \$99,999	-
\$100,000 to \$249,999	1
\$250,000 to \$499,999	-
\$500,000 or more	-
Total farm production expenses (\$1,000)	1,345
Average per farm (\$)	8,057
Net cash farm income of operation (\$1,000)	-369
Average per farm (\$)	-2,210
Value of agricultural products sold directly to individuals for human consumption (\$1,000)	6
Total organic product sales (\$1,000)	-
Total income from farm-related sources, gross before taxes and expenses (\$1,000)	146

See "Census of Agriculture, Volume 1, Geographic Area Series" for complete footnotes, explanations, definitions, and methodology.

(D) Cannot be disclosed. (Z) Less than half of the unit shown.

¹ Data were collected for a maximum of three operators per farm.

2007 CENSUS OF AGRICULTURE

Kleberg County – Texas

Farms with American Indian or Alaska Native Operators Compared with All Farms



Data are not available at this geographic level for farms with American Indian or Alaska Native operators.



United States Department of Agriculture
National Agricultural Statistics Service

www.agcensus.usda.gov

2007 CENSUS *OF* AGRICULTURE

Kleberg County – Texas

**Farms with Asian Operators
Compared with All Farms**



Data are not available at this geographic level for farms with Asian operators.



United States Department of Agriculture
National Agricultural Statistics Service

www.agcensus.usda.gov

2007 CENSUS OF AGRICULTURE

Kleberg County – Texas

Farms with Black or African American Operators Compared with All Farms



Data are not available at this geographic level for farms with Black or African American operators.



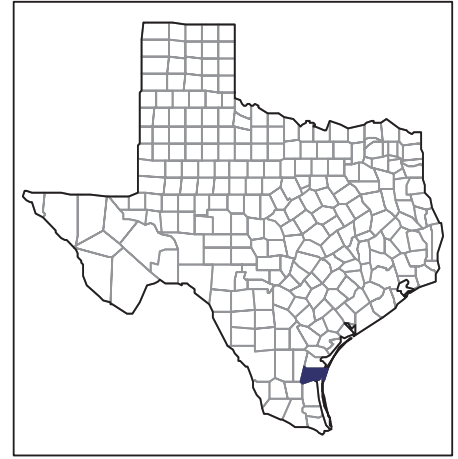
United States Department of Agriculture
National Agricultural Statistics Service

www.agcensus.usda.gov

2007 CENSUS OF AGRICULTURE

Kleberg County – Texas

Farms with Native Hawaiian or Other Pacific Islander Operators Compared with All Farms



Data are not available at this geographic level for farms with Native Hawaiian or Other Pacific Islander operators.



United States Department of Agriculture
National Agricultural Statistics Service

www.agcensus.usda.gov

2007 CENSUS OF AGRICULTURE

Kleberg County – Texas

**Farms with White Operators
Compared with All Farms**



Data are not available at this geographic level for farms with White operators.



United States Department of Agriculture
National Agricultural Statistics Service

www.agcensus.usda.gov

