

2007 CENSUS OF AGRICULTURE



Lynn County – Texas

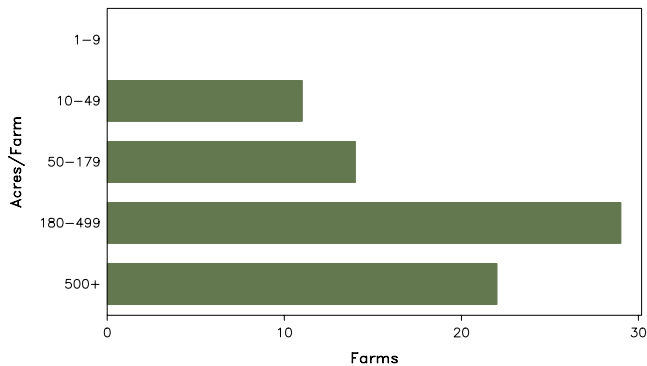
Farms with Women Principal Operators Compared with All Farms

	Women Principal Operators	All Farms
Number of Farms	76	506
Land in Farms	33,569 acres	493,691 acres
Average Size of Farm	442 acres	976 acres
Market Value of Products Sold	\$923,000	\$98,866,000
Crop Sales	\$902,000	\$96,788,000
Livestock Sales	\$21,000	\$2,078,000
Average Per Farm	\$12,142	\$195,388
Government Payments	\$1,002,000	\$17,028,000
Average Per Farm Receiving Payments	\$15,186	\$39,145

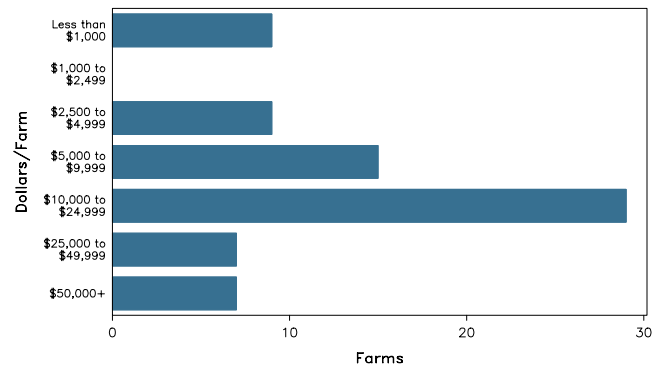
See footnotes on reverse page.

Farms with Women Principal Operators

Farms by Size



Farms by Economic Size



2007 CENSUS OF AGRICULTURE

Lynn County – Texas Farms with Women Principal Operators

Selected Highlights

Item	Farms	Quantity
MARKET VALUE OF AGRICULTURAL PRODUCTS SOLD (\$1,000)		
Total value of agricultural products sold	76	923
Value of crops including nursery and greenhouse	9	902
Value of livestock, poultry, and their products	7	21
VALUE OF SALES BY COMMODITY GROUP (\$1,000)		
Grains, oilseeds, dry beans, and dry peas	1	(D)
Tobacco	-	-
Cotton and cottonseed	8	(D)
Vegetables, melons, potatoes and sweet potatoes	-	-
Fruits, tree nuts, and berries	-	-
Nursery, greenhouse, floriculture, and sod	-	-
Cut Christmas trees and short rotation woody crops	-	-
Other crops and hay	1	(D)
Poultry and eggs	-	-
Cattle and calves	5	(D)
Milk and other dairy products from cows	-	-
Hogs and pigs	-	-
Sheep, goats, and their products	2	(D)
Horses, ponies, mules, burros, and donkeys	-	-
Aquaculture	-	-
Other animals and other animal products	-	-
TOP CROP ITEMS (acres)		
Cotton, all	8	3,400
Forage - land used for all hay and haylage, grass silage, and greenchop	1	(D)
Wheat for grain, all	1	(D)
TOP LIVESTOCK INVENTORY ITEMS (number)		
Cattle and calves	10	138
Goats, all	2	(D)
Horses and ponies	4	18
Mules, burros, and donkeys	4	12

Operator Characteristics

Item	Quantity
Primary occupation:	
Farming	17
Other	59
Days worked off farm:	
None	30
Any	46
Years on present farm:	
2 years or less	5
3 to 4 years	4
5 to 9 years	14
10 years or more	53
Age group:	
Under 45 years	10
45 to 64 years	25
65 years and over	41
Average age of principal operator (years)	62.8

Economic Characteristics

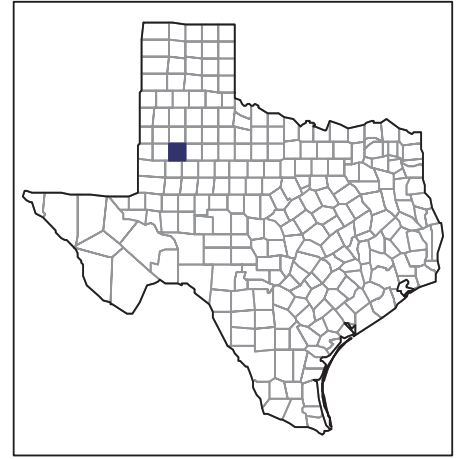
Item	Quantity
Farms by value of sales:	
Less than \$1,000	65
\$1,000 to \$2,499	4
\$2,500 to \$4,999	-
\$5,000 to \$9,999	-
\$10,000 to \$49,999	-
\$50,000 to \$99,999	4
\$100,000 to \$249,999	2
\$250,000 to \$499,999	1
\$500,000 or more	-
Total farm production expenses (\$1,000)	1,829
Average per farm (\$)	24,063
Net cash farm income of operation (\$1,000)	379
Average per farm (\$)	4,993
Value of agricultural products sold directly to individuals for human consumption (\$1,000)	-
Total organic product sales (\$1,000)	-
Total income from farm-related sources, gross before taxes and expenses (\$1,000)	283

See "Census of Agriculture, Volume 1, Geographic Area Series" for complete footnotes, explanations, definitions, and methodology.
(D) Cannot be disclosed. (Z) Less than half of the unit shown.

2007 CENSUS OF AGRICULTURE

Lynn County – Texas

Farms with Spanish, Hispanic, or Latino Operators Compared with All Farms



Data are not available at this geographic level for farms with Spanish, Hispanic, or Latino operators.



United States Department of Agriculture
National Agricultural Statistics Service

www.agcensus.usda.gov

2007 CENSUS OF AGRICULTURE

Lynn County – Texas

Farms with American Indian or Alaska Native Operators Compared with All Farms



Data are not available at this geographic level for farms with American Indian or Alaska Native operators.



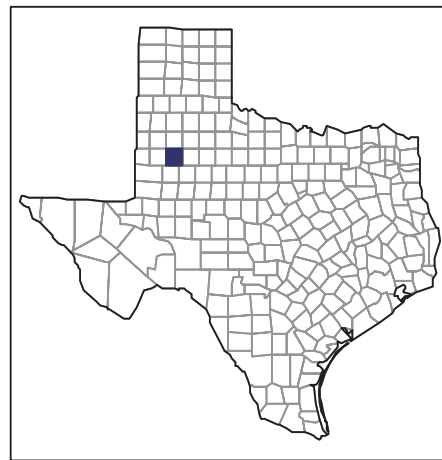
United States Department of Agriculture
National Agricultural Statistics Service

www.agcensus.usda.gov

2007 CENSUS OF AGRICULTURE

Lynn County – Texas

Farms with Asian Operators
Compared with All Farms



Data are not available at this geographic level for farms with Asian operators.



United States Department of Agriculture
National Agricultural Statistics Service

www.agcensus.usda.gov

2007 CENSUS OF AGRICULTURE

Lynn County – Texas

Farms with Black or African American Operators Compared with All Farms



Data are not available at this geographic level for farms with Black or African American operators.



United States Department of Agriculture
National Agricultural Statistics Service

www.agcensus.usda.gov

2007 CENSUS *OF* AGRICULTURE

Lynn County – Texas

Farms with Native Hawaiian or Other Pacific Islander Operators Compared with All Farms



Data are not available at this geographic level for farms with Native Hawaiian or Other Pacific Islander operators.



United States Department of Agriculture
National Agricultural Statistics Service

www.agcensus.usda.gov

2007 CENSUS *OF* AGRICULTURE

Lynn County – Texas

Farms with White Operators
Compared with All Farms



Data are not available at this geographic level for farms with White operators.



United States Department of Agriculture
National Agricultural Statistics Service

www.agcensus.usda.gov

