

# 2007 CENSUS OF AGRICULTURE



## McCulloch County – Texas

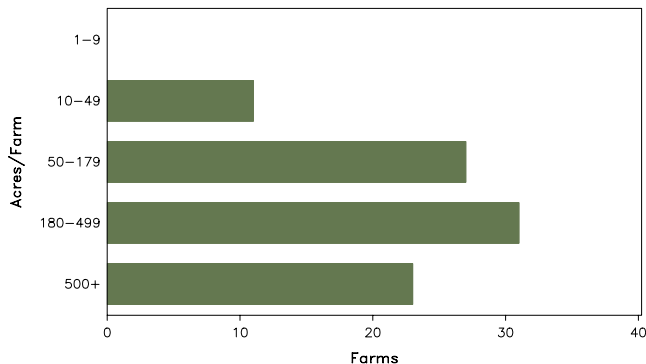
### Farms with Women Principal Operators Compared with All Farms

	Women Principal Operators	All Farms
<b>Number of Farms</b>	92	694
<b>Land in Farms</b>	50,924 acres	612,627 acres
<b>Average Size of Farm</b>	554 acres	883 acres
<b>Market Value of Products Sold</b>	\$1,332,000	\$18,100,000
Crop Sales	\$504,000	\$5,541,000
Livestock Sales	\$828,000	\$12,559,000
Average Per Farm	\$14,474	\$26,081
<b>Government Payments</b>	\$161,000	\$1,629,000
Average Per Farm Receiving Payments	\$5,047	\$6,219

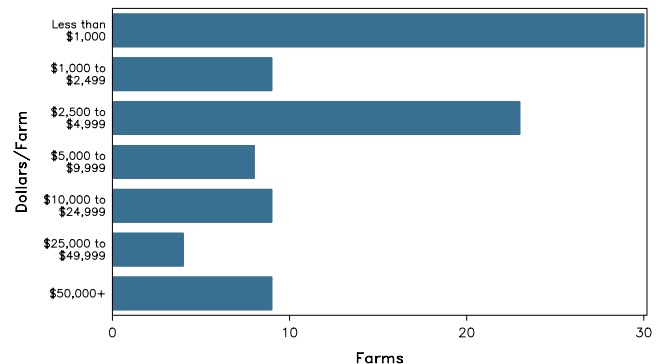
See footnotes on reverse page.

### Farms with Women Principal Operators

Farms by Size



Farms by Economic Size



# 2007 CENSUS OF AGRICULTURE

## McCulloch County – Texas Farms with Women Principal Operators

### Selected Highlights

Item	Farms	Quantity
<b>MARKET VALUE OF AGRICULTURAL PRODUCTS SOLD (\$1,000)</b>		
Total value of agricultural products sold	92	1,332
Value of crops including nursery and greenhouse	16	504
Value of livestock, poultry, and their products	56	828
<b>VALUE OF SALES BY COMMODITY GROUP (\$1,000)</b>		
Grains, oilseeds, dry beans, and dry peas	3	(D)
Tobacco	-	-
Cotton and cottonseed	1	(D)
Vegetables, melons, potatoes and sweet potatoes	-	-
Fruits, tree nuts, and berries	-	-
Nursery, greenhouse, floriculture, and sod	-	-
Cut Christmas trees and short rotation woody crops	-	-
Other crops and hay	14	(D)
Poultry and eggs	6	2
Cattle and calves	33	781
Milk and other dairy products from cows	-	-
Hogs and pigs	-	-
Sheep, goats, and their products	22	43
Horses, ponies, mules, burros, and donkeys	2	(D)
Aquaculture	-	-
Other animals and other animal products	1	(D)
<b>TOP CROP ITEMS (acres)</b>		
Forage - land used for all hay and haylage, grass silage, and greenchop	26	1,673
Wheat for grain, all	2	(D)
Cotton, all	1	(D)
Corn for grain	1	(D)
Oats for grain	2	(D)
<b>TOP LIVESTOCK INVENTORY ITEMS (number)</b>		
Cattle and calves	45	2,782
Goats, all	34	1,618
Sheep and lambs	7	205
Deer	2	(D)
Layers	6	136

### Operator Characteristics

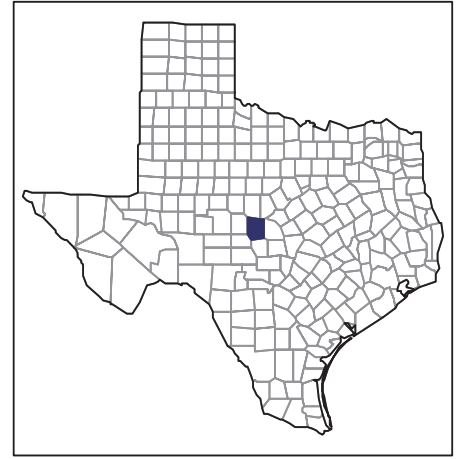
Item	Quantity
Primary occupation:	
Farming	35
Other	57
Days worked off farm:	
None	28
Any	64
Years on present farm:	
2 years or less	2
3 to 4 years	8
5 to 9 years	34
10 years or more	48
Age group:	
Under 45 years	12
45 to 64 years	38
65 years and over	42
Average age of principal operator (years)	62.1

### Economic Characteristics

Item	Quantity
Farms by value of sales:	
Less than \$1,000	39
\$1,000 to \$2,499	4
\$2,500 to \$4,999	22
\$5,000 to \$9,999	6
\$10,000 to \$49,999	12
\$50,000 to \$99,999	8
\$100,000 to \$249,999	-
\$250,000 to \$499,999	1
\$500,000 or more	-
Total farm production expenses (\$1,000)	2,651
Average per farm (\$)	28,814
Net cash farm income of operation (\$1,000)	-804
Average per farm (\$)	-8,740
Value of agricultural products sold directly to individuals for human consumption (\$1,000)	-
Total organic product sales (\$1,000)	-
Total income from farm-related sources, gross before taxes and expenses (\$1,000)	354

See "Census of Agriculture, Volume 1, Geographic Area Series" for complete footnotes, explanations, definitions, and methodology.  
(D) Cannot be disclosed. (Z) Less than half of the unit shown.

# 2007 CENSUS OF AGRICULTURE



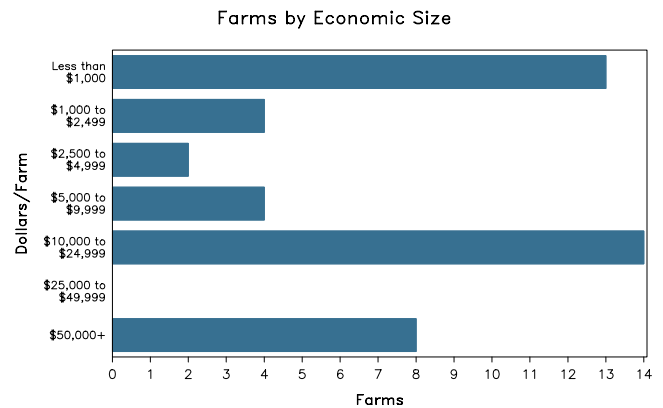
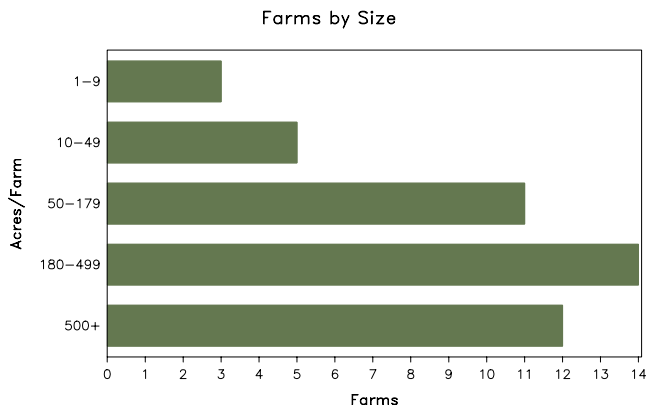
## McCulloch County – Texas

### Farms with Spanish, Hispanic, or Latino Operators Compared with All Farms

	Spanish, Hispanic, or Latino Operators	All Farms
<b>Number of Farm Operators</b> <sup>1</sup>	58	1,053
<b>Number of Farms</b>	45	694
<b>Land in Farms</b>	22,095 acres	612,627 acres
<b>Average Size of Farm</b>	491 acres	883 acres
<b>Market Value of Products Sold</b>	\$1,270,000	\$18,100,000
Crop Sales	\$515,000	\$5,541,000
Livestock Sales	\$755,000	\$12,559,000
Average Per Farm	\$28,213	\$26,081
<b>Government Payments</b>	\$157,000	\$1,629,000
Average Per Farm Receiving Payments	\$8,259	\$6,219

See footnotes on reverse page.

### Farms with Spanish, Hispanic, or Latino Operators



# 2007 CENSUS OF AGRICULTURE

## McCulloch County – Texas Farms with Spanish, Hispanic, or Latino Operators

### Selected Highlights

Item	Farms	Quantity
<b>MARKET VALUE OF AGRICULTURAL PRODUCTS SOLD (\$1,000)</b>		
Total value of agricultural products sold	45	1,270
Value of crops including nursery and greenhouse	11	515
Value of livestock, poultry, and their products	26	755
<b>VALUE OF SALES BY COMMODITY GROUP (\$1,000)</b>		
Grains, oilseeds, dry beans, and dry peas	5	397
Tobacco	-	-
Cotton and cottonseed	-	-
Vegetables, melons, potatoes and sweet potatoes	-	-
Fruits, tree nuts, and berries	1	(D)
Nursery, greenhouse, floriculture, and sod	-	-
Cut Christmas trees and short rotation woody crops	-	-
Other crops and hay	7	(D)
Poultry and eggs	3	(D)
Cattle and calves	14	(D)
Milk and other dairy products from cows	-	-
Hogs and pigs	2	(D)
Sheep, goats, and their products	13	191
Horses, ponies, mules, burros, and donkeys	-	-
Aquaculture	-	-
Other animals and other animal products	-	-
<b>TOP CROP ITEMS (acres)</b>		
Forage - land used for all hay and haylage, grass silage, and greenchop	11	1,407
Wheat for grain, all	5	1,042
Field and grass seed crops, all	1	(D)
Sorghum for grain	3	249
Oats for grain	1	(D)
<b>TOP LIVESTOCK INVENTORY ITEMS (number)</b>		
Sheep and lambs	7	(D)
Goats, all	25	2,411
Cattle and calves	20	1,390
Layers	3	60
Horses and ponies	18	47

### Operator Characteristics

Item	Quantity
Primary occupation:	
Farming	33
Other	25
Days worked off farm:	
None	21
Any	37
Years on present farm:	
2 years or less	2
3 to 4 years	2
5 to 9 years	10
10 years or more	44
Age group:	
Under 45 years	7
45 to 64 years	38
65 years and over	13
Average age (years)	57.3

### Economic Characteristics

Item	Quantity
Farms by value of sales:	
Less than \$1,000	18
\$1,000 to \$2,499	3
\$2,500 to \$4,999	3
\$5,000 to \$9,999	1
\$10,000 to \$49,999	12
\$50,000 to \$99,999	3
\$100,000 to \$249,999	4
\$250,000 to \$499,999	1
\$500,000 or more	-
Total farm production expenses (\$1,000)	1,765
Average per farm (\$)	39,215
Net cash farm income of operation (\$1,000)	-180
Average per farm (\$)	-4,006
Value of agricultural products sold directly to individuals for human consumption (\$1,000)	(D)
Total organic product sales (\$1,000)	-
Total income from farm-related sources, gross before taxes and expenses (\$1,000)	158

See "Census of Agriculture, Volume 1, Geographic Area Series" for complete footnotes, explanations, definitions, and methodology.

(D) Cannot be disclosed. (Z) Less than half of the unit shown.

<sup>1</sup> Data were collected for a maximum of three operators per farm.

# 2007 CENSUS OF AGRICULTURE

## McCulloch County – Texas

### Farms with American Indian or Alaska Native Operators Compared with All Farms



Data are not available at this geographic level for farms with American Indian or Alaska Native operators.



United States Department of Agriculture  
National Agricultural Statistics Service

[www.agcensus.usda.gov](http://www.agcensus.usda.gov)



# 2007 CENSUS OF AGRICULTURE

**McCulloch County – Texas**

**Farms with Asian Operators  
Compared with All Farms**



**Data are not available at this geographic level for farms with Asian operators.**



United States Department of Agriculture  
National Agricultural Statistics Service

[www.agcensus.usda.gov](http://www.agcensus.usda.gov)





# 2007 CENSUS OF AGRICULTURE

## McCulloch County – Texas

### Farms with Black or African American Operators Compared with All Farms



Data are not available at this geographic level for farms with Black or African American operators.



United States Department of Agriculture  
National Agricultural Statistics Service

[www.agcensus.usda.gov](http://www.agcensus.usda.gov)



# 2007 CENSUS OF AGRICULTURE

## McCulloch County – Texas

### Farms with Native Hawaiian or Other Pacific Islander Operators Compared with All Farms



Data are not available at this geographic level for farms with Native Hawaiian or Other Pacific Islander operators.



United States Department of Agriculture  
National Agricultural Statistics Service

[www.agcensus.usda.gov](http://www.agcensus.usda.gov)



# 2007 CENSUS *OF* AGRICULTURE

**McCulloch County – Texas**

**Farms with White Operators  
Compared with All Farms**



**Data are not available at this geographic level for farms with White operators.**



United States Department of Agriculture  
National Agricultural Statistics Service

[www.agcensus.usda.gov](http://www.agcensus.usda.gov)

