

2007 CENSUS OF AGRICULTURE



Nacogdoches County – Texas

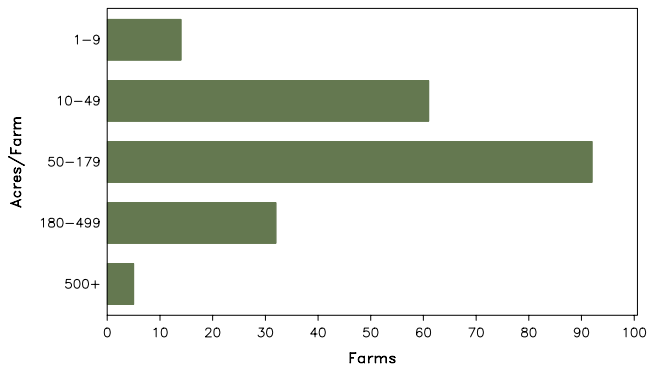
Farms with Women Principal Operators Compared with All Farms

	Women Principal Operators	All Farms
Number of Farms	204	1,277
Land in Farms	36,378 acres	265,131 acres
Average Size of Farm	178 acres	208 acres
Market Value of Products Sold	\$23,263,000	\$317,287,000
Crop Sales	\$730,000	\$5,349,000
Livestock Sales	\$22,533,000	\$311,938,000
Average Per Farm	\$114,035	\$248,463
Government Payments	\$7,000	\$135,000
Average Per Farm Receiving Payments	\$1,434	\$3,961

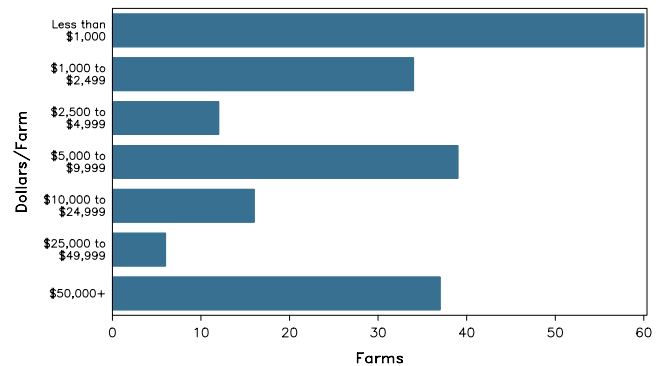
See footnotes on reverse page.

Farms with Women Principal Operators

Farms by Size



Farms by Economic Size



2007 CENSUS OF AGRICULTURE

Nacogdoches County – Texas Farms with Women Principal Operators

Selected Highlights

Item	Farms	Quantity
MARKET VALUE OF AGRICULTURAL PRODUCTS SOLD (\$1,000)		
Total value of agricultural products sold	204	23,263
Value of crops including nursery and greenhouse	47	730
Value of livestock, poultry, and their products	127	22,533
VALUE OF SALES BY COMMODITY GROUP (\$1,000)		
Grains, oilseeds, dry beans, and dry peas	-	-
Tobacco	-	-
Cotton and cottonseed	-	-
Vegetables, melons, potatoes and sweet potatoes	-	-
Fruits, tree nuts, and berries	1	(D)
Nursery, greenhouse, floriculture, and sod	7	484
Cut Christmas trees and short rotation woody crops	-	-
Other crops and hay	39	(D)
Poultry and eggs	38	21,198
Cattle and calves	82	(D)
Milk and other dairy products from cows	-	-
Hogs and pigs	8	(D)
Sheep, goats, and their products	8	16
Horses, ponies, mules, burros, and donkeys	23	71
Aquaculture	-	-
Other animals and other animal products	1	(D)
TOP CROP ITEMS (acres)		
Forage - land used for all hay and haylage, grass silage, and greenchop	78	2,756
Floriculture crops, total	4	(D)
Nursery stock	3	4
Peaches, all	1	(D)
Pears, all	1	(D)
TOP LIVESTOCK INVENTORY ITEMS (number)		
Broilers and other meat-type chickens	14	1,451,283
Pullets for laying flock replacement	4	(D)
Layers	10	(D)
Cattle and calves	109	4,217
Horses and ponies	72	504

Operator Characteristics

Item	Quantity
Primary occupation:	
Farming	89
Other	115
Days worked off farm:	
None	73
Any	131
Years on present farm:	
2 years or less	7
3 to 4 years	10
5 to 9 years	43
10 years or more	144
Age group:	
Under 45 years	24
45 to 64 years	104
65 years and over	76
Average age of principal operator (years)	59.4

Economic Characteristics

Item	Quantity
Farms by value of sales:	
Less than \$1,000	62
\$1,000 to \$2,499	32
\$2,500 to \$4,999	12
\$5,000 to \$9,999	39
\$10,000 to \$49,999	22
\$50,000 to \$99,999	11
\$100,000 to \$249,999	6
\$250,000 to \$499,999	5
\$500,000 or more	15
Total farm production expenses (\$1,000)	20,012
Average per farm (\$)	98,096
Net cash farm income of operation (\$1,000)	3,434
Average per farm (\$)	16,835
Value of agricultural products sold directly to individuals for human consumption (\$1,000)	5
Total organic product sales (\$1,000)	-
Total income from farm-related sources, gross before taxes and expenses (\$1,000)	176

See "Census of Agriculture, Volume 1, Geographic Area Series" for complete footnotes, explanations, definitions, and methodology.
(D) Cannot be disclosed. (Z) Less than half of the unit shown.

2007 CENSUS OF AGRICULTURE



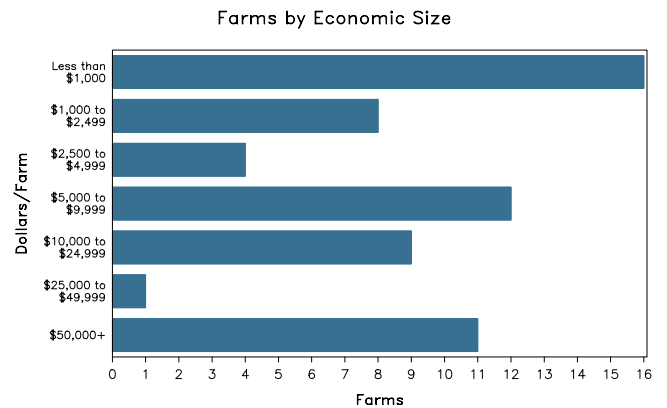
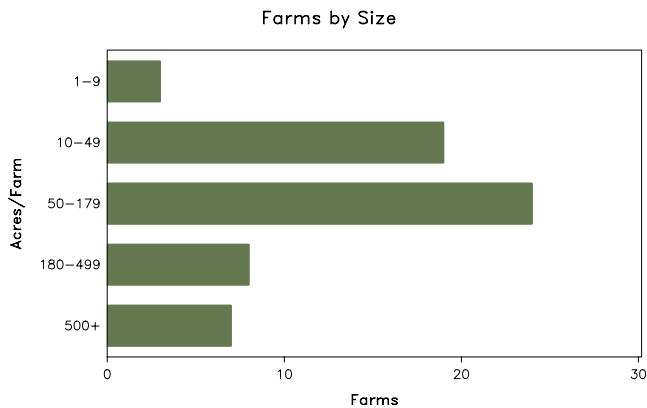
Nacogdoches County – Texas

Farms with Spanish, Hispanic, or Latino Operators Compared with All Farms

	Spanish, Hispanic, or Latino Operators	All Farms
Number of Farm Operators ¹	66	1,870
Number of Farms	61	1,277
Land in Farms	27,477 acres	265,131 acres
Average Size of Farm	450 acres	208 acres
Market Value of Products Sold	\$8,863,000	\$317,287,000
Crop Sales	\$80,000	\$5,349,000
Livestock Sales	\$8,783,000	\$311,938,000
Average Per Farm	\$145,292	\$248,463
Government Payments	\$19,000	\$135,000
Average Per Farm Receiving Payments	\$3,825	\$3,961

See footnotes on reverse page.

Farms with Spanish, Hispanic, or Latino Operators



2007 CENSUS OF AGRICULTURE

Nacogdoches County – Texas Farms with Spanish, Hispanic, or Latino Operators

Selected Highlights

Item	Farms	Quantity
MARKET VALUE OF AGRICULTURAL PRODUCTS SOLD (\$1,000)		
Total value of agricultural products sold	61	8,863
Value of crops including nursery and greenhouse	13	80
Value of livestock, poultry, and their products	40	8,783
VALUE OF SALES BY COMMODITY GROUP (\$1,000)		
Grains, oilseeds, dry beans, and dry peas	-	-
Tobacco	-	-
Cotton and cottonseed	-	-
Vegetables, melons, potatoes and sweet potatoes	-	-
Fruits, tree nuts, and berries	-	-
Nursery, greenhouse, floriculture, and sod	-	-
Cut Christmas trees and short rotation woody crops	2	(D)
Other crops and hay	11	(D)
Poultry and eggs	8	8,270
Cattle and calves	27	483
Milk and other dairy products from cows	2	(D)
Hogs and pigs	-	-
Sheep, goats, and their products	5	4
Horses, ponies, mules, burros, and donkeys	6	7
Aquaculture	-	-
Other animals and other animal products	3	(D)
TOP CROP ITEMS (acres)		
Forage - land used for all hay and haylage, grass silage, and greenchop	26	1,221
Short-rotation woody crops	2	(D)
TOP LIVESTOCK INVENTORY ITEMS (number)		
Broilers and other meat-type chickens	7	1,245,800
Layers	1	(D)
Cattle and calves	31	1,885
Horses and ponies	20	129
Goats, all	6	69

Operator Characteristics

Item	Quantity
Primary occupation:	
Farming	25
Other	41
Days worked off farm:	
None	21
Any	45
Years on present farm:	
2 years or less	4
3 to 4 years	5
5 to 9 years	15
10 years or more	42
Age group:	
Under 45 years	8
45 to 64 years	37
65 years and over	21
Average age (years)	57.0

Economic Characteristics

Item	Quantity
Farms by value of sales:	
Less than \$1,000	19
\$1,000 to \$2,499	8
\$2,500 to \$4,999	2
\$5,000 to \$9,999	11
\$10,000 to \$49,999	10
\$50,000 to \$99,999	3
\$100,000 to \$249,999	-
\$250,000 to \$499,999	-
\$500,000 or more	8
Total farm production expenses (\$1,000)	7,983
Average per farm (\$)	130,873
Net cash farm income of operation (\$1,000)	975
Average per farm (\$)	15,978
Value of agricultural products sold directly to individuals for human consumption (\$1,000)	(D)
Total organic product sales (\$1,000)	-
Total income from farm-related sources, gross before taxes and expenses (\$1,000)	76

See "Census of Agriculture, Volume 1, Geographic Area Series" for complete footnotes, explanations, definitions, and methodology.

(D) Cannot be disclosed. (Z) Less than half of the unit shown.

¹ Data were collected for a maximum of three operators per farm.

2007 CENSUS OF AGRICULTURE

Nacogdoches County – Texas

Farms with American Indian or Alaska Native Operators Compared with All Farms



Data are not available at this geographic level for farms with American Indian or Alaska Native operators.



United States Department of Agriculture
National Agricultural Statistics Service

www.agcensus.usda.gov

2007 CENSUS *OF* AGRICULTURE

Nacogdoches County – Texas

**Farms with Asian Operators
Compared with All Farms**



Data are not available at this geographic level for farms with Asian operators.



United States Department of Agriculture
National Agricultural Statistics Service

www.agcensus.usda.gov

2007 CENSUS OF AGRICULTURE



Nacogdoches County – Texas

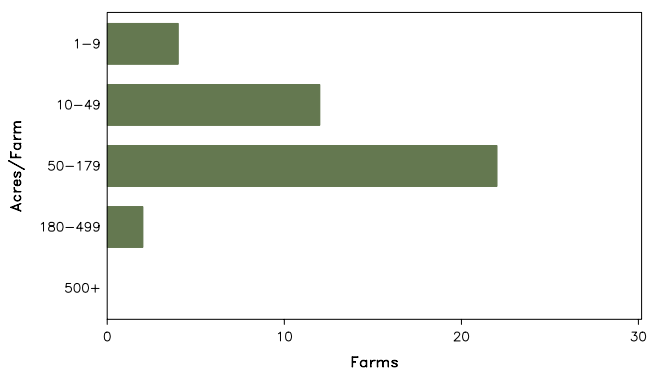
Farms with Black or African American Operators Compared with All Farms

	Black or African American Operators ²	All Farms
Number of Farm Operators ¹	46	1,870
Number of Farms	40	1,277
Land in Farms	3,379 acres	265,131 acres
Average Size of Farm	84 acres	208 acres
Market Value of Products Sold	\$777,000	\$317,287,000
Crop Sales	\$46,000	\$5,349,000
Livestock Sales	\$731,000	\$311,938,000
Average Per Farm	\$19,433	\$248,463
Government Payments	-	\$135,000
Average Per Farm Receiving Payments	-	\$3,961

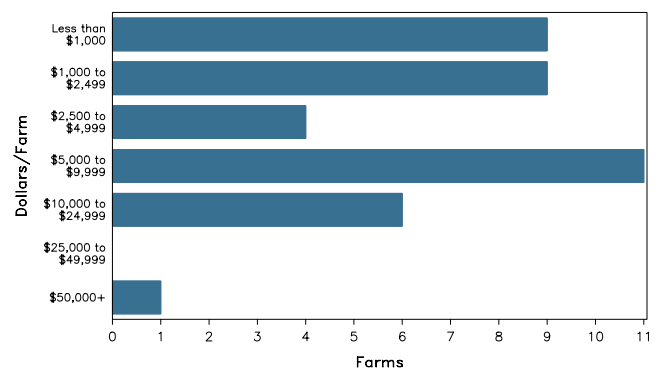
See footnotes on reverse page.

Farms with Black or African American Operators

Farms by Size



Farms by Economic Size



2007 CENSUS OF AGRICULTURE

Nacogdoches County – Texas Farms with Black or African American Operators

Selected Highlights

Item	Farms	Quantity
MARKET VALUE OF AGRICULTURAL PRODUCTS SOLD (\$1,000)		
Total value of agricultural products sold	40	777
Value of crops including nursery and greenhouse	9	46
Value of livestock, poultry, and their products	25	731
VALUE OF SALES BY COMMODITY GROUP (\$1,000)		
Grains, oilseeds, dry beans, and dry peas	-	-
Tobacco	-	-
Cotton and cottonseed	-	-
Vegetables, melons, potatoes and sweet potatoes	2	(D)
Fruits, tree nuts, and berries	1	(D)
Nursery, greenhouse, floriculture, and sod	-	-
Cut Christmas trees and short rotation woody crops	-	-
Other crops and hay	6	40
Poultry and eggs	3	(D)
Cattle and calves	25	(D)
Milk and other dairy products from cows	-	-
Hogs and pigs	-	-
Sheep, goats, and their products	-	-
Horses, ponies, mules, burros, and donkeys	-	-
Aquaculture	-	-
Other animals and other animal products	-	-
TOP CROP ITEMS (acres)		
Forage - land used for all hay and haylage, grass silage, and greenchop	15	542
Peaches, all	1	(D)
Vegetables harvested for sale	2	(D)
Peas, green southern (cowpeas) - blackeyed, crowder, etc.	2	(D)
Beans, snap	2	(D)
TOP LIVESTOCK INVENTORY ITEMS (number)		
Broilers and other meat-type chickens	1	(D)
Cattle and calves	32	837
Horses and ponies	6	28
Layers	2	(D)
Mules, burros, and donkeys	3	3

Operator Characteristics

Item	Quantity
Primary occupation:	
Farming	24
Other	22
Days worked off farm:	
None	22
Any	24
Years on present farm:	
2 years or less	-
3 to 4 years	2
5 to 9 years	9
10 years or more	35
Age group:	
Under 45 years	-
45 to 64 years	25
65 years and over	21
Average age (years)	63.7

Economic Characteristics

Item	Quantity
Farms by value of sales:	
Less than \$1,000	9
\$1,000 to \$2,499	9
\$2,500 to \$4,999	4
\$5,000 to \$9,999	11
\$10,000 to \$49,999	6
\$50,000 to \$99,999	-
\$100,000 to \$249,999	-
\$250,000 to \$499,999	-
\$500,000 or more	1
Total farm production expenses (\$1,000)	768
Average per farm (\$)	19,200
Net cash farm income of operation (\$1,000)	15
Average per farm (\$)	383
Value of agricultural products sold directly to individuals for human consumption (\$1,000)	(D)
Total organic product sales (\$1,000)	-
Total income from farm-related sources, gross before taxes and expenses (\$1,000)	(D)

See "Census of Agriculture, Volume 1, Geographic Area Series" for complete footnotes, explanations, definitions, and methodology.

(D) Cannot be disclosed. (Z) Less than half of the unit shown.

¹ Data were collected for a maximum of three operators per farm. ² Operators reporting selected race alone or in combination with other races.

2007 CENSUS OF AGRICULTURE

Nacogdoches County – Texas

Farms with Native Hawaiian or Other Pacific Islander Operators Compared with All Farms



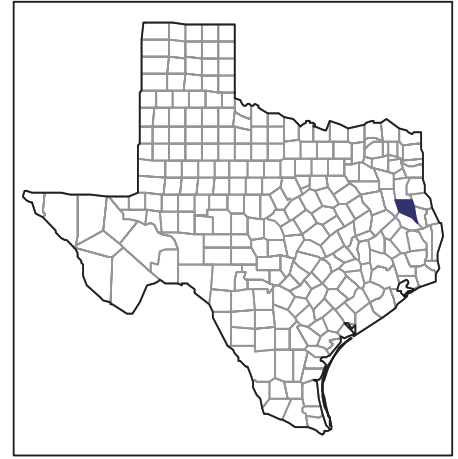
Data are not available at this geographic level for farms with Native Hawaiian or Other Pacific Islander operators.



United States Department of Agriculture
National Agricultural Statistics Service

www.agcensus.usda.gov

2007 CENSUS OF AGRICULTURE



Nacogdoches County – Texas

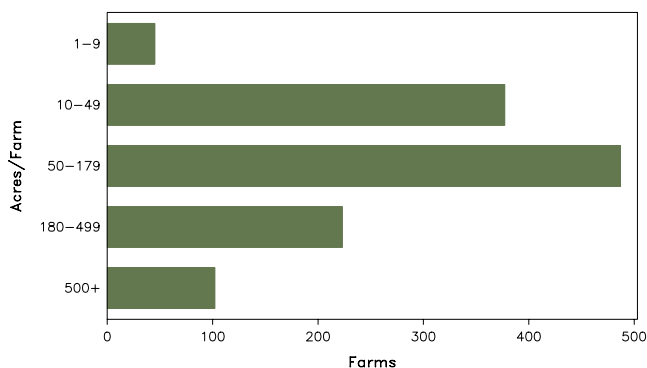
Farms with White Operators Compared with All Farms

	White Operators ²	All Farms
Number of Farm Operators ¹	1,807	1,870
Number of Farms	1,234	1,277
Land in Farms	261,562 acres	265,131 acres
Average Size of Farm	212 acres	208 acres
Market Value of Products Sold	\$313,709,000	\$317,287,000
Crop Sales	\$5,301,000	\$5,349,000
Livestock Sales	\$308,408,000	\$311,938,000
Average Per Farm	\$254,221	\$248,463
Government Payments	\$135,000	\$135,000
Average Per Farm Receiving Payments	\$3,961	\$3,961

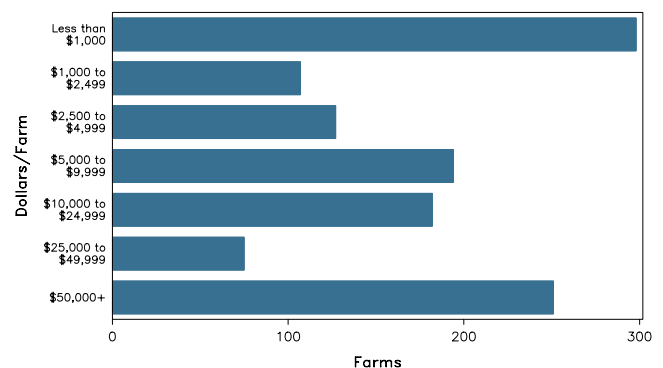
See footnotes on reverse page.

Farms with White Operators

Farms by Size



Farms by Economic Size



2007 CENSUS OF AGRICULTURE

Nacogdoches County – Texas Farms with White Operators

Selected Highlights

Item	Farms	Quantity
MARKET VALUE OF AGRICULTURAL PRODUCTS SOLD (\$1,000)		
Total value of agricultural products sold	1,234	313,709
Value of crops including nursery and greenhouse	336	5,301
Value of livestock, poultry, and their products	815	308,408
VALUE OF SALES BY COMMODITY GROUP (\$1,000)		
Grains, oilseeds, dry beans, and dry peas	3	(D)
Tobacco	-	-
Cotton and cottonseed	-	-
Vegetables, melons, potatoes and sweet potatoes	23	(D)
Fruits, tree nuts, and berries	16	(D)
Nursery, greenhouse, floriculture, and sod	10	521
Cut Christmas trees and short rotation woody crops	11	(D)
Other crops and hay	289	2,857
Poultry and eggs	208	(D)
Cattle and calves	609	(D)
Milk and other dairy products from cows	9	2,371
Hogs and pigs	22	17
Sheep, goats, and their products	41	78
Horses, ponies, mules, burros, and donkeys	80	312
Aquaculture	-	-
Other animals and other animal products	22	114
TOP CROP ITEMS (acres)		
Forage - land used for all hay and haylage, grass silage, and greenchop	623	28,804
Short-rotation woody crops	10	517
Vegetables harvested for sale	25	(D)
Peas, green southern (cowpeas) - blackeyed, crowder, etc.	10	(D)
Land in berries	7	76
TOP LIVESTOCK INVENTORY ITEMS (number)		
Broilers and other meat-type chickens	133	19,174,161
Pullets for laying flock replacement	16	522,052
Layers	50	483,892
Cattle and calves	754	45,575
Horses and ponies	331	1,856

Operator Characteristics

Item	Quantity
Primary occupation:	
Farming	736
Other	1,071
Days worked off farm:	
None	600
Any	1,207
Years on present farm:	
2 years or less	101
3 to 4 years	115
5 to 9 years	349
10 years or more	1,242
Age group:	
Under 45 years	328
45 to 64 years	961
65 years and over	518
Average age (years)	56.7

Economic Characteristics

Item	Quantity
Farms by value of sales:	
Less than \$1,000	307
\$1,000 to \$2,499	102
\$2,500 to \$4,999	126
\$5,000 to \$9,999	193
\$10,000 to \$49,999	255
\$50,000 to \$99,999	58
\$100,000 to \$249,999	24
\$250,000 to \$499,999	20
\$500,000 or more	149
Total farm production expenses (\$1,000)	246,193
Average per farm (\$)	199,508
Net cash farm income of operation (\$1,000)	69,699
Average per farm (\$)	56,482
Value of agricultural products sold directly to individuals for human consumption (\$1,000)	(D)
Total organic product sales (\$1,000)	(D)
Total income from farm-related sources, gross before taxes and expenses (\$1,000)	(D)

See "Census of Agriculture, Volume 1, Geographic Area Series" for complete footnotes, explanations, definitions, and methodology.

(D) Cannot be disclosed. (Z) Less than half of the unit shown.

¹ Data were collected for a maximum of three operators per farm. ² Operators reporting selected race alone or in combination with other races.