

2007 CENSUS OF AGRICULTURE



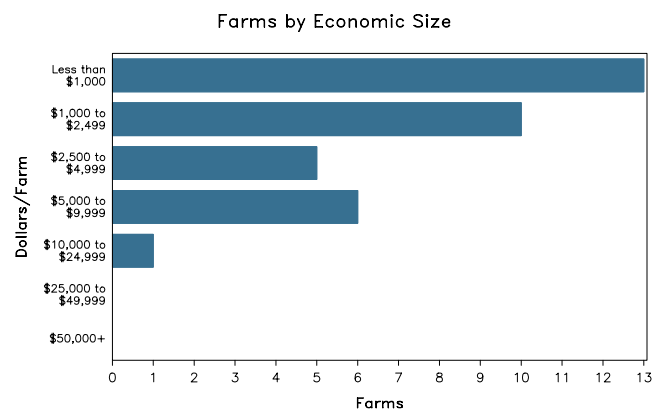
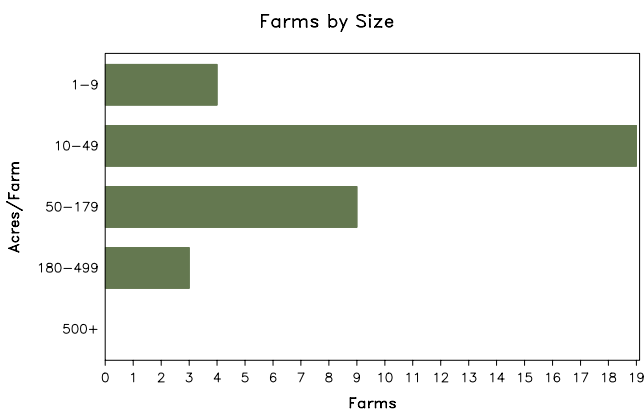
Newton County – Texas

Farms with Women Principal Operators Compared with All Farms

	Women Principal Operators	All Farms
Number of Farms	35	403
Land in Farms	2,120 acres	59,236 acres
Average Size of Farm	61 acres	147 acres
Market Value of Products Sold	\$79,000	\$2,095,000
Crop Sales	\$33,000	\$619,000
Livestock Sales	\$46,000	\$1,477,000
Average Per Farm	\$2,266	\$5,200
Government Payments	(D)	\$150,000
Average Per Farm Receiving Payments	(D)	\$6,010

See footnotes on reverse page.

Farms with Women Principal Operators



2007 CENSUS OF AGRICULTURE

Newton County – Texas Farms with Women Principal Operators

Selected Highlights

Item	Farms	Quantity
MARKET VALUE OF AGRICULTURAL PRODUCTS SOLD (\$1,000)		
Total value of agricultural products sold	35	79
Value of crops including nursery and greenhouse	10	33
Value of livestock, poultry, and their products	20	46
VALUE OF SALES BY COMMODITY GROUP (\$1,000)		
Grains, oilseeds, dry beans, and dry peas	-	-
Tobacco	-	-
Cotton and cottonseed	-	-
Vegetables, melons, potatoes and sweet potatoes	2	(D)
Fruits, tree nuts, and berries	1	(D)
Nursery, greenhouse, floriculture, and sod	-	-
Cut Christmas trees and short rotation woody crops	-	-
Other crops and hay	7	27
Poultry and eggs	1	(D)
Cattle and calves	12	26
Milk and other dairy products from cows	-	-
Hogs and pigs	1	(D)
Sheep, goats, and their products	5	(D)
Horses, ponies, mules, burros, and donkeys	7	13
Aquaculture	-	-
Other animals and other animal products	3	(D)
TOP CROP ITEMS (acres)		
Forage - land used for all hay and haylage, grass silage, and greenchop	10	178
Short-rotation woody crops	1	(D)
Vegetables harvested for sale	2	(D)
Beans, snap	2	(D)
TOP LIVESTOCK INVENTORY ITEMS (number)		
Cattle and calves	20	223
Deer	3	(D)
Horses and ponies	15	80
Goats, all	4	78
Layers	1	(D)

Operator Characteristics

Item	Quantity
Primary occupation:	
Farming	12
Other	23
Days worked off farm:	
None	7
Any	28
Years on present farm:	
2 years or less	-
3 to 4 years	10
5 to 9 years	10
10 years or more	15
Age group:	
Under 45 years	5
45 to 64 years	22
65 years and over	8
Average age of principal operator (years)	55.1

Economic Characteristics

Item	Quantity
Farms by value of sales:	
Less than \$1,000	15
\$1,000 to \$2,499	10
\$2,500 to \$4,999	3
\$5,000 to \$9,999	6
\$10,000 to \$49,999	1
\$50,000 to \$99,999	-
\$100,000 to \$249,999	-
\$250,000 to \$499,999	-
\$500,000 or more	-
Total farm production expenses (\$1,000)	378
Average per farm (\$)	10,801
Net cash farm income of operation (\$1,000)	-294
Average per farm (\$)	-8,406
Value of agricultural products sold directly to individuals for human consumption (\$1,000)	-
Total organic product sales (\$1,000)	-
Total income from farm-related sources, gross before taxes and expenses (\$1,000)	-

See "Census of Agriculture, Volume 1, Geographic Area Series" for complete footnotes, explanations, definitions, and methodology.
(D) Cannot be disclosed. (Z) Less than half of the unit shown.

2007 CENSUS *OF* AGRICULTURE

Newton County – Texas

Farms with Spanish, Hispanic, or Latino Operators Compared with All Farms



Data are not available at this geographic level for farms with Spanish, Hispanic, or Latino operators.



United States Department of Agriculture
National Agricultural Statistics Service

www.agcensus.usda.gov

2007 CENSUS OF AGRICULTURE

Newton County – Texas

Farms with American Indian or Alaska Native Operators Compared with All Farms



Data are not available at this geographic level for farms with American Indian or Alaska Native operators.



United States Department of Agriculture
National Agricultural Statistics Service

www.agcensus.usda.gov

2007 CENSUS *OF* AGRICULTURE

Newton County – Texas

**Farms with Asian Operators
Compared with All Farms**



Data are not available at this geographic level for farms with Asian operators.



United States Department of Agriculture
National Agricultural Statistics Service

www.agcensus.usda.gov

2007 CENSUS OF AGRICULTURE

Newton County – Texas

Farms with Black or African American Operators Compared with All Farms



Data are not available at this geographic level for farms with Black or African American operators.



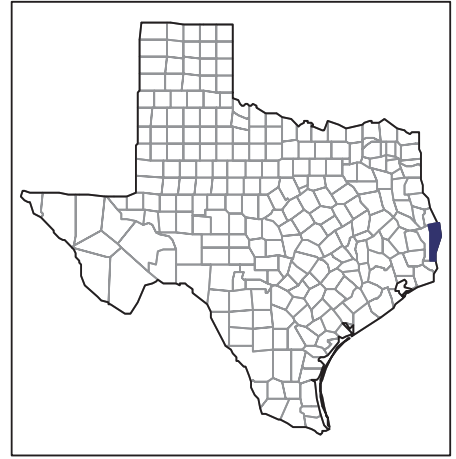
United States Department of Agriculture
National Agricultural Statistics Service

www.agcensus.usda.gov

2007 CENSUS *OF* AGRICULTURE

Newton County – Texas

Farms with Native Hawaiian or Other Pacific Islander Operators Compared with All Farms



Data are not available at this geographic level for farms with Native Hawaiian or Other Pacific Islander operators.



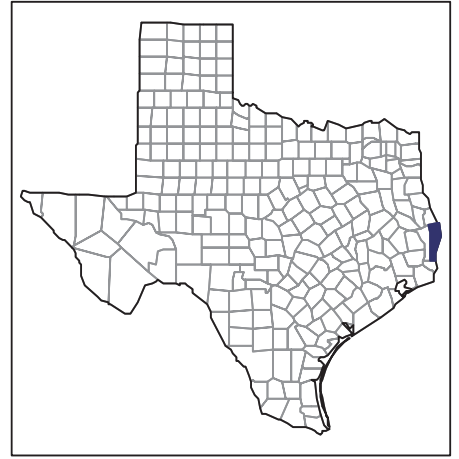
United States Department of Agriculture
National Agricultural Statistics Service

www.agcensus.usda.gov

2007 CENSUS *OF* AGRICULTURE

Newton County – Texas

**Farms with White Operators
Compared with All Farms**



Data are not available at this geographic level for farms with White operators.



United States Department of Agriculture
National Agricultural Statistics Service

www.agcensus.usda.gov

