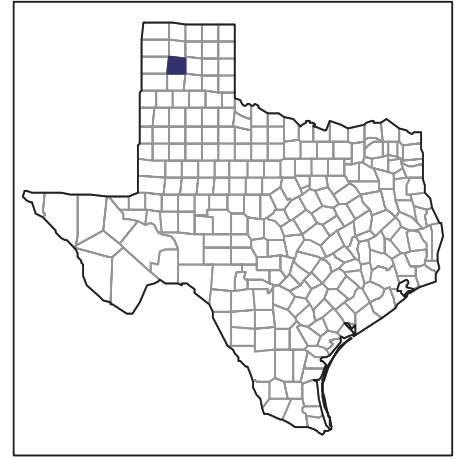


2007 CENSUS OF AGRICULTURE



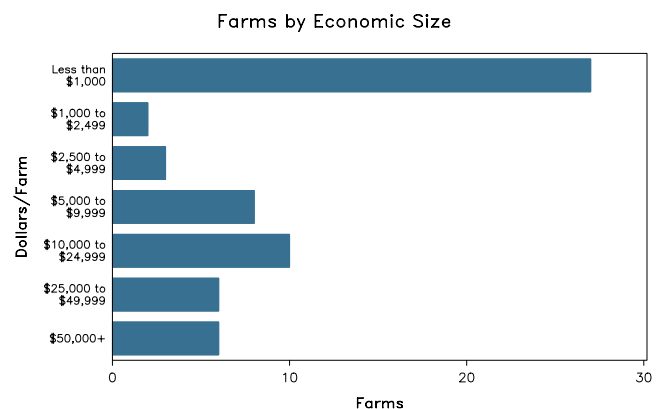
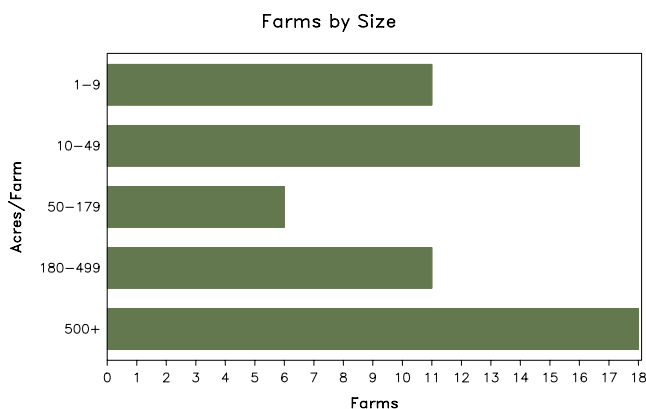
Potter County – Texas

Farms with Women Principal Operators Compared with All Farms

	Women Principal Operators	All Farms
Number of Farms	62	279
Land in Farms	46,665 acres	573,084 acres
Average Size of Farm	753 acres	2,054 acres
Market Value of Products Sold	\$899,000	\$29,854,000
Crop Sales	\$479,000	\$5,216,000
Livestock Sales	\$420,000	\$24,637,000
Average Per Farm	\$14,506	\$107,002
Government Payments	\$278,000	\$1,191,000
Average Per Farm Receiving Payments	\$11,596	\$15,471

See footnotes on reverse page.

Farms with Women Principal Operators



2007 CENSUS OF AGRICULTURE

Potter County – Texas Farms with Women Principal Operators

Selected Highlights

Item	Farms	Quantity
MARKET VALUE OF AGRICULTURAL PRODUCTS SOLD (\$1,000)		
Total value of agricultural products sold	62	899
Value of crops including nursery and greenhouse	9	479
Value of livestock, poultry, and their products	13	420
VALUE OF SALES BY COMMODITY GROUP (\$1,000)		
Grains, oilseeds, dry beans, and dry peas	5	(D)
Tobacco	-	-
Cotton and cottonseed	2	(D)
Vegetables, melons, potatoes and sweet potatoes	-	-
Fruits, tree nuts, and berries	-	-
Nursery, greenhouse, floriculture, and sod	2	(D)
Cut Christmas trees and short rotation woody crops	-	-
Other crops and hay	2	(D)
Poultry and eggs	3	2
Cattle and calves	7	(D)
Milk and other dairy products from cows	2	(D)
Hogs and pigs	-	-
Sheep, goats, and their products	-	-
Horses, ponies, mules, burros, and donkeys	6	(D)
Aquaculture	-	-
Other animals and other animal products	-	-
TOP CROP ITEMS (acres)		
Wheat for grain, all	5	1,120
Sorghum for grain	2	(D)
Forage - land used for all hay and haylage, grass silage, and greenchop	4	190
Cotton, all	2	(D)
Pecans, all	1	(D)
TOP LIVESTOCK INVENTORY ITEMS (number)		
Cattle and calves	15	1,012
Horses and ponies	23	218
Quail	2	(D)
Layers	3	101
Llamas	4	12

Operator Characteristics

Item	Quantity
Primary occupation:	
Farming	16
Other	46
Days worked off farm:	
None	22
Any	40
Years on present farm:	
2 years or less	4
3 to 4 years	8
5 to 9 years	12
10 years or more	38
Age group:	
Under 45 years	7
45 to 64 years	35
65 years and over	20
Average age of principal operator (years)	58.5

Economic Characteristics

Item	Quantity
Farms by value of sales:	
Less than \$1,000	42
\$1,000 to \$2,499	2
\$2,500 to \$4,999	2
\$5,000 to \$9,999	2
\$10,000 to \$49,999	10
\$50,000 to \$99,999	1
\$100,000 to \$249,999	3
\$250,000 to \$499,999	-
\$500,000 or more	-
Total farm production expenses (\$1,000)	840
Average per farm (\$)	13,548
Net cash farm income of operation (\$1,000)	372
Average per farm (\$)	6,001
Value of agricultural products sold directly to individuals for human consumption (\$1,000)	-
Total organic product sales (\$1,000)	-
Total income from farm-related sources, gross before taxes and expenses (\$1,000)	34

See "Census of Agriculture, Volume 1, Geographic Area Series" for complete footnotes, explanations, definitions, and methodology.
(D) Cannot be disclosed. (Z) Less than half of the unit shown.

2007 CENSUS OF AGRICULTURE

Potter County – Texas

Farms with Spanish, Hispanic, or Latino Operators Compared with All Farms



Data are not available at this geographic level for farms with Spanish, Hispanic, or Latino operators.



United States Department of Agriculture
National Agricultural Statistics Service

www.agcensus.usda.gov

2007 CENSUS OF AGRICULTURE

Potter County – Texas

Farms with American Indian or Alaska Native Operators Compared with All Farms



Data are not available at this geographic level for farms with American Indian or Alaska Native operators.



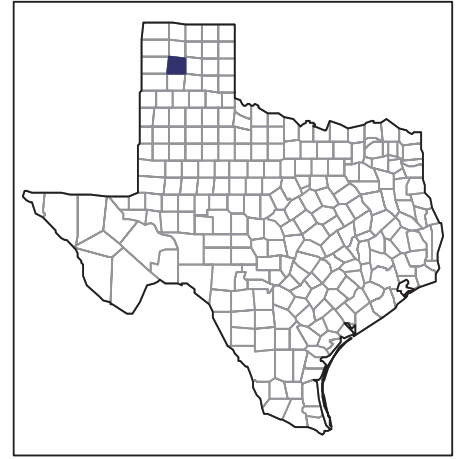
United States Department of Agriculture
National Agricultural Statistics Service

www.agcensus.usda.gov

2007 CENSUS OF AGRICULTURE

Potter County – Texas

Farms with Asian Operators
Compared with All Farms



Data are not available at this geographic level for farms with Asian operators.



United States Department of Agriculture
National Agricultural Statistics Service

www.agcensus.usda.gov

2007 CENSUS OF AGRICULTURE

Potter County – Texas

Farms with Black or African American Operators Compared with All Farms



Data are not available at this geographic level for farms with Black or African American operators.



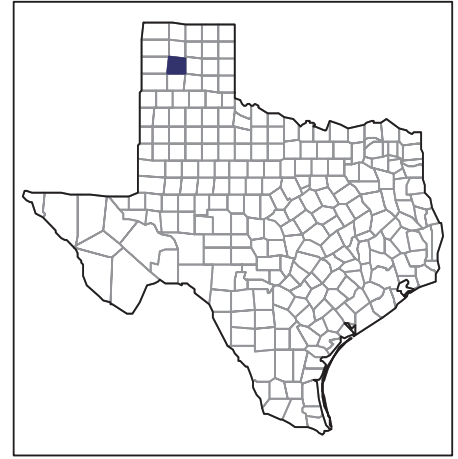
United States Department of Agriculture
National Agricultural Statistics Service

www.agcensus.usda.gov

2007 CENSUS OF AGRICULTURE

Potter County – Texas

Farms with Native Hawaiian or Other Pacific Islander Operators Compared with All Farms



Data are not available at this geographic level for farms with Native Hawaiian or Other Pacific Islander operators.



United States Department of Agriculture
National Agricultural Statistics Service

www.agcensus.usda.gov

2007 CENSUS OF AGRICULTURE

Potter County – Texas

Farms with White Operators
Compared with All Farms



Data are not available at this geographic level for farms with White operators.



United States Department of Agriculture
National Agricultural Statistics Service

www.agcensus.usda.gov

