

2007 CENSUS *OF* AGRICULTURE

Presidio County – Texas

**Farms with Women Principal
Operators Compared with All Farms**



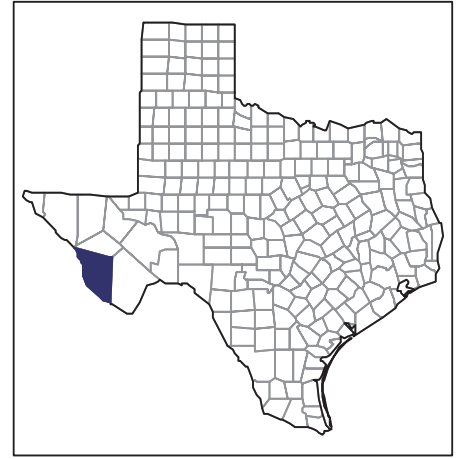
Data are not available at this geographic level for farms with women principal operators.



United States Department of Agriculture
National Agricultural Statistics Service

www.agcensus.usda.gov

2007 CENSUS OF AGRICULTURE



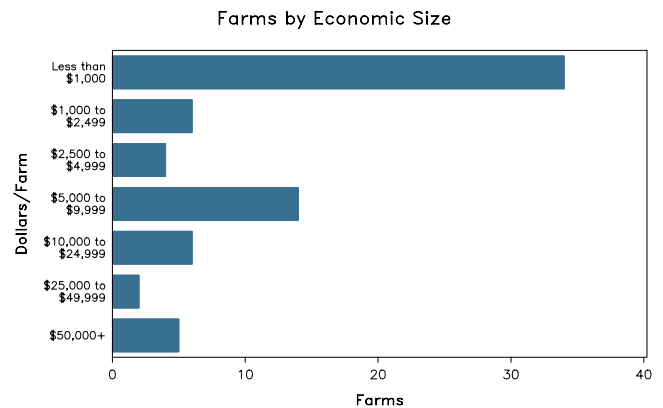
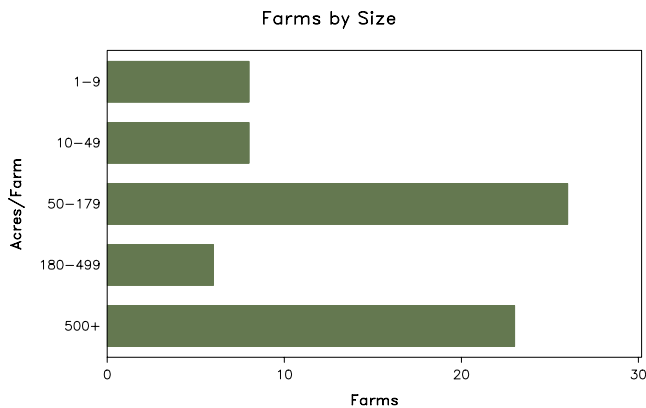
Presidio County – Texas

Farms with Spanish, Hispanic, or Latino Operators Compared with All Farms

	Spanish, Hispanic, or Latino Operators	All Farms
Number of Farm Operators ¹	85	204
Number of Farms	71	148
Land in Farms	151,056 acres	1,559,722 acres
Average Size of Farm	2,128 acres	10,539 acres
Market Value of Products Sold	\$1,697,000	(D)
Crop Sales	\$702,000	(D)
Livestock Sales	\$995,000	(D)
Average Per Farm	\$23,901	(D)
Government Payments	\$39,000	\$389,000
Average Per Farm Receiving Payments	\$13,160	\$19,455

See footnotes on reverse page.

Farms with Spanish, Hispanic, or Latino Operators



2007 CENSUS OF AGRICULTURE

Presidio County – Texas Farms with Spanish, Hispanic, or Latino Operators

Selected Highlights

Item	Farms	Quantity
MARKET VALUE OF AGRICULTURAL PRODUCTS SOLD (\$1,000)		
Total value of agricultural products sold	71	1,697
Value of crops including nursery and greenhouse	19	702
Value of livestock, poultry, and their products	27	995
VALUE OF SALES BY COMMODITY GROUP (\$1,000)		
Grains, oilseeds, dry beans, and dry peas	5	7
Tobacco	-	-
Cotton and cottonseed	-	-
Vegetables, melons, potatoes and sweet potatoes	2	(D)
Fruits, tree nuts, and berries	2	(D)
Nursery, greenhouse, floriculture, and sod	-	-
Cut Christmas trees and short rotation woody crops	-	-
Other crops and hay	13	522
Poultry and eggs	1	(D)
Cattle and calves	27	978
Milk and other dairy products from cows	-	-
Hogs and pigs	1	(D)
Sheep, goats, and their products	1	(D)
Horses, ponies, mules, burros, and donkeys	3	(D)
Aquaculture	-	-
Other animals and other animal products	-	-
TOP CROP ITEMS (acres)		
Forage - land used for all hay and haylage, grass silage, and greenchop	25	(D)
Vegetables harvested for sale	2	(D)
Peppers, other than Bell (including chile)	2	(D)
Sorghum for grain	5	89
Field and grass seed crops, all	1	(D)
TOP LIVESTOCK INVENTORY ITEMS (number)		
Cattle and calves	46	2,001
Horses and ponies	32	308
Goats, all	7	188
Layers	1	(D)
Mules, burros, and donkeys	14	27

Operator Characteristics

Item	Quantity
Primary occupation:	
Farming	25
Other	60
Days worked off farm:	
None	24
Any	61
Years on present farm:	
2 years or less	2
3 to 4 years	12
5 to 9 years	19
10 years or more	52
Age group:	
Under 45 years	23
45 to 64 years	42
65 years and over	20
Average age (years)	53.9

Economic Characteristics

Item	Quantity
Farms by value of sales:	
Less than \$1,000	34
\$1,000 to \$2,499	6
\$2,500 to \$4,999	4
\$5,000 to \$9,999	14
\$10,000 to \$49,999	8
\$50,000 to \$99,999	1
\$100,000 to \$249,999	3
\$250,000 to \$499,999	-
\$500,000 or more	1
Total farm production expenses (\$1,000)	1,550
Average per farm (\$)	21,831
Net cash farm income of operation (\$1,000)	(D)
Average per farm (\$)	(D)
Value of agricultural products sold directly to individuals for human consumption (\$1,000)	-
Total organic product sales (\$1,000)	-
Total income from farm-related sources, gross before taxes and expenses (\$1,000)	197

See "Census of Agriculture, Volume 1, Geographic Area Series" for complete footnotes, explanations, definitions, and methodology.

(D) Cannot be disclosed. (Z) Less than half of the unit shown.

¹ Data were collected for a maximum of three operators per farm.

2007 CENSUS OF AGRICULTURE

Presidio County – Texas

Farms with American Indian or Alaska Native Operators Compared with All Farms



Data are not available at this geographic level for farms with American Indian or Alaska Native operators.



United States Department of Agriculture
National Agricultural Statistics Service

www.agcensus.usda.gov

2007 CENSUS *OF* AGRICULTURE

Presidio County – Texas

**Farms with Asian Operators
Compared with All Farms**



Data are not available at this geographic level for farms with Asian operators.



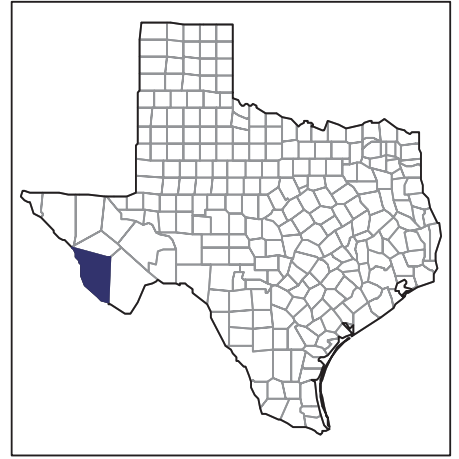
United States Department of Agriculture
National Agricultural Statistics Service

www.agcensus.usda.gov

2007 CENSUS OF AGRICULTURE

Presidio County – Texas

Farms with Black or African American Operators Compared with All Farms



Data are not available at this geographic level for farms with Black or African American operators.



United States Department of Agriculture
National Agricultural Statistics Service

www.agcensus.usda.gov

2007 CENSUS OF AGRICULTURE

Presidio County – Texas

Farms with Native Hawaiian or Other Pacific Islander Operators Compared with All Farms



Data are not available at this geographic level for farms with Native Hawaiian or Other Pacific Islander operators.



United States Department of Agriculture
National Agricultural Statistics Service

www.agcensus.usda.gov

2007 CENSUS OF AGRICULTURE

Presidio County – Texas

Farms with White Operators Compared with All Farms



Data are not available at this geographic level for farms with White operators.



United States Department of Agriculture
National Agricultural Statistics Service

www.agcensus.usda.gov

