

2007 CENSUS OF AGRICULTURE



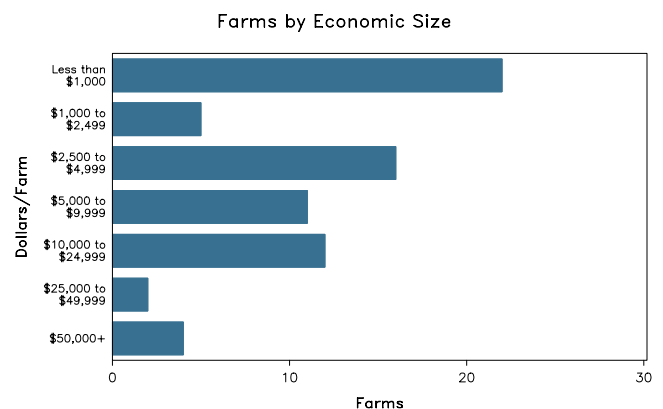
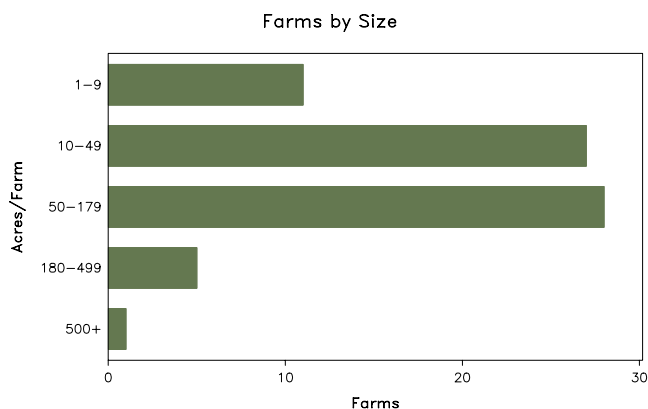
Rains County – Texas

Farms with Women Principal Operators Compared with All Farms

	Women Principal Operators	All Farms
Number of Farms	72	657
Land in Farms	5,581 acres	97,615 acres
Average Size of Farm	78 acres	149 acres
Market Value of Products Sold	\$1,040,000	\$13,915,000
Crop Sales	\$267,000	\$4,663,000
Livestock Sales	\$774,000	\$9,252,000
Average Per Farm	\$14,449	\$21,180
Government Payments	(D)	\$121,000
Average Per Farm Receiving Payments	(D)	\$3,274

See footnotes on reverse page.

Farms with Women Principal Operators



2007 CENSUS OF AGRICULTURE

Rains County – Texas Farms with Women Principal Operators

Selected Highlights

Item	Farms	Quantity
MARKET VALUE OF AGRICULTURAL PRODUCTS SOLD (\$1,000)		
Total value of agricultural products sold	72	1,040
Value of crops including nursery and greenhouse	20	267
Value of livestock, poultry, and their products	42	774
VALUE OF SALES BY COMMODITY GROUP (\$1,000)		
Grains, oilseeds, dry beans, and dry peas	-	-
Tobacco	-	-
Cotton and cottonseed	-	-
Vegetables, melons, potatoes and sweet potatoes	-	-
Fruits, tree nuts, and berries	2	(D)
Nursery, greenhouse, floriculture, and sod	1	(D)
Cut Christmas trees and short rotation woody crops	-	-
Other crops and hay	17	(D)
Poultry and eggs	10	10
Cattle and calves	31	(D)
Milk and other dairy products from cows	1	(D)
Hogs and pigs	6	2
Sheep, goats, and their products	8	5
Horses, ponies, mules, burros, and donkeys	8	247
Aquaculture	-	-
Other animals and other animal products	2	(D)
TOP CROP ITEMS (acres)		
Forage - land used for all hay and haylage, grass silage, and greenchop	35	1,177
Cut Christmas trees	3	(D)
Pecans, all	1	(D)
Land in berries	1	(D)
Plums and prunes	1	(D)
TOP LIVESTOCK INVENTORY ITEMS (number)		
Cattle and calves	46	1,191
Layers	11	702
Horses and ponies	24	200
Goats, all	9	(D)
Llamas	3	64

Operator Characteristics

Item	Quantity
Primary occupation:	
Farming	24
Other	48
Days worked off farm:	
None	37
Any	35
Years on present farm:	
2 years or less	4
3 to 4 years	2
5 to 9 years	23
10 years or more	43
Age group:	
Under 45 years	7
45 to 64 years	36
65 years and over	29
Average age of principal operator (years)	61.9

Economic Characteristics

Item	Quantity
Farms by value of sales:	
Less than \$1,000	22
\$1,000 to \$2,499	5
\$2,500 to \$4,999	16
\$5,000 to \$9,999	11
\$10,000 to \$49,999	14
\$50,000 to \$99,999	1
\$100,000 to \$249,999	2
\$250,000 to \$499,999	1
\$500,000 or more	-
Total farm production expenses (\$1,000)	680
Average per farm (\$)	9,445
Net cash farm income of operation (\$1,000)	366
Average per farm (\$)	5,089
Value of agricultural products sold directly to individuals for human consumption (\$1,000)	6
Total organic product sales (\$1,000)	-
Total income from farm-related sources, gross before taxes and expenses (\$1,000)	5

See "Census of Agriculture, Volume 1, Geographic Area Series" for complete footnotes, explanations, definitions, and methodology.
(D) Cannot be disclosed. (Z) Less than half of the unit shown.

2007 CENSUS OF AGRICULTURE

Rains County – Texas

Farms with Spanish, Hispanic, or Latino Operators Compared with All Farms



Data are not available at this geographic level for farms with Spanish, Hispanic, or Latino operators.



United States Department of Agriculture
National Agricultural Statistics Service

www.agcensus.usda.gov

2007 CENSUS OF AGRICULTURE

Rains County – Texas

Farms with American Indian or Alaska Native Operators Compared with All Farms



Data are not available at this geographic level for farms with American Indian or Alaska Native operators.



United States Department of Agriculture
National Agricultural Statistics Service

www.agcensus.usda.gov

2007 CENSUS *OF* AGRICULTURE

Rains County – Texas

**Farms with Asian Operators
Compared with All Farms**



Data are not available at this geographic level for farms with Asian operators.



United States Department of Agriculture
National Agricultural Statistics Service

www.agcensus.usda.gov

2007 CENSUS OF AGRICULTURE

Rains County – Texas

Farms with Black or African American Operators Compared with All Farms



Data are not available at this geographic level for farms with Black or African American operators.



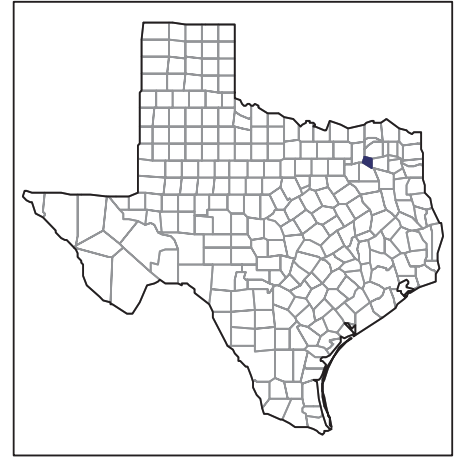
United States Department of Agriculture
National Agricultural Statistics Service

www.agcensus.usda.gov

2007 CENSUS OF AGRICULTURE

Rains County – Texas

Farms with Native Hawaiian or Other Pacific Islander Operators Compared with All Farms



Data are not available at this geographic level for farms with Native Hawaiian or Other Pacific Islander operators.



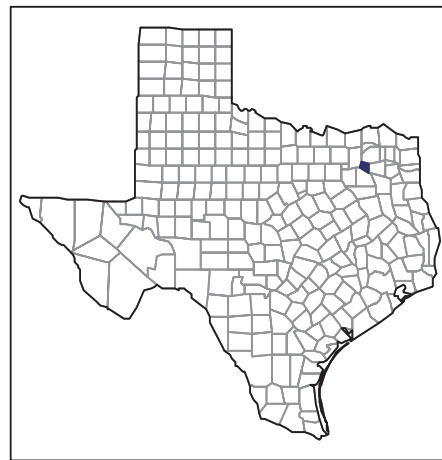
United States Department of Agriculture
National Agricultural Statistics Service

www.agcensus.usda.gov

2007 CENSUS OF AGRICULTURE

Rains County – Texas

Farms with White Operators Compared with All Farms



Data are not available at this geographic level for farms with White operators.



United States Department of Agriculture
National Agricultural Statistics Service

www.agcensus.usda.gov

