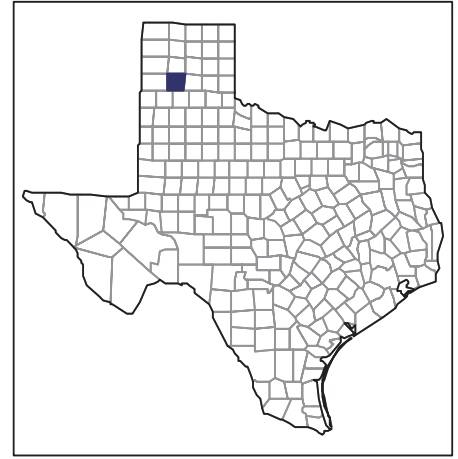


2007 CENSUS OF AGRICULTURE



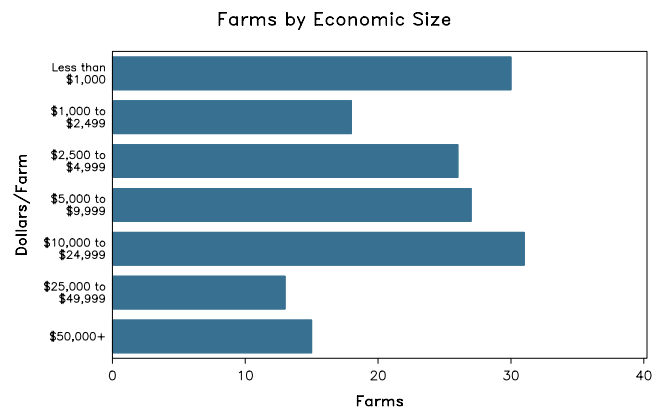
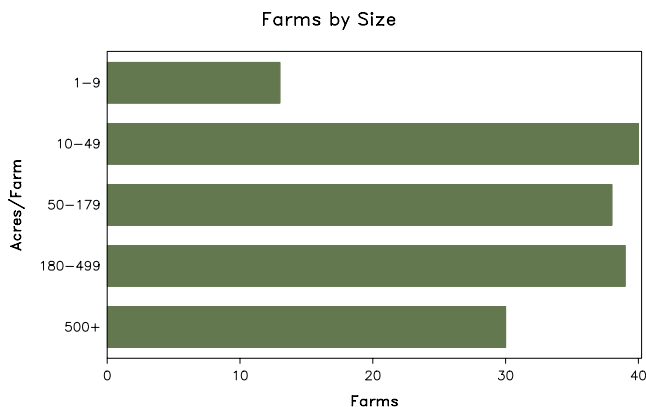
Randall County – Texas

Farms with Women Principal Operators Compared with All Farms

	Women Principal Operators	All Farms
Number of Farms	160	887
Land in Farms	81,389 acres	575,076 acres
Average Size of Farm	509 acres	648 acres
Market Value of Products Sold	\$9,393,000	\$393,371,000
Crop Sales	(D)	\$24,086,000
Livestock Sales	(D)	\$369,285,000
Average Per Farm	\$58,706	\$443,484
Government Payments	\$1,355,000	\$6,386,000
Average Per Farm Receiving Payments	\$15,394	\$15,767

See footnotes on reverse page.

Farms with Women Principal Operators



2007 CENSUS OF AGRICULTURE

Randall County – Texas Farms with Women Principal Operators

Selected Highlights

Item	Farms	Quantity
MARKET VALUE OF AGRICULTURAL PRODUCTS SOLD (\$1,000)		
Total value of agricultural products sold	160	9,393
Value of crops including nursery and greenhouse	17	(D)
Value of livestock, poultry, and their products	68	(D)
VALUE OF SALES BY COMMODITY GROUP (\$1,000)		
Grains, oilseeds, dry beans, and dry peas	9	291
Tobacco	-	-
Cotton and cottonseed	-	-
Vegetables, melons, potatoes and sweet potatoes	-	-
Fruits, tree nuts, and berries	-	-
Nursery, greenhouse, floriculture, and sod	3	(D)
Cut Christmas trees and short rotation woody crops	-	-
Other crops and hay	5	12
Poultry and eggs	11	3
Cattle and calves	41	(D)
Milk and other dairy products from cows	-	-
Hogs and pigs	-	-
Sheep, goats, and their products	6	(D)
Horses, ponies, mules, burros, and donkeys	22	125
Aquaculture	2	(D)
Other animals and other animal products	1	(D)
TOP CROP ITEMS (acres)		
Wheat for grain, all	10	1,440
Forage - land used for all hay and haylage, grass silage, and greenchop	8	299
Sorghum for grain	1	(D)
Pecans, all	2	(D)
TOP LIVESTOCK INVENTORY ITEMS (number)		
Cattle and calves	50	9,510
Horses and ponies	54	425
Layers	15	169
Sheep and lambs	5	134
Mules, burros, and donkeys	12	33

Operator Characteristics

Item	Quantity
Primary occupation:	
Farming	40
Other	120
Days worked off farm:	
None	65
Any	95
Years on present farm:	
2 years or less	16
3 to 4 years	15
5 to 9 years	36
10 years or more	93
Age group:	
Under 45 years	41
45 to 64 years	54
65 years and over	65
Average age of principal operator (years)	57.2

Economic Characteristics

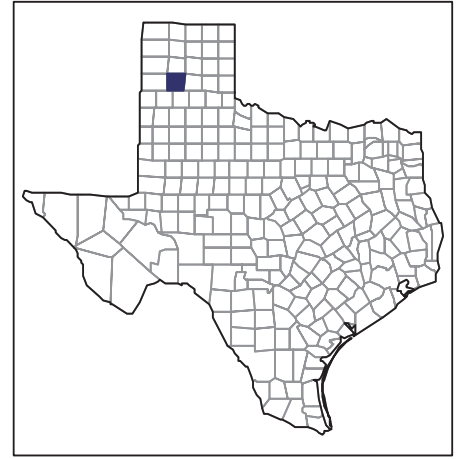
Item	Quantity
Farms by value of sales:	
Less than \$1,000	92
\$1,000 to \$2,499	7
\$2,500 to \$4,999	19
\$5,000 to \$9,999	12
\$10,000 to \$49,999	15
\$50,000 to \$99,999	6
\$100,000 to \$249,999	4
\$250,000 to \$499,999	1
\$500,000 or more	4
Total farm production expenses (\$1,000)	9,093
Average per farm (\$)	56,830
Net cash farm income of operation (\$1,000)	2,149
Average per farm (\$)	13,430
Value of agricultural products sold directly to individuals for human consumption (\$1,000)	(D)
Total organic product sales (\$1,000)	-
Total income from farm-related sources, gross before taxes and expenses (\$1,000)	494

See "Census of Agriculture, Volume 1, Geographic Area Series" for complete footnotes, explanations, definitions, and methodology.
(D) Cannot be disclosed. (Z) Less than half of the unit shown.

2007 CENSUS OF AGRICULTURE

Randall County – Texas

Farms with Spanish, Hispanic, or Latino Operators Compared with All Farms



Data are not available at this geographic level for farms with Spanish, Hispanic, or Latino operators.



United States Department of Agriculture
National Agricultural Statistics Service

www.agcensus.usda.gov

2007 CENSUS OF AGRICULTURE

Randall County – Texas

Farms with American Indian or Alaska Native Operators Compared with All Farms



Data are not available at this geographic level for farms with American Indian or Alaska Native operators.



United States Department of Agriculture
National Agricultural Statistics Service

www.agcensus.usda.gov

2007 CENSUS OF AGRICULTURE

Randall County – Texas

Farms with Asian Operators Compared with All Farms



Data are not available at this geographic level for farms with Asian operators.



United States Department of Agriculture
National Agricultural Statistics Service

www.agcensus.usda.gov

2007 CENSUS OF AGRICULTURE

Randall County – Texas

Farms with Black or African American Operators Compared with All Farms



Data are not available at this geographic level for farms with Black or African American operators.



United States Department of Agriculture
National Agricultural Statistics Service

www.agcensus.usda.gov

2007 CENSUS OF AGRICULTURE

Randall County – Texas

Farms with Native Hawaiian or Other Pacific Islander Operators Compared with All Farms



Data are not available at this geographic level for farms with Native Hawaiian or Other Pacific Islander operators.



United States Department of Agriculture
National Agricultural Statistics Service

www.agcensus.usda.gov

2007 CENSUS *OF* AGRICULTURE

Randall County – Texas

**Farms with White Operators
Compared with All Farms**



Data are not available at this geographic level for farms with White operators.



United States Department of Agriculture
National Agricultural Statistics Service

www.agcensus.usda.gov

