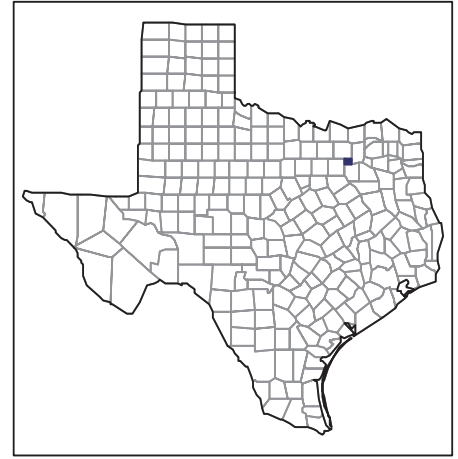


2007 CENSUS OF AGRICULTURE



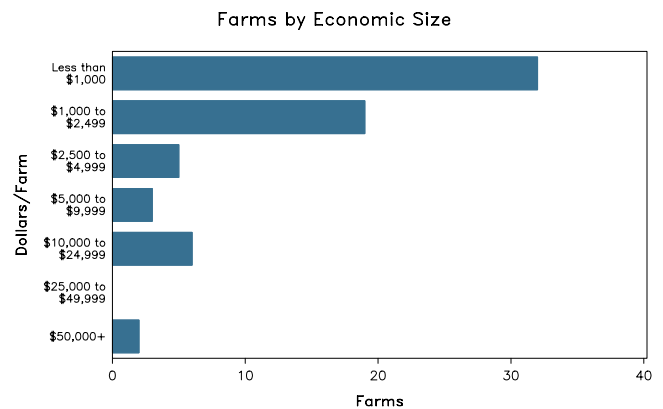
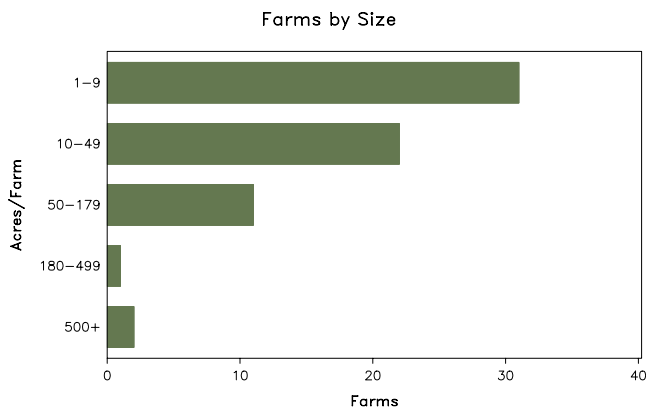
Rockwall County – Texas

Farms with Women Principal Operators Compared with All Farms

	Women Principal Operators	All Farms
Number of Farms	67	347
Land in Farms	3,265 acres	37,433 acres
Average Size of Farm	49 acres	108 acres
Market Value of Products Sold	\$277,000	\$3,862,000
Crop Sales	\$28,000	\$1,837,000
Livestock Sales	\$250,000	\$2,025,000
Average Per Farm	\$4,136	\$11,129
Government Payments	\$7,000	\$97,000
Average Per Farm Receiving Payments	\$1,325	\$5,398

See footnotes on reverse page.

Farms with Women Principal Operators



2007 CENSUS OF AGRICULTURE

Rockwall County – Texas Farms with Women Principal Operators

Selected Highlights

Item	Farms	Quantity
MARKET VALUE OF AGRICULTURAL PRODUCTS SOLD (\$1,000)		
Total value of agricultural products sold	67	277
Value of crops including nursery and greenhouse	8	28
Value of livestock, poultry, and their products	47	250
VALUE OF SALES BY COMMODITY GROUP (\$1,000)		
Grains, oilseeds, dry beans, and dry peas	-	-
Tobacco	-	-
Cotton and cottonseed	-	-
Vegetables, melons, potatoes and sweet potatoes	-	-
Fruits, tree nuts, and berries	1	(D)
Nursery, greenhouse, floriculture, and sod	1	(D)
Cut Christmas trees and short rotation woody crops	-	-
Other crops and hay	6	(D)
Poultry and eggs	7	2
Cattle and calves	11	(D)
Milk and other dairy products from cows	-	-
Hogs and pigs	6	(D)
Sheep, goats, and their products	14	7
Horses, ponies, mules, burros, and donkeys	26	91
Aquaculture	-	-
Other animals and other animal products	5	10
TOP CROP ITEMS (acres)		
Forage - land used for all hay and haylage, grass silage, and greenchop	17	337
Peaches, all	3	5
Apples	1	(D)
Pears, all	1	(D)
Floriculture crops, total	1	(D)
TOP LIVESTOCK INVENTORY ITEMS (number)		
Cattle and calves	16	488
Horses and ponies	43	332
Goats, all	16	208
Layers	10	131
Geese	4	(D)

Operator Characteristics

Item	Quantity
Primary occupation:	
Farming	31
Other	36
Days worked off farm:	
None	19
Any	48
Years on present farm:	
2 years or less	2
3 to 4 years	6
5 to 9 years	26
10 years or more	33
Age group:	
Under 45 years	12
45 to 64 years	40
65 years and over	15
Average age of principal operator (years)	52.8

Economic Characteristics

Item	Quantity
Farms by value of sales:	
Less than \$1,000	35
\$1,000 to \$2,499	16
\$2,500 to \$4,999	5
\$5,000 to \$9,999	3
\$10,000 to \$49,999	6
\$50,000 to \$99,999	2
\$100,000 to \$249,999	-
\$250,000 to \$499,999	-
\$500,000 or more	-
Total farm production expenses (\$1,000)	1,041
Average per farm (\$)	15,535
Net cash farm income of operation (\$1,000)	-672
Average per farm (\$)	-10,024
Value of agricultural products sold directly to individuals for human consumption (\$1,000)	-
Total organic product sales (\$1,000)	-
Total income from farm-related sources, gross before taxes and expenses (\$1,000)	85

See "Census of Agriculture, Volume 1, Geographic Area Series" for complete footnotes, explanations, definitions, and methodology.
(D) Cannot be disclosed. (Z) Less than half of the unit shown.

2007 CENSUS OF AGRICULTURE

Rockwall County – Texas

Farms with Spanish, Hispanic, or Latino Operators Compared with All Farms



Data are not available at this geographic level for farms with Spanish, Hispanic, or Latino operators.



United States Department of Agriculture
National Agricultural Statistics Service

www.agcensus.usda.gov

2007 CENSUS OF AGRICULTURE

Rockwall County – Texas

Farms with American Indian or Alaska Native Operators Compared with All Farms



Data are not available at this geographic level for farms with American Indian or Alaska Native operators.



United States Department of Agriculture
National Agricultural Statistics Service

www.agcensus.usda.gov

2007 CENSUS *OF* AGRICULTURE

Rockwall County – Texas

**Farms with Asian Operators
Compared with All Farms**



Data are not available at this geographic level for farms with Asian operators.



United States Department of Agriculture
National Agricultural Statistics Service

www.agcensus.usda.gov

2007 CENSUS OF AGRICULTURE

Rockwall County – Texas

Farms with Black or African American Operators Compared with All Farms



Data are not available at this geographic level for farms with Black or African American operators.



United States Department of Agriculture
National Agricultural Statistics Service

www.agcensus.usda.gov

2007 CENSUS OF AGRICULTURE

Rockwall County – Texas

Farms with Native Hawaiian or Other Pacific Islander Operators Compared with All Farms



Data are not available at this geographic level for farms with Native Hawaiian or Other Pacific Islander operators.



United States Department of Agriculture
National Agricultural Statistics Service

www.agcensus.usda.gov

2007 CENSUS OF AGRICULTURE

Rockwall County – Texas

Farms with White Operators
Compared with All Farms



Data are not available at this geographic level for farms with White operators.



United States Department of Agriculture
National Agricultural Statistics Service

www.agcensus.usda.gov

