

# 2007 CENSUS OF AGRICULTURE



## Schleicher County – Texas

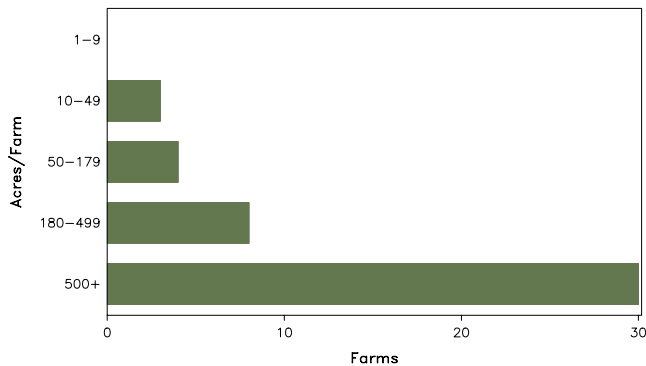
### Farms with Women Principal Operators Compared with All Farms

	Women Principal Operators	All Farms
<b>Number of Farms</b>	45	332
<b>Land in Farms</b>	96,021 acres	800,596 acres
<b>Average Size of Farm</b>	2,134 acres	2,411 acres
<b>Market Value of Products Sold</b>	\$846,000	\$13,606,000
Crop Sales	\$40,000	\$3,270,000
Livestock Sales	\$807,000	\$10,336,000
Average Per Farm	\$18,806	\$40,982
<b>Government Payments</b>	\$95,000	\$1,719,000
Average Per Farm Receiving Payments	\$5,614	\$12,732

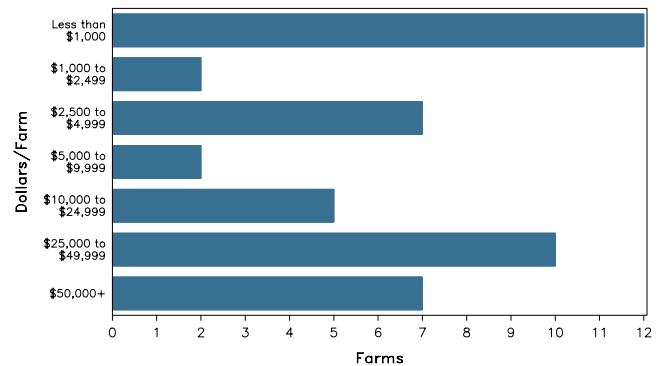
See footnotes on reverse page.

### Farms with Women Principal Operators

Farms by Size



Farms by Economic Size



# 2007 CENSUS OF AGRICULTURE

## Schleicher County – Texas Farms with Women Principal Operators

### Selected Highlights

Item	Farms	Quantity
<b>MARKET VALUE OF AGRICULTURAL PRODUCTS SOLD (\$1,000)</b>		
Total value of agricultural products sold	45	846
Value of crops including nursery and greenhouse	6	40
Value of livestock, poultry, and their products	35	807
<b>VALUE OF SALES BY COMMODITY GROUP (\$1,000)</b>		
Grains, oilseeds, dry beans, and dry peas	4	(D)
Tobacco	-	-
Cotton and cottonseed	-	-
Vegetables, melons, potatoes and sweet potatoes	-	-
Fruits, tree nuts, and berries	1	(D)
Nursery, greenhouse, floriculture, and sod	-	-
Cut Christmas trees and short rotation woody crops	-	-
Other crops and hay	1	(D)
Poultry and eggs	2	(D)
Cattle and calves	24	567
Milk and other dairy products from cows	-	-
Hogs and pigs	1	(D)
Sheep, goats, and their products	24	235
Horses, ponies, mules, burros, and donkeys	3	4
Aquaculture	-	-
Other animals and other animal products	1	(D)
<b>TOP CROP ITEMS (acres)</b>		
Forage - land used for all hay and haylage, grass silage, and greenchop	2	(D)
Oats for grain	3	(D)
Wheat for grain, all	3	206
Sorghum for grain	1	(D)
Pecans, all	1	(D)
<b>TOP LIVESTOCK INVENTORY ITEMS (number)</b>		
Goats, all	22	3,961
Sheep and lambs	15	2,140
Cattle and calves	26	1,951
Quail	2	(D)
Horses and ponies	18	85

### Operator Characteristics

Item	Quantity
Primary occupation:	
Farming	33
Other	12
Days worked off farm:	
None	23
Any	22
Years on present farm:	
2 years or less	-
3 to 4 years	5
5 to 9 years	14
10 years or more	26
Age group:	
Under 45 years	2
45 to 64 years	28
65 years and over	15
Average age of principal operator (years)	63.4

### Economic Characteristics

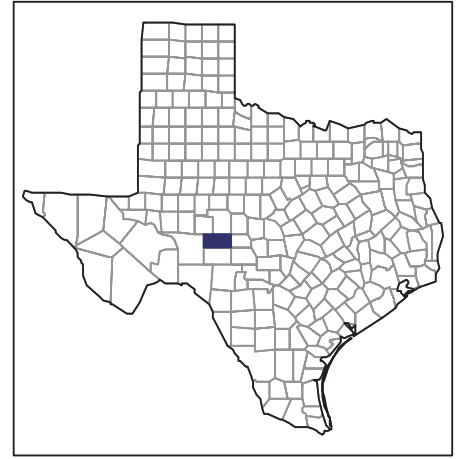
Item	Quantity
Farms by value of sales:	
Less than \$1,000	12
\$1,000 to \$2,499	2
\$2,500 to \$4,999	7
\$5,000 to \$9,999	3
\$10,000 to \$49,999	17
\$50,000 to \$99,999	4
\$100,000 to \$249,999	-
\$250,000 to \$499,999	-
\$500,000 or more	-
Total farm production expenses (\$1,000)	1,597
Average per farm (\$)	35,488
Net cash farm income of operation (\$1,000)	-396
Average per farm (\$)	-8,810
Value of agricultural products sold directly to individuals for human consumption (\$1,000)	-
Total organic product sales (\$1,000)	-
Total income from farm-related sources, gross before taxes and expenses (\$1,000)	259

See "Census of Agriculture, Volume 1, Geographic Area Series" for complete footnotes, explanations, definitions, and methodology.  
(D) Cannot be disclosed. (Z) Less than half of the unit shown.

# 2007 CENSUS OF AGRICULTURE

## Schleicher County – Texas

### Farms with Spanish, Hispanic, or Latino Operators Compared with All Farms



Data are not available at this geographic level for farms with Spanish, Hispanic, or Latino operators.



United States Department of Agriculture  
National Agricultural Statistics Service

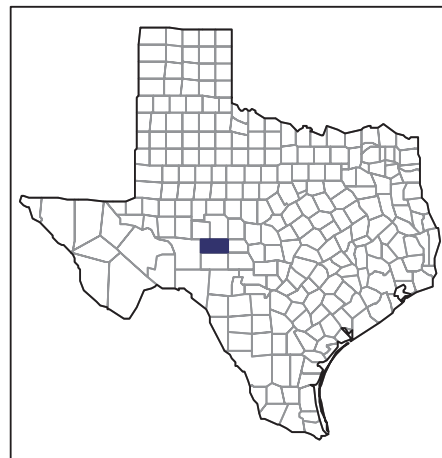
[www.agcensus.usda.gov](http://www.agcensus.usda.gov)



# 2007 CENSUS OF AGRICULTURE

## Schleicher County – Texas

### Farms with American Indian or Alaska Native Operators Compared with All Farms



Data are not available at this geographic level for farms with American Indian or Alaska Native operators.



United States Department of Agriculture  
National Agricultural Statistics Service

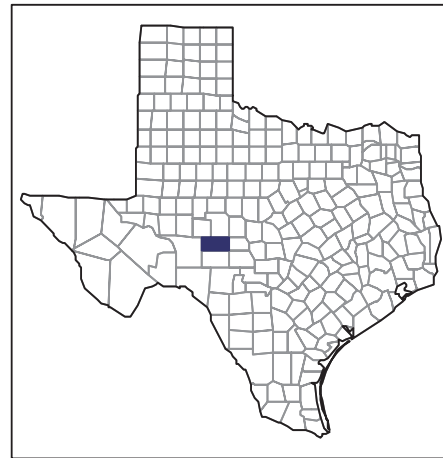
[www.agcensus.usda.gov](http://www.agcensus.usda.gov)



# 2007 CENSUS *OF* AGRICULTURE

**Schleicher County – Texas**

**Farms with Asian Operators  
Compared with All Farms**



**Data are not available at this geographic level for farms with Asian operators.**



United States Department of Agriculture  
National Agricultural Statistics Service

[www.agcensus.usda.gov](http://www.agcensus.usda.gov)





# 2007 CENSUS OF AGRICULTURE

## Schleicher County – Texas

### Farms with Black or African American Operators Compared with All Farms



Data are not available at this geographic level for farms with Black or African American operators.



United States Department of Agriculture  
National Agricultural Statistics Service

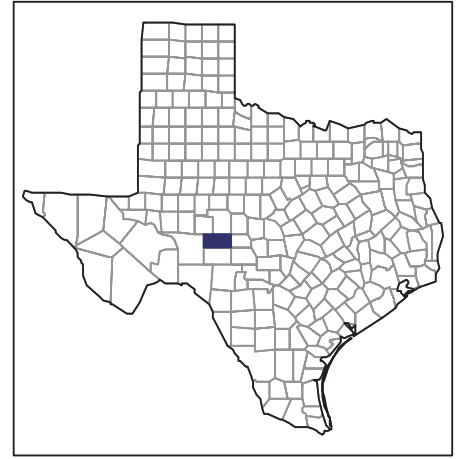
[www.agcensus.usda.gov](http://www.agcensus.usda.gov)



# 2007 CENSUS *OF* AGRICULTURE

## Schleicher County – Texas

### Farms with Native Hawaiian or Other Pacific Islander Operators Compared with All Farms



Data are not available at this geographic level for farms with Native Hawaiian or Other Pacific Islander operators.



United States Department of Agriculture  
National Agricultural Statistics Service

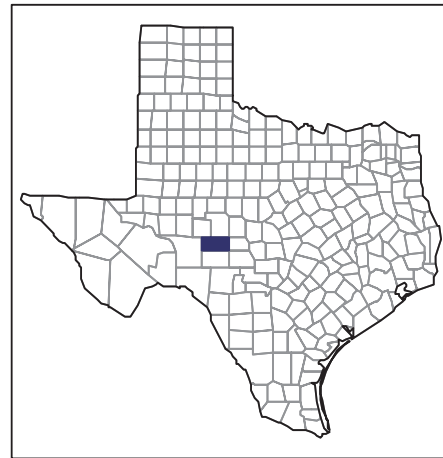
[www.agcensus.usda.gov](http://www.agcensus.usda.gov)



# 2007 CENSUS *OF* AGRICULTURE

**Schleicher County – Texas**

**Farms with White Operators  
Compared with All Farms**



**Data are not available at this geographic level for farms with White operators.**



United States Department of Agriculture  
National Agricultural Statistics Service

[www.agcensus.usda.gov](http://www.agcensus.usda.gov)

