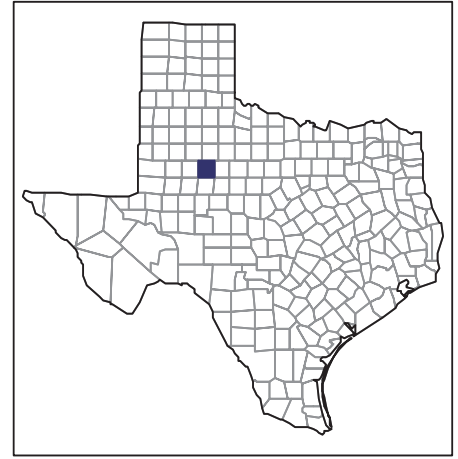


2007 CENSUS OF AGRICULTURE



Scurry County – Texas

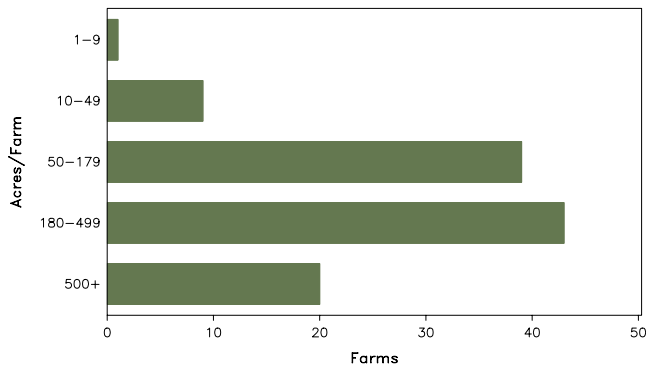
Farms with Women Principal Operators Compared with All Farms

	Women Principal Operators	All Farms
Number of Farms	112	681
Land in Farms	53,033 acres	519,550 acres
Average Size of Farm	474 acres	763 acres
Market Value of Products Sold	\$831,000	\$43,434,000
Crop Sales	\$253,000	\$28,211,000
Livestock Sales	\$578,000	\$15,223,000
Average Per Farm	\$7,418	\$63,780
Government Payments	\$762,000	\$6,440,000
Average Per Farm Receiving Payments	\$7,541	\$14,092

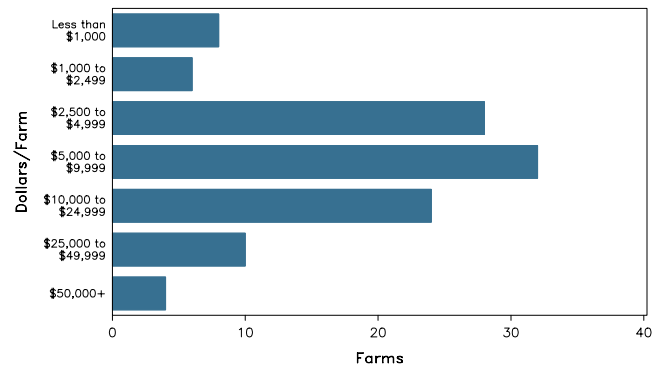
See footnotes on reverse page.

Farms with Women Principal Operators

Farms by Size



Farms by Economic Size



2007 CENSUS OF AGRICULTURE

Scurry County – Texas Farms with Women Principal Operators

Selected Highlights

Item	Farms	Quantity
MARKET VALUE OF AGRICULTURAL PRODUCTS SOLD (\$1,000)		
Total value of agricultural products sold	112	831
Value of crops including nursery and greenhouse	14	253
Value of livestock, poultry, and their products	32	578
VALUE OF SALES BY COMMODITY GROUP (\$1,000)		
Grains, oilseeds, dry beans, and dry peas	4	(D)
Tobacco	-	-
Cotton and cottonseed	2	(D)
Vegetables, melons, potatoes and sweet potatoes	1	(D)
Fruits, tree nuts, and berries	-	-
Nursery, greenhouse, floriculture, and sod	1	(D)
Cut Christmas trees and short rotation woody crops	-	-
Other crops and hay	8	41
Poultry and eggs	-	-
Cattle and calves	27	558
Milk and other dairy products from cows	-	-
Hogs and pigs	2	(D)
Sheep, goats, and their products	4	(D)
Horses, ponies, mules, burros, and donkeys	4	7
Aquaculture	-	-
Other animals and other animal products	-	-
TOP CROP ITEMS (acres)		
Forage - land used for all hay and haylage, grass silage, and greenchop	16	990
Cotton, all	2	(D)
Wheat for grain, all	4	134
Vegetables harvested for sale	1	(D)
TOP LIVESTOCK INVENTORY ITEMS (number)		
Cattle and calves	33	1,802
Goats, all	6	173
Horses and ponies	17	52
Hogs and pigs	2	(D)
Mules, burros, and donkeys	6	19

Operator Characteristics

Item	Quantity
Primary occupation:	
Farming	30
Other	82
Days worked off farm:	
None	73
Any	39
Years on present farm:	
2 years or less	8
3 to 4 years	12
5 to 9 years	23
10 years or more	69
Age group:	
Under 45 years	14
45 to 64 years	30
65 years and over	68
Average age of principal operator (years)	67.0

Economic Characteristics

Item	Quantity
Farms by value of sales:	
Less than \$1,000	76
\$1,000 to \$2,499	6
\$2,500 to \$4,999	3
\$5,000 to \$9,999	11
\$10,000 to \$49,999	12
\$50,000 to \$99,999	1
\$100,000 to \$249,999	3
\$250,000 to \$499,999	-
\$500,000 or more	-
Total farm production expenses (\$1,000)	1,406
Average per farm (\$)	12,555
Net cash farm income of operation (\$1,000)	379
Average per farm (\$)	3,386
Value of agricultural products sold directly to individuals for human consumption (\$1,000)	(D)
Total organic product sales (\$1,000)	-
Total income from farm-related sources, gross before taxes and expenses (\$1,000)	193

See "Census of Agriculture, Volume 1, Geographic Area Series" for complete footnotes, explanations, definitions, and methodology.
(D) Cannot be disclosed. (Z) Less than half of the unit shown.

2007 CENSUS OF AGRICULTURE

Scurry County – Texas

Farms with Spanish, Hispanic, or Latino Operators Compared with All Farms



Data are not available at this geographic level for farms with Spanish, Hispanic, or Latino operators.



United States Department of Agriculture
National Agricultural Statistics Service

www.agcensus.usda.gov

2007 CENSUS OF AGRICULTURE

Scurry County – Texas

Farms with American Indian or Alaska Native Operators Compared with All Farms



Data are not available at this geographic level for farms with American Indian or Alaska Native operators.



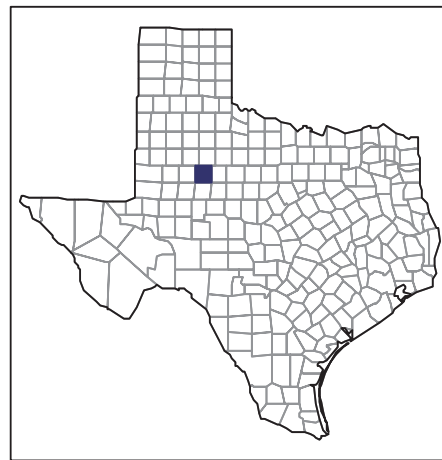
United States Department of Agriculture
National Agricultural Statistics Service

www.agcensus.usda.gov

2007 CENSUS *OF* AGRICULTURE

Scurry County – Texas

**Farms with Asian Operators
Compared with All Farms**



Data are not available at this geographic level for farms with Asian operators.



United States Department of Agriculture
National Agricultural Statistics Service

www.agcensus.usda.gov

2007 CENSUS OF AGRICULTURE

Scurry County – Texas

Farms with Black or African American Operators Compared with All Farms



Data are not available at this geographic level for farms with Black or African American operators.



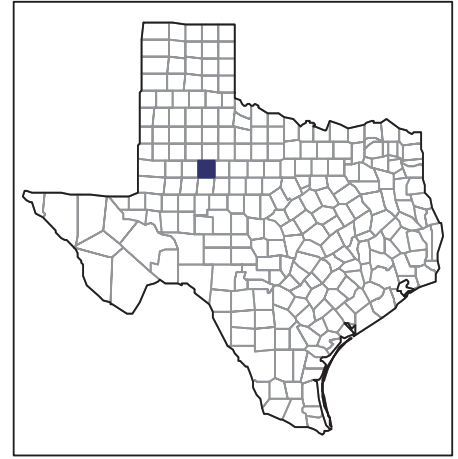
United States Department of Agriculture
National Agricultural Statistics Service

www.agcensus.usda.gov

2007 CENSUS *OF* AGRICULTURE

Scurry County – Texas

Farms with Native Hawaiian or Other Pacific Islander Operators Compared with All Farms



Data are not available at this geographic level for farms with Native Hawaiian or Other Pacific Islander operators.



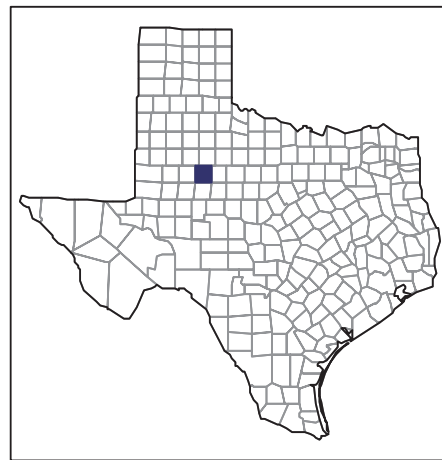
United States Department of Agriculture
National Agricultural Statistics Service

www.agcensus.usda.gov

2007 CENSUS *OF* AGRICULTURE

Scurry County – Texas

**Farms with White Operators
Compared with All Farms**



Data are not available at this geographic level for farms with White operators.



United States Department of Agriculture
National Agricultural Statistics Service

www.agcensus.usda.gov

