

2007 CENSUS OF AGRICULTURE



Shackelford County – Texas

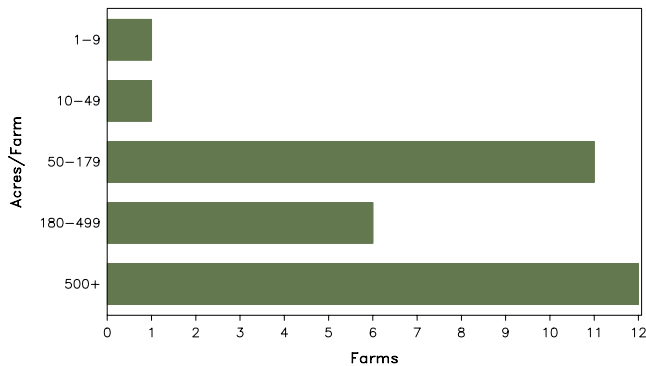
Farms with Women Principal Operators Compared with All Farms

	Women Principal Operators	All Farms
Number of Farms	31	254
Land in Farms	39,648 acres	552,390 acres
Average Size of Farm	1,279 acres	2,175 acres
Market Value of Products Sold	\$984,000	\$16,085,000
Crop Sales	(D)	\$2,075,000
Livestock Sales	(D)	\$14,010,000
Average Per Farm	\$31,739	\$63,327
Government Payments	\$62,000	\$1,049,000
Average Per Farm Receiving Payments	\$3,644	\$9,366

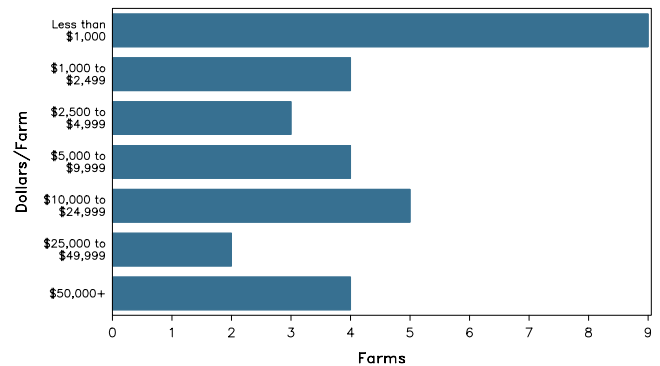
See footnotes on reverse page.

Farms with Women Principal Operators

Farms by Size



Farms by Economic Size



2007 CENSUS OF AGRICULTURE

Shackelford County – Texas Farms with Women Principal Operators

Selected Highlights

Item	Farms	Quantity
MARKET VALUE OF AGRICULTURAL PRODUCTS SOLD (\$1,000)		
Total value of agricultural products sold	31	984
Value of crops including nursery and greenhouse	2	(D)
Value of livestock, poultry, and their products	17	(D)
VALUE OF SALES BY COMMODITY GROUP (\$1,000)		
Grains, oilseeds, dry beans, and dry peas	1	(D)
Tobacco	-	-
Cotton and cottonseed	-	-
Vegetables, melons, potatoes and sweet potatoes	-	-
Fruits, tree nuts, and berries	-	-
Nursery, greenhouse, floriculture, and sod	-	-
Cut Christmas trees and short rotation woody crops	-	-
Other crops and hay	1	(D)
Poultry and eggs	2	(D)
Cattle and calves	14	856
Milk and other dairy products from cows	-	-
Hogs and pigs	-	-
Sheep, goats, and their products	-	-
Horses, ponies, mules, burros, and donkeys	3	(D)
Aquaculture	-	-
Other animals and other animal products	-	-
TOP CROP ITEMS (acres)		
Wheat for grain, all	1	(D)
Forage - land used for all hay and haylage, grass silage, and greenchop	6	266
Sorghum for grain	1	(D)
TOP LIVESTOCK INVENTORY ITEMS (number)		
Cattle and calves	14	1,854
Horses and ponies	15	143
Layers	2	(D)
Deer	1	(D)
Goats, all	1	(D)

Operator Characteristics

Item	Quantity
Primary occupation:	
Farming	11
Other	20
Days worked off farm:	
None	17
Any	14
Years on present farm:	
2 years or less	-
3 to 4 years	2
5 to 9 years	9
10 years or more	20
Age group:	
Under 45 years	3
45 to 64 years	10
65 years and over	18
Average age of principal operator (years)	65.5

Economic Characteristics

Item	Quantity
Farms by value of sales:	
Less than \$1,000	14
\$1,000 to \$2,499	3
\$2,500 to \$4,999	3
\$5,000 to \$9,999	2
\$10,000 to \$49,999	5
\$50,000 to \$99,999	1
\$100,000 to \$249,999	2
\$250,000 to \$499,999	1
\$500,000 or more	-
Total farm production expenses (\$1,000)	740
Average per farm (\$)	23,870
Net cash farm income of operation (\$1,000)	353
Average per farm (\$)	11,386
Value of agricultural products sold directly to individuals for human consumption (\$1,000)	-
Total organic product sales (\$1,000)	(D)
Total income from farm-related sources, gross before taxes and expenses (\$1,000)	47

See "Census of Agriculture, Volume 1, Geographic Area Series" for complete footnotes, explanations, definitions, and methodology.
(D) Cannot be disclosed. (Z) Less than half of the unit shown.

2007 CENSUS OF AGRICULTURE

Shackelford County – Texas

Farms with Spanish, Hispanic, or Latino Operators Compared with All Farms



Data are not available at this geographic level for farms with Spanish, Hispanic, or Latino operators.



United States Department of Agriculture
National Agricultural Statistics Service

www.agcensus.usda.gov

2007 CENSUS OF AGRICULTURE

Shackelford County – Texas

Farms with American Indian or Alaska Native Operators Compared with All Farms



Data are not available at this geographic level for farms with American Indian or Alaska Native operators.



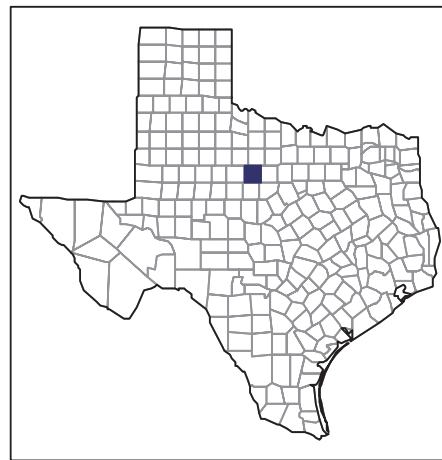
United States Department of Agriculture
National Agricultural Statistics Service

www.agcensus.usda.gov

2007 CENSUS OF AGRICULTURE

Shackelford County – Texas

Farms with Asian Operators Compared with All Farms



Data are not available at this geographic level for farms with Asian operators.



United States Department of Agriculture
National Agricultural Statistics Service

www.agcensus.usda.gov

2007 CENSUS OF AGRICULTURE

Shackelford County – Texas

Farms with Black or African American Operators Compared with All Farms



Data are not available at this geographic level for farms with Black or African American operators.



United States Department of Agriculture
National Agricultural Statistics Service

www.agcensus.usda.gov

2007 CENSUS *OF* AGRICULTURE

Shackelford County – Texas

Farms with Native Hawaiian or Other Pacific Islander Operators Compared with All Farms



Data are not available at this geographic level for farms with Native Hawaiian or Other Pacific Islander operators.



United States Department of Agriculture
National Agricultural Statistics Service

www.agcensus.usda.gov

2007 CENSUS OF AGRICULTURE

Shackelford County – Texas

Farms with White Operators Compared with All Farms



Data are not available at this geographic level for farms with White operators.



United States Department of Agriculture
National Agricultural Statistics Service

www.agcensus.usda.gov

