

# 2007 CENSUS OF AGRICULTURE



## Stonewall County – Texas

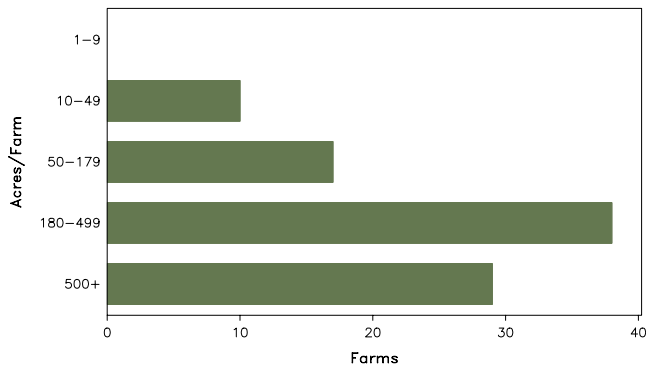
### Farms with Women Principal Operators Compared with All Farms

	Women Principal Operators	All Farms
<b>Number of Farms</b>	94	376
<b>Land in Farms</b>	52,744 acres	485,644 acres
<b>Average Size of Farm</b>	561 acres	1,292 acres
<b>Market Value of Products Sold</b>	\$639,000	\$13,741,000
Crop Sales	\$253,000	\$4,041,000
Livestock Sales	\$386,000	\$9,700,000
Average Per Farm	\$6,798	\$36,546
<b>Government Payments</b>	\$449,000	\$2,550,000
Average Per Farm Receiving Payments	\$5,416	\$8,733

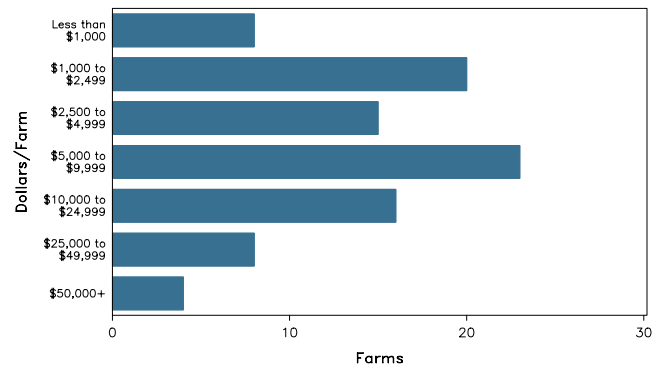
See footnotes on reverse page.

### Farms with Women Principal Operators

Farms by Size



Farms by Economic Size



# 2007 CENSUS OF AGRICULTURE

## Stonewall County – Texas Farms with Women Principal Operators

### Selected Highlights

Item	Farms	Quantity
<b>MARKET VALUE OF AGRICULTURAL PRODUCTS SOLD (\$1,000)</b>		
Total value of agricultural products sold	94	639
Value of crops including nursery and greenhouse	8	253
Value of livestock, poultry, and their products	30	386
<b>VALUE OF SALES BY COMMODITY GROUP (\$1,000)</b>		
Grains, oilseeds, dry beans, and dry peas	6	(D)
Tobacco	-	-
Cotton and cottonseed	3	152
Vegetables, melons, potatoes and sweet potatoes	-	-
Fruits, tree nuts, and berries	-	-
Nursery, greenhouse, floriculture, and sod	-	-
Cut Christmas trees and short rotation woody crops	-	-
Other crops and hay	3	(D)
Poultry and eggs	2	(D)
Cattle and calves	25	(D)
Milk and other dairy products from cows	-	-
Hogs and pigs	1	(D)
Sheep, goats, and their products	2	(D)
Horses, ponies, mules, burros, and donkeys	3	12
Aquaculture	-	-
Other animals and other animal products	2	(D)
<b>TOP CROP ITEMS (acres)</b>		
Forage - land used for all hay and haylage, grass silage, and greenchop	7	402
Sorghum for grain	3	(D)
Wheat for grain, all	2	(D)
Cotton, all	3	171
Sorghum for silage or greenchop	1	(D)
<b>TOP LIVESTOCK INVENTORY ITEMS (number)</b>		
Cattle and calves	25	937
Horses and ponies	14	103
Goats, all	2	(D)
Layers	2	(D)
Hogs and pigs	1	(D)

### Operator Characteristics

Item	Quantity
Primary occupation:	
Farming	21
Other	73
Days worked off farm:	
None	41
Any	53
Years on present farm:	
2 years or less	4
3 to 4 years	8
5 to 9 years	17
10 years or more	65
Age group:	
Under 45 years	4
45 to 64 years	41
65 years and over	49
Average age of principal operator (years)	66.0

### Economic Characteristics

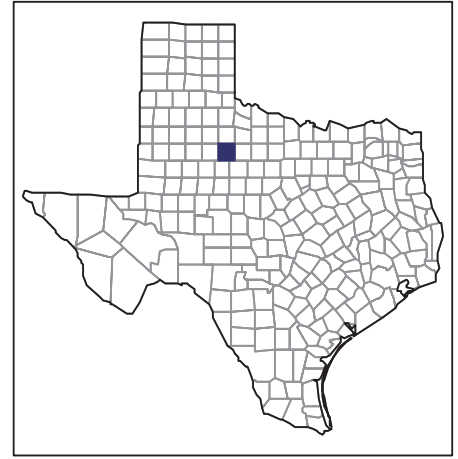
Item	Quantity
Farms by value of sales:	
Less than \$1,000	63
\$1,000 to \$2,499	5
\$2,500 to \$4,999	7
\$5,000 to \$9,999	2
\$10,000 to \$49,999	13
\$50,000 to \$99,999	3
\$100,000 to \$249,999	1
\$250,000 to \$499,999	-
\$500,000 or more	-
Total farm production expenses (\$1,000)	999
Average per farm (\$)	10,624
Net cash farm income of operation (\$1,000)	271
Average per farm (\$)	2,884
Value of agricultural products sold directly to individuals for human consumption (\$1,000)	(D)
Total organic product sales (\$1,000)	-
Total income from farm-related sources, gross before taxes and expenses (\$1,000)	181

See "Census of Agriculture, Volume 1, Geographic Area Series" for complete footnotes, explanations, definitions, and methodology.  
(D) Cannot be disclosed. (Z) Less than half of the unit shown.

# 2007 CENSUS OF AGRICULTURE

## Stonewall County – Texas

### Farms with Spanish, Hispanic, or Latino Operators Compared with All Farms



Data are not available at this geographic level for farms with Spanish, Hispanic, or Latino operators.



United States Department of Agriculture  
National Agricultural Statistics Service

[www.agcensus.usda.gov](http://www.agcensus.usda.gov)



# 2007 CENSUS OF AGRICULTURE

## Stonewall County – Texas

### Farms with American Indian or Alaska Native Operators Compared with All Farms



Data are not available at this geographic level for farms with American Indian or Alaska Native operators.



United States Department of Agriculture  
National Agricultural Statistics Service

[www.agcensus.usda.gov](http://www.agcensus.usda.gov)



# 2007 CENSUS OF AGRICULTURE

## Stonewall County – Texas

### Farms with Asian Operators Compared with All Farms



Data are not available at this geographic level for farms with Asian operators.



United States Department of Agriculture  
National Agricultural Statistics Service

[www.agcensus.usda.gov](http://www.agcensus.usda.gov)

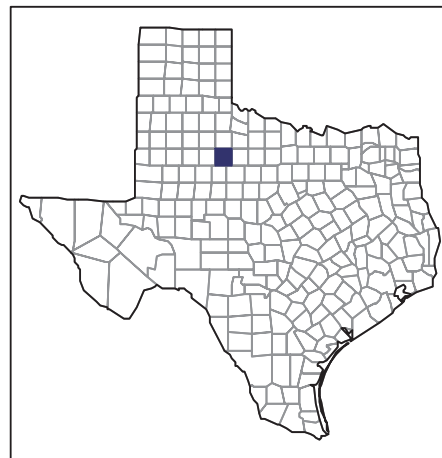




# 2007 CENSUS OF AGRICULTURE

## Stonewall County – Texas

### Farms with Black or African American Operators Compared with All Farms



Data are not available at this geographic level for farms with Black or African American operators.



United States Department of Agriculture  
National Agricultural Statistics Service

[www.agcensus.usda.gov](http://www.agcensus.usda.gov)



# 2007 CENSUS OF AGRICULTURE

## Stonewall County – Texas

### Farms with Native Hawaiian or Other Pacific Islander Operators Compared with All Farms



Data are not available at this geographic level for farms with Native Hawaiian or Other Pacific Islander operators.



United States Department of Agriculture  
National Agricultural Statistics Service

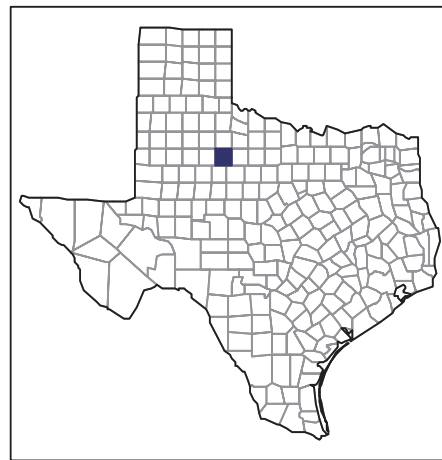
[www.agcensus.usda.gov](http://www.agcensus.usda.gov)



# 2007 CENSUS *OF* AGRICULTURE

## Stonewall County – Texas

### Farms with White Operators Compared with All Farms



Data are not available at this geographic level for farms with White operators.



United States Department of Agriculture  
National Agricultural Statistics Service

[www.agcensus.usda.gov](http://www.agcensus.usda.gov)

