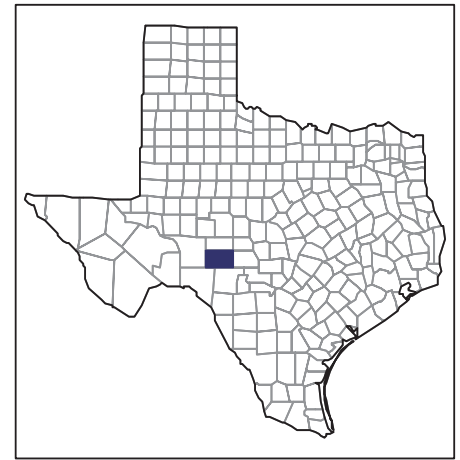


# 2007 CENSUS OF AGRICULTURE



## Sutton County – Texas

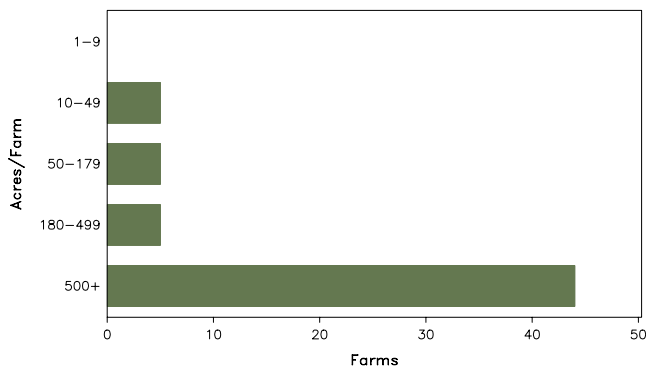
### Farms with Women Principal Operators Compared with All Farms

	Women Principal Operators	All Farms
<b>Number of Farms</b>	59	234
<b>Land in Farms</b>	239,700 acres	894,515 acres
<b>Average Size of Farm</b>	4,063 acres	3,823 acres
<b>Market Value of Products Sold</b>	\$2,492,000	\$9,613,000
Crop Sales	(D)	\$333,000
Livestock Sales	(D)	\$9,280,000
Average Per Farm	\$42,230	\$41,082
<b>Government Payments</b>	\$150,000	\$641,000
Average Per Farm Receiving Payments	\$6,509	\$10,509

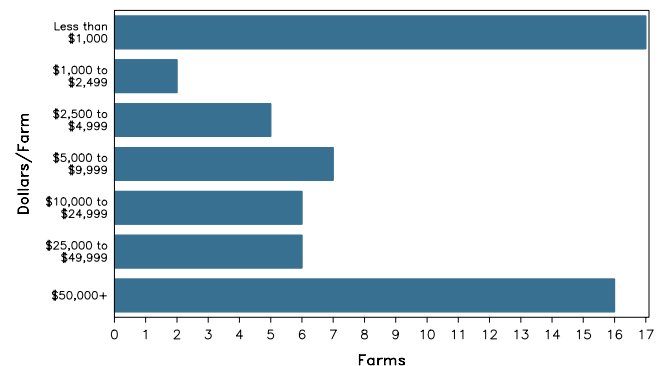
See footnotes on reverse page.

### Farms with Women Principal Operators

Farms by Size



Farms by Economic Size



# 2007 CENSUS OF AGRICULTURE

## Sutton County – Texas Farms with Women Principal Operators

### Selected Highlights

Item	Farms	Quantity
<b>MARKET VALUE OF AGRICULTURAL PRODUCTS SOLD (\$1,000)</b>		
Total value of agricultural products sold	59	2,492
Value of crops including nursery and greenhouse	2	(D)
Value of livestock, poultry, and their products	46	(D)
<b>VALUE OF SALES BY COMMODITY GROUP (\$1,000)</b>		
Grains, oilseeds, dry beans, and dry peas	1	(D)
Tobacco	-	-
Cotton and cottonseed	-	-
Vegetables, melons, potatoes and sweet potatoes	-	-
Fruits, tree nuts, and berries	1	(D)
Nursery, greenhouse, floriculture, and sod	-	-
Cut Christmas trees and short rotation woody crops	-	-
Other crops and hay	-	-
Poultry and eggs	1	(D)
Cattle and calves	29	1,263
Milk and other dairy products from cows	-	-
Hogs and pigs	-	-
Sheep, goats, and their products	36	808
Horses, ponies, mules, burros, and donkeys	5	24
Aquaculture	-	-
Other animals and other animal products	1	(D)
<b>TOP CROP ITEMS (acres)</b>		
Corn for grain	1	(D)
Oats for grain	1	(D)
Pecans, all	1	(D)
Forage - land used for all hay and haylage, grass silage, and greenchop	4	46
<b>TOP LIVESTOCK INVENTORY ITEMS (number)</b>		
Goats, all	36	17,989
Sheep and lambs	16	8,237
Cattle and calves	37	4,044
Horses and ponies	34	302
Deer	2	(D)

### Operator Characteristics

Item	Quantity
Primary occupation:	
Farming	29
Other	30
Days worked off farm:	
None	19
Any	40
Years on present farm:	
2 years or less	4
3 to 4 years	7
5 to 9 years	3
10 years or more	45
Age group:	
Under 45 years	-
45 to 64 years	35
65 years and over	24
Average age of principal operator (years)	64.9

### Economic Characteristics

Item	Quantity
Farms by value of sales:	
Less than \$1,000	17
\$1,000 to \$2,499	4
\$2,500 to \$4,999	6
\$5,000 to \$9,999	4
\$10,000 to \$49,999	14
\$50,000 to \$99,999	5
\$100,000 to \$249,999	8
\$250,000 to \$499,999	1
\$500,000 or more	-
Total farm production expenses (\$1,000)	4,570
Average per farm (\$)	77,462
Net cash farm income of operation (\$1,000)	-1,436
Average per farm (\$)	-24,339
Value of agricultural products sold directly to individuals for human consumption (\$1,000)	-
Total organic product sales (\$1,000)	(D)
Total income from farm-related sources, gross before taxes and expenses (\$1,000)	493

See "Census of Agriculture, Volume 1, Geographic Area Series" for complete footnotes, explanations, definitions, and methodology.  
(D) Cannot be disclosed. (Z) Less than half of the unit shown.

# 2007 CENSUS *OF* AGRICULTURE

## Sutton County – Texas

### Farms with Spanish, Hispanic, or Latino Operators Compared with All Farms



Data are not available at this geographic level for farms with Spanish, Hispanic, or Latino operators.



United States Department of Agriculture  
National Agricultural Statistics Service

[www.agcensus.usda.gov](http://www.agcensus.usda.gov)



# 2007 CENSUS OF AGRICULTURE

## Sutton County – Texas

### Farms with American Indian or Alaska Native Operators Compared with All Farms



Data are not available at this geographic level for farms with American Indian or Alaska Native operators.



United States Department of Agriculture  
National Agricultural Statistics Service

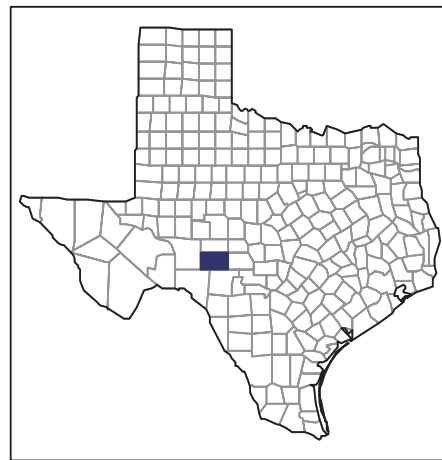
[www.agcensus.usda.gov](http://www.agcensus.usda.gov)



# 2007 CENSUS *OF* AGRICULTURE

**Sutton County – Texas**

**Farms with Asian Operators  
Compared with All Farms**



**Data are not available at this geographic level for farms with Asian operators.**



United States Department of Agriculture  
National Agricultural Statistics Service

[www.agcensus.usda.gov](http://www.agcensus.usda.gov)





# 2007 CENSUS OF AGRICULTURE

## Sutton County – Texas

### Farms with Black or African American Operators Compared with All Farms



Data are not available at this geographic level for farms with Black or African American operators.



United States Department of Agriculture  
National Agricultural Statistics Service

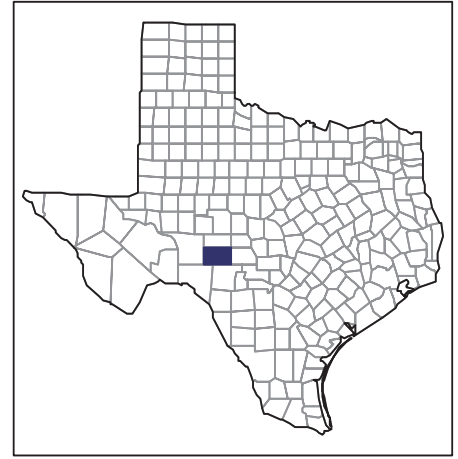
[www.agcensus.usda.gov](http://www.agcensus.usda.gov)



# 2007 CENSUS OF AGRICULTURE

## Sutton County – Texas

### Farms with Native Hawaiian or Other Pacific Islander Operators Compared with All Farms



Data are not available at this geographic level for farms with Native Hawaiian or Other Pacific Islander operators.



United States Department of Agriculture  
National Agricultural Statistics Service

[www.agcensus.usda.gov](http://www.agcensus.usda.gov)



# 2007 CENSUS *OF* AGRICULTURE

**Sutton County – Texas**

**Farms with White Operators  
Compared with All Farms**



**Data are not available at this geographic level for farms with White operators.**



United States Department of Agriculture  
National Agricultural Statistics Service

[www.agcensus.usda.gov](http://www.agcensus.usda.gov)

