

# 2007 CENSUS OF AGRICULTURE



## Terry County – Texas

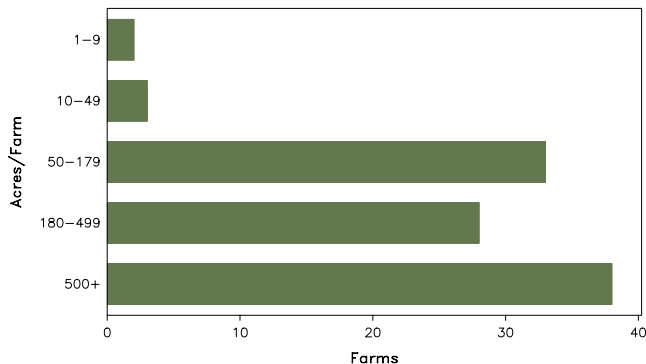
### Farms with Women Principal Operators Compared with All Farms

	Women Principal Operators	All Farms
<b>Number of Farms</b>	104	624
<b>Land in Farms</b>	45,397 acres	496,692 acres
<b>Average Size of Farm</b>	437 acres	796 acres
<b>Market Value of Products Sold</b>	\$3,426,000	\$124,795,000
Crop Sales	(D)	\$112,424,000
Livestock Sales	(D)	\$12,371,000
Average Per Farm	\$32,940	\$199,992
<b>Government Payments</b>	\$1,762,000	\$17,287,000
Average Per Farm Receiving Payments	\$18,166	\$33,309

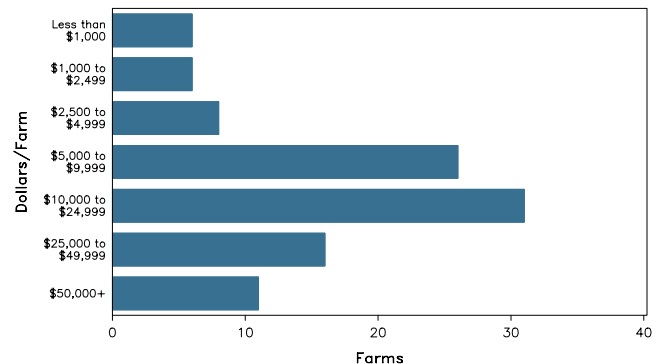
See footnotes on reverse page.

### Farms with Women Principal Operators

Farms by Size



Farms by Economic Size



# 2007 CENSUS OF AGRICULTURE

## Terry County – Texas Farms with Women Principal Operators

### Selected Highlights

Item	Farms	Quantity
<b>MARKET VALUE OF AGRICULTURAL PRODUCTS SOLD (\$1,000)</b>		
Total value of agricultural products sold	104	3,426
Value of crops including nursery and greenhouse	16	(D)
Value of livestock, poultry, and their products	3	(D)
<b>VALUE OF SALES BY COMMODITY GROUP (\$1,000)</b>		
Grains, oilseeds, dry beans, and dry peas	2	(D)
Tobacco	-	-
Cotton and cottonseed	11	3,083
Vegetables, melons, potatoes and sweet potatoes	-	-
Fruits, tree nuts, and berries	4	158
Nursery, greenhouse, floriculture, and sod	-	-
Cut Christmas trees and short rotation woody crops	-	-
Other crops and hay	3	(D)
Poultry and eggs	1	(D)
Cattle and calves	2	(D)
Milk and other dairy products from cows	-	-
Hogs and pigs	-	-
Sheep, goats, and their products	-	-
Horses, ponies, mules, burros, and donkeys	-	-
Aquaculture	-	-
Other animals and other animal products	-	-
<b>TOP CROP ITEMS (acres)</b>		
Cotton, all	11	7,720
Guar	1	(D)
Peanuts for nuts	2	(D)
Wheat for grain, all	2	(D)
Grapes	3	50
<b>TOP LIVESTOCK INVENTORY ITEMS (number)</b>		
Cattle and calves	4	76
Pullets for laying flock replacement	1	(D)
Rabbits and their pelts	1	(D)
Emus	1	(D)

### Operator Characteristics

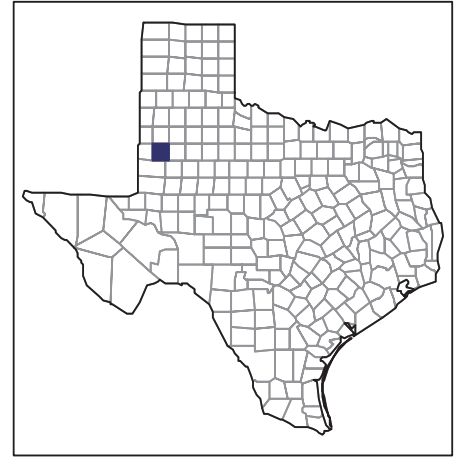
Item	Quantity
Primary occupation:	
Farming	18
Other	86
Days worked off farm:	
None	68
Any	36
Years on present farm:	
2 years or less	3
3 to 4 years	3
5 to 9 years	25
10 years or more	73
Age group:	
Under 45 years	3
45 to 64 years	29
65 years and over	72
Average age of principal operator (years)	72.9

### Economic Characteristics

Item	Quantity
Farms by value of sales:	
Less than \$1,000	87
\$1,000 to \$2,499	-
\$2,500 to \$4,999	1
\$5,000 to \$9,999	1
\$10,000 to \$49,999	4
\$50,000 to \$99,999	3
\$100,000 to \$249,999	2
\$250,000 to \$499,999	4
\$500,000 or more	2
Total farm production expenses (\$1,000)	2,817
Average per farm (\$)	27,091
Net cash farm income of operation (\$1,000)	2,937
Average per farm (\$)	28,237
Value of agricultural products sold directly to individuals for human consumption (\$1,000)	-
Total organic product sales (\$1,000)	-
Total income from farm-related sources, gross before taxes and expenses (\$1,000)	566

See "Census of Agriculture, Volume 1, Geographic Area Series" for complete footnotes, explanations, definitions, and methodology.  
(D) Cannot be disclosed. (Z) Less than half of the unit shown.

# 2007 CENSUS OF AGRICULTURE



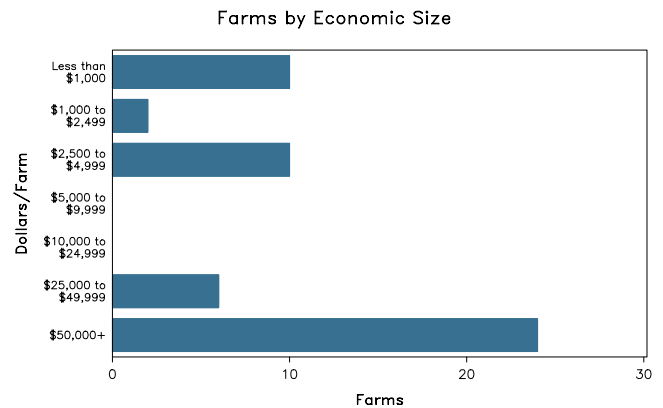
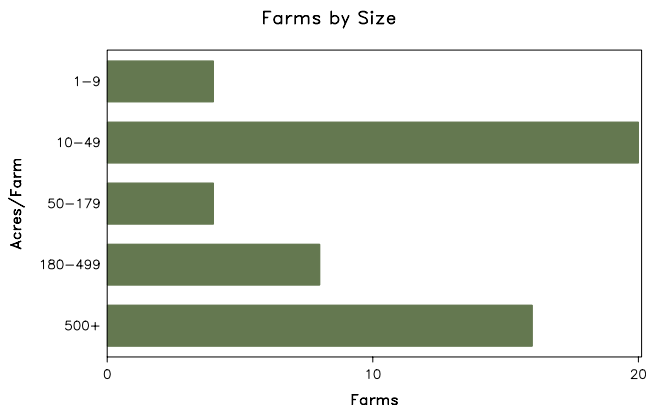
## Terry County – Texas

### Farms with Spanish, Hispanic, or Latino Operators Compared with All Farms

	Spanish, Hispanic, or Latino Operators	All Farms
<b>Number of Farm Operators</b> <sup>1</sup>	60	838
<b>Number of Farms</b>	52	624
<b>Land in Farms</b>	27,952 acres	496,692 acres
<b>Average Size of Farm</b>	538 acres	796 acres
<b>Market Value of Products Sold</b>	\$6,735,000	\$124,795,000
Crop Sales	\$6,692,000	\$112,424,000
Livestock Sales	\$43,000	\$12,371,000
Average Per Farm	\$129,517	\$199,992
<b>Government Payments</b>	\$1,080,000	\$17,287,000
Average Per Farm Receiving Payments	\$26,335	\$33,309

See footnotes on reverse page.

### Farms with Spanish, Hispanic, or Latino Operators



# 2007 CENSUS OF AGRICULTURE

## Terry County – Texas Farms with Spanish, Hispanic, or Latino Operators

### Selected Highlights

Item	Farms	Quantity
<b>MARKET VALUE OF AGRICULTURAL PRODUCTS SOLD (\$1,000)</b>		
Total value of agricultural products sold	52	6,735
Value of crops including nursery and greenhouse	30	6,692
Value of livestock, poultry, and their products	20	43
<b>VALUE OF SALES BY COMMODITY GROUP (\$1,000)</b>		
Grains, oilseeds, dry beans, and dry peas	8	(D)
Tobacco	-	-
Cotton and cottonseed	28	5,727
Vegetables, melons, potatoes and sweet potatoes	-	-
Fruits, tree nuts, and berries	-	-
Nursery, greenhouse, floriculture, and sod	-	-
Cut Christmas trees and short rotation woody crops	-	-
Other crops and hay	14	(D)
Poultry and eggs	7	1
Cattle and calves	7	34
Milk and other dairy products from cows	-	-
Hogs and pigs	-	-
Sheep, goats, and their products	8	9
Horses, ponies, mules, burros, and donkeys	-	-
Aquaculture	-	-
Other animals and other animal products	-	-
<b>TOP CROP ITEMS (acres)</b>		
Cotton, all	28	13,911
Sorghum for grain	8	1,630
Peanuts for nuts	10	995
Forage - land used for all hay and haylage, grass silage, and greenchop	9	455
Wheat for grain, all	4	360
<b>TOP LIVESTOCK INVENTORY ITEMS (number)</b>		
Goats, all	13	246
Cattle and calves	11	144
Horses and ponies	9	36
Layers	7	35
Hogs and pigs	5	5

### Operator Characteristics

Item	Quantity
Primary occupation:	
Farming	47
Other	13
Days worked off farm:	
None	6
Any	54
Years on present farm:	
2 years or less	4
3 to 4 years	17
5 to 9 years	18
10 years or more	21
Age group:	
Under 45 years	22
45 to 64 years	30
65 years and over	8
Average age (years)	50.5

### Economic Characteristics

Item	Quantity
Farms by value of sales:	
Less than \$1,000	18
\$1,000 to \$2,499	-
\$2,500 to \$4,999	4
\$5,000 to \$9,999	-
\$10,000 to \$49,999	6
\$50,000 to \$99,999	-
\$100,000 to \$249,999	12
\$250,000 to \$499,999	11
\$500,000 or more	1
Total farm production expenses (\$1,000)	4,882
Average per farm (\$)	93,879
Net cash farm income of operation (\$1,000)	3,515
Average per farm (\$)	67,604
Value of agricultural products sold directly to individuals for human consumption (\$1,000)	-
Total organic product sales (\$1,000)	-
Total income from farm-related sources, gross before taxes and expenses (\$1,000)	582

See "Census of Agriculture, Volume 1, Geographic Area Series" for complete footnotes, explanations, definitions, and methodology.

(D) Cannot be disclosed. (Z) Less than half of the unit shown.

<sup>1</sup> Data were collected for a maximum of three operators per farm.

# 2007 CENSUS OF AGRICULTURE

## Terry County – Texas

### Farms with American Indian or Alaska Native Operators Compared with All Farms



Data are not available at this geographic level for farms with American Indian or Alaska Native operators.



United States Department of Agriculture  
National Agricultural Statistics Service

[www.agcensus.usda.gov](http://www.agcensus.usda.gov)



# 2007 CENSUS OF AGRICULTURE

## Terry County – Texas

### Farms with Asian Operators Compared with All Farms



Data are not available at this geographic level for farms with Asian operators.



United States Department of Agriculture  
National Agricultural Statistics Service

[www.agcensus.usda.gov](http://www.agcensus.usda.gov)

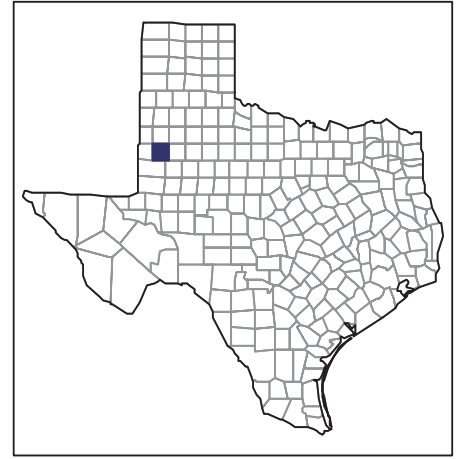




# 2007 CENSUS OF AGRICULTURE

## Terry County – Texas

### Farms with Black or African American Operators Compared with All Farms



Data are not available at this geographic level for farms with Black or African American operators.



United States Department of Agriculture  
National Agricultural Statistics Service

[www.agcensus.usda.gov](http://www.agcensus.usda.gov)



# 2007 CENSUS OF AGRICULTURE

## Terry County – Texas

### Farms with Native Hawaiian or Other Pacific Islander Operators Compared with All Farms



Data are not available at this geographic level for farms with Native Hawaiian or Other Pacific Islander operators.



United States Department of Agriculture  
National Agricultural Statistics Service

[www.agcensus.usda.gov](http://www.agcensus.usda.gov)



# 2007 CENSUS OF AGRICULTURE

## Terry County – Texas

### Farms with White Operators Compared with All Farms



Data are not available at this geographic level for farms with White operators.



United States Department of Agriculture  
National Agricultural Statistics Service

[www.agcensus.usda.gov](http://www.agcensus.usda.gov)

