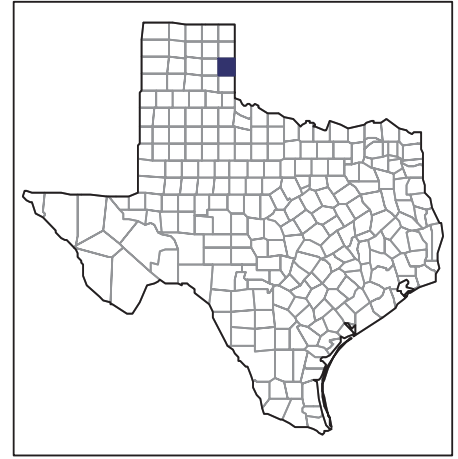


2007 CENSUS OF AGRICULTURE



Wheeler County – Texas

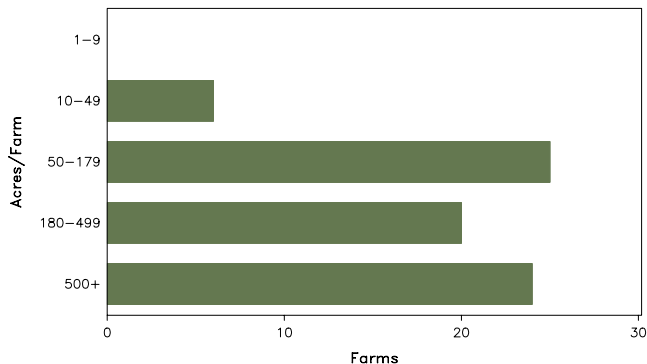
Farms with Women Principal Operators Compared with All Farms

	Women Principal Operators	All Farms
Number of Farms	75	507
Land in Farms	39,837 acres	583,522 acres
Average Size of Farm	531 acres	1,151 acres
Market Value of Products Sold	\$883,000	\$129,478,000
Crop Sales	\$74,000	\$7,925,000
Livestock Sales	\$809,000	\$121,552,000
Average Per Farm	\$11,767	\$255,380
Government Payments	\$340,000	\$3,608,000
Average Per Farm Receiving Payments	\$7,075	\$11,677

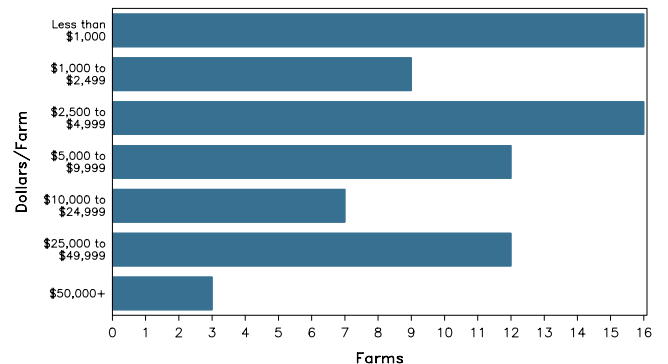
See footnotes on reverse page.

Farms with Women Principal Operators

Farms by Size



Farms by Economic Size



2007 CENSUS OF AGRICULTURE

Wheeler County – Texas Farms with Women Principal Operators

Selected Highlights

Item	Farms	Quantity
MARKET VALUE OF AGRICULTURAL PRODUCTS SOLD (\$1,000)		
Total value of agricultural products sold	75	883
Value of crops including nursery and greenhouse	4	74
Value of livestock, poultry, and their products	17	809
VALUE OF SALES BY COMMODITY GROUP (\$1,000)		
Grains, oilseeds, dry beans, and dry peas	-	-
Tobacco	-	-
Cotton and cottonseed	-	-
Vegetables, melons, potatoes and sweet potatoes	-	-
Fruits, tree nuts, and berries	-	-
Nursery, greenhouse, floriculture, and sod	-	-
Cut Christmas trees and short rotation woody crops	-	-
Other crops and hay	4	74
Poultry and eggs	-	-
Cattle and calves	17	(D)
Milk and other dairy products from cows	-	-
Hogs and pigs	-	-
Sheep, goats, and their products	1	(D)
Horses, ponies, mules, burros, and donkeys	1	(D)
Aquaculture	-	-
Other animals and other animal products	-	-
TOP CROP ITEMS (acres)		
Forage - land used for all hay and haylage, grass silage, and greenchop	8	703
Pecans, all	1	(D)
TOP LIVESTOCK INVENTORY ITEMS (number)		
Cattle and calves	20	1,357
Horses and ponies	6	26
Goats, all	1	(D)

Operator Characteristics

Item	Quantity
Primary occupation:	
Farming	17
Other	58
Days worked off farm:	
None	35
Any	40
Years on present farm:	
2 years or less	9
3 to 4 years	1
5 to 9 years	16
10 years or more	49
Age group:	
Under 45 years	4
45 to 64 years	34
65 years and over	37
Average age of principal operator (years)	65.7

Economic Characteristics

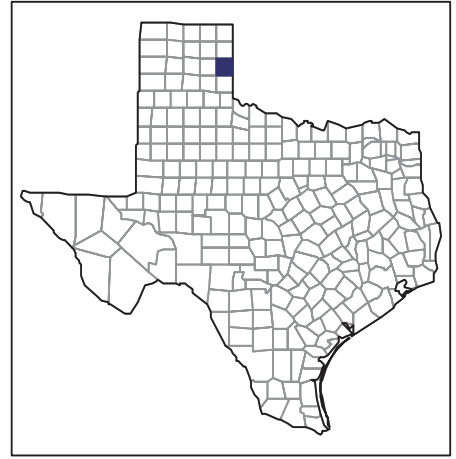
Item	Quantity
Farms by value of sales:	
Less than \$1,000	56
\$1,000 to \$2,499	1
\$2,500 to \$4,999	2
\$5,000 to \$9,999	3
\$10,000 to \$49,999	10
\$50,000 to \$99,999	1
\$100,000 to \$249,999	1
\$250,000 to \$499,999	1
\$500,000 or more	-
Total farm production expenses (\$1,000)	893
Average per farm (\$)	11,907
Net cash farm income of operation (\$1,000)	548
Average per farm (\$)	7,308
Value of agricultural products sold directly to individuals for human consumption (\$1,000)	(D)
Total organic product sales (\$1,000)	-
Total income from farm-related sources, gross before taxes and expenses (\$1,000)	219

See "Census of Agriculture, Volume 1, Geographic Area Series" for complete footnotes, explanations, definitions, and methodology.
(D) Cannot be disclosed. (Z) Less than half of the unit shown.

2007 CENSUS *OF* AGRICULTURE

Wheeler County – Texas

Farms with Spanish, Hispanic, or Latino Operators Compared with All Farms



Data are not available at this geographic level for farms with Spanish, Hispanic, or Latino operators.



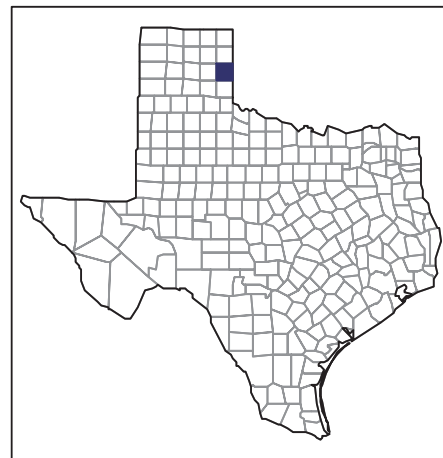
United States Department of Agriculture
National Agricultural Statistics Service

www.agcensus.usda.gov

2007 CENSUS OF AGRICULTURE

Wheeler County – Texas

Farms with American Indian or Alaska Native Operators Compared with All Farms



Data are not available at this geographic level for farms with American Indian or Alaska Native operators.



United States Department of Agriculture
National Agricultural Statistics Service

www.agcensus.usda.gov

2007 CENSUS OF AGRICULTURE

Wheeler County – Texas

Farms with Asian Operators Compared with All Farms



Data are not available at this geographic level for farms with Asian operators.



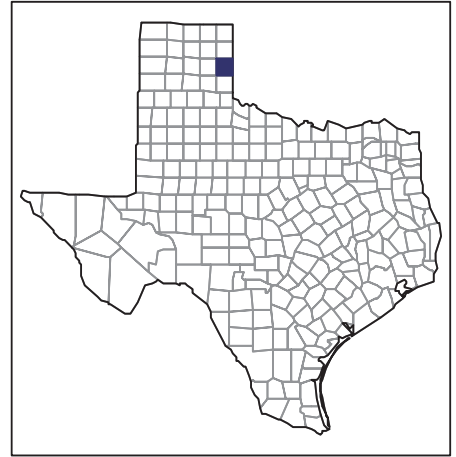
United States Department of Agriculture
National Agricultural Statistics Service

www.agcensus.usda.gov

2007 CENSUS OF AGRICULTURE

Wheeler County – Texas

Farms with Black or African American Operators Compared with All Farms



Data are not available at this geographic level for farms with Black or African American operators.



United States Department of Agriculture
National Agricultural Statistics Service

www.agcensus.usda.gov

2007 CENSUS OF AGRICULTURE

Wheeler County – Texas

Farms with Native Hawaiian or Other Pacific Islander Operators Compared with All Farms



Data are not available at this geographic level for farms with Native Hawaiian or Other Pacific Islander operators.



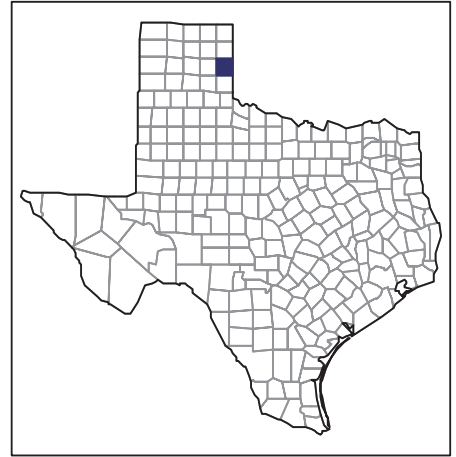
United States Department of Agriculture
National Agricultural Statistics Service

www.agcensus.usda.gov

2007 CENSUS *OF* AGRICULTURE

Wheeler County – Texas

Farms with White Operators Compared with All Farms



Data are not available at this geographic level for farms with White operators.



United States Department of Agriculture
National Agricultural Statistics Service

www.agcensus.usda.gov

