

2007 CENSUS OF AGRICULTURE



Wilbarger County – Texas

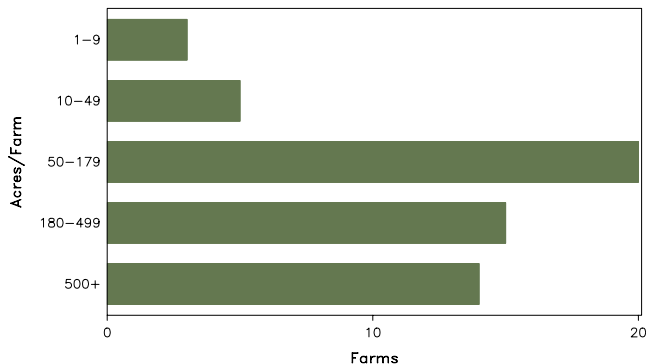
Farms with Women Principal Operators Compared with All Farms

	Women Principal Operators	All Farms
Number of Farms	57	461
Land in Farms	20,010 acres	613,873 acres
Average Size of Farm	351 acres	1,332 acres
Market Value of Products Sold	\$782,000	\$42,920,000
Crop Sales	\$552,000	\$28,567,000
Livestock Sales	\$230,000	\$14,353,000
Average Per Farm	\$13,724	\$93,102
Government Payments	\$249,000	\$5,072,000
Average Per Farm Receiving Payments	\$6,560	\$15,948

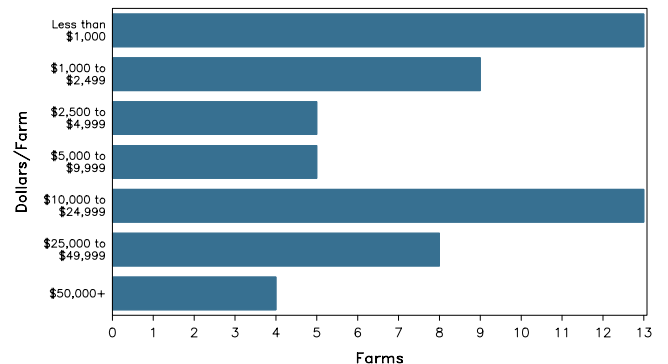
See footnotes on reverse page.

Farms with Women Principal Operators

Farms by Size



Farms by Economic Size



2007 CENSUS OF AGRICULTURE

Wilbarger County – Texas Farms with Women Principal Operators

Selected Highlights

Item	Farms	Quantity
MARKET VALUE OF AGRICULTURAL PRODUCTS SOLD (\$1,000)		
Total value of agricultural products sold	57	782
Value of crops including nursery and greenhouse	20	552
Value of livestock, poultry, and their products	17	230
VALUE OF SALES BY COMMODITY GROUP (\$1,000)		
Grains, oilseeds, dry beans, and dry peas	13	449
Tobacco	-	-
Cotton and cottonseed	2	(D)
Vegetables, melons, potatoes and sweet potatoes	-	-
Fruits, tree nuts, and berries	-	-
Nursery, greenhouse, floriculture, and sod	-	-
Cut Christmas trees and short rotation woody crops	-	-
Other crops and hay	7	(D)
Poultry and eggs	1	(D)
Cattle and calves	14	(D)
Milk and other dairy products from cows	-	-
Hogs and pigs	3	(D)
Sheep, goats, and their products	-	-
Horses, ponies, mules, burros, and donkeys	3	6
Aquaculture	-	-
Other animals and other animal products	-	-
TOP CROP ITEMS (acres)		
Wheat for grain, all	15	3,702
Forage - land used for all hay and haylage, grass silage, and greenchop	11	693
Cotton, all	2	(D)
Guar	1	(D)
Pecans, all	2	(D)
TOP LIVESTOCK INVENTORY ITEMS (number)		
Cattle and calves	22	1,130
Horses and ponies	8	171
Hogs and pigs	3	14
Layers	1	(D)
Mules, burros, and donkeys	1	(D)

Operator Characteristics

Item	Quantity
Primary occupation:	
Farming	17
Other	40
Days worked off farm:	
None	28
Any	29
Years on present farm:	
2 years or less	1
3 to 4 years	8
5 to 9 years	6
10 years or more	42
Age group:	
Under 45 years	6
45 to 64 years	16
65 years and over	35
Average age of principal operator (years)	67.0

Economic Characteristics

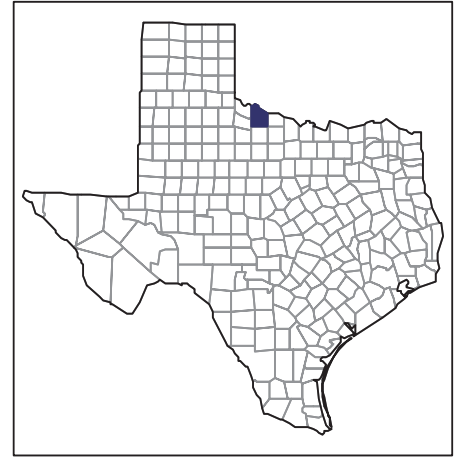
Item	Quantity
Farms by value of sales:	
Less than \$1,000	28
\$1,000 to \$2,499	4
\$2,500 to \$4,999	2
\$5,000 to \$9,999	4
\$10,000 to \$49,999	15
\$50,000 to \$99,999	2
\$100,000 to \$249,999	2
\$250,000 to \$499,999	-
\$500,000 or more	-
Total farm production expenses (\$1,000)	861
Average per farm (\$)	15,099
Net cash farm income of operation (\$1,000)	196
Average per farm (\$)	3,446
Value of agricultural products sold directly to individuals for human consumption (\$1,000)	-
Total organic product sales (\$1,000)	-
Total income from farm-related sources, gross before taxes and expenses (\$1,000)	26

See "Census of Agriculture, Volume 1, Geographic Area Series" for complete footnotes, explanations, definitions, and methodology.
(D) Cannot be disclosed. (Z) Less than half of the unit shown.

2007 CENSUS OF AGRICULTURE

Wilbarger County – Texas

Farms with Spanish, Hispanic, or Latino Operators Compared with All Farms



Data are not available at this geographic level for farms with Spanish, Hispanic, or Latino operators.



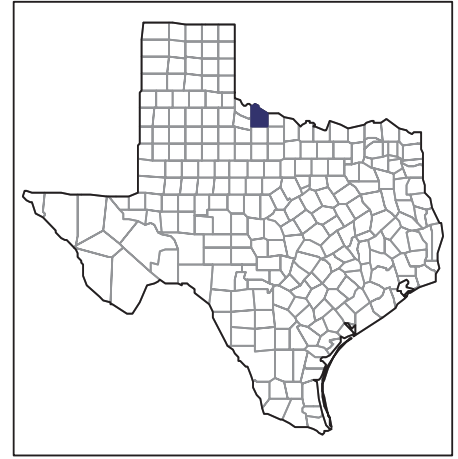
United States Department of Agriculture
National Agricultural Statistics Service

www.agcensus.usda.gov

2007 CENSUS OF AGRICULTURE

Wilbarger County – Texas

Farms with American Indian or Alaska Native Operators Compared with All Farms



Data are not available at this geographic level for farms with American Indian or Alaska Native operators.



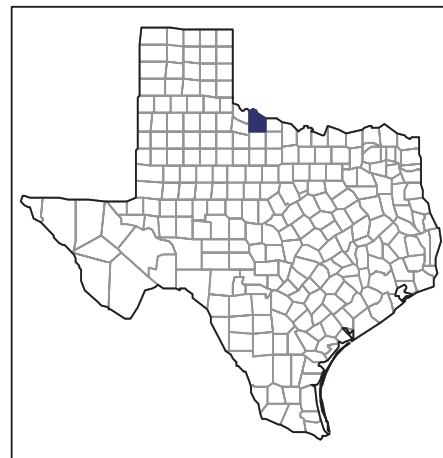
United States Department of Agriculture
National Agricultural Statistics Service

www.agcensus.usda.gov

2007 CENSUS OF AGRICULTURE

Wilbarger County – Texas

Farms with Asian Operators Compared with All Farms



Data are not available at this geographic level for farms with Asian operators.



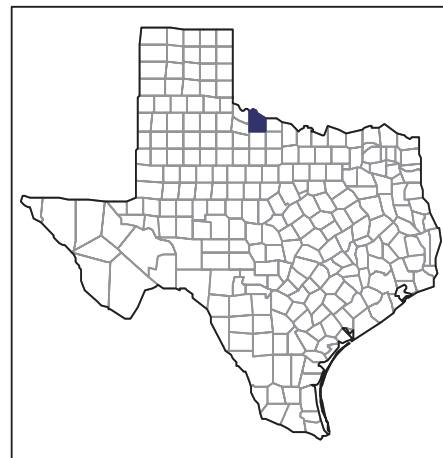
United States Department of Agriculture
National Agricultural Statistics Service

www.agcensus.usda.gov

2007 CENSUS OF AGRICULTURE

Wilbarger County – Texas

Farms with Black or African American Operators Compared with All Farms



Data are not available at this geographic level for farms with Black or African American operators.



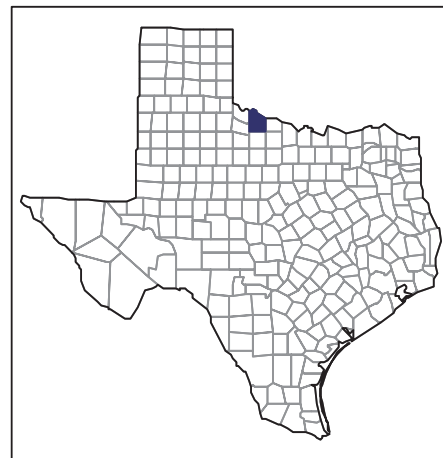
United States Department of Agriculture
National Agricultural Statistics Service

www.agcensus.usda.gov

2007 CENSUS OF AGRICULTURE

Wilbarger County – Texas

Farms with Native Hawaiian or Other Pacific Islander Operators Compared with All Farms



Data are not available at this geographic level for farms with Native Hawaiian or Other Pacific Islander operators.



United States Department of Agriculture
National Agricultural Statistics Service

www.agcensus.usda.gov

2007 CENSUS OF AGRICULTURE

Wilbarger County – Texas

Farms with White Operators Compared with All Farms



Data are not available at this geographic level for farms with White operators.



United States Department of Agriculture
National Agricultural Statistics Service

www.agcensus.usda.gov

