

2007 CENSUS OF AGRICULTURE



Yoakum County – Texas

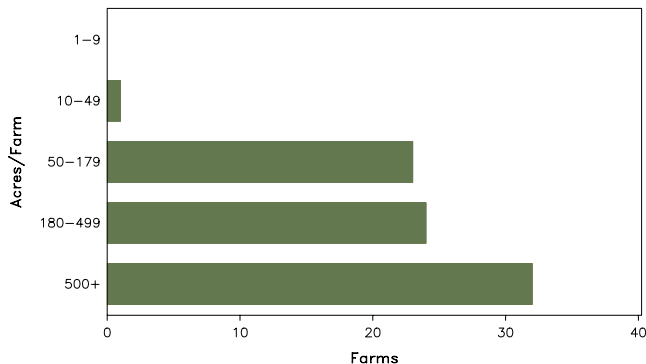
Farms with Women Principal Operators Compared with All Farms

	Women Principal Operators	All Farms
Number of Farms	80	348
Land in Farms	54,970 acres	443,540 acres
Average Size of Farm	687 acres	1,275 acres
Market Value of Products Sold	\$8,739,000	\$90,130,000
Crop Sales	(D)	\$81,198,000
Livestock Sales	(D)	\$8,932,000
Average Per Farm	\$109,238	\$258,995
Government Payments	\$1,147,000	\$11,394,000
Average Per Farm Receiving Payments	\$15,714	\$41,585

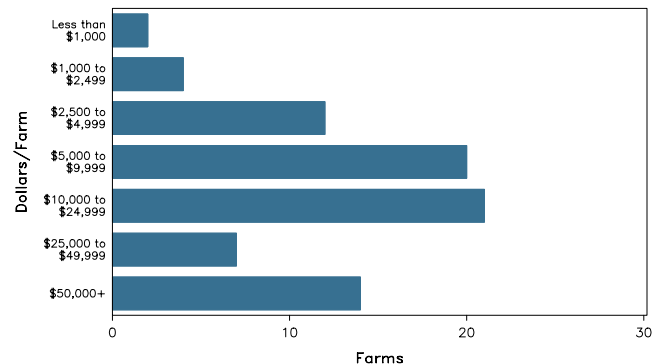
See footnotes on reverse page.

Farms with Women Principal Operators

Farms by Size



Farms by Economic Size



2007 CENSUS OF AGRICULTURE

Yoakum County – Texas Farms with Women Principal Operators

Selected Highlights

Item	Farms	Quantity
MARKET VALUE OF AGRICULTURAL PRODUCTS SOLD (\$1,000)		
Total value of agricultural products sold	80	8,739
Value of crops including nursery and greenhouse	11	(D)
Value of livestock, poultry, and their products	5	(D)
VALUE OF SALES BY COMMODITY GROUP (\$1,000)		
Grains, oilseeds, dry beans, and dry peas	2	(D)
Tobacco	-	-
Cotton and cottonseed	10	1,552
Vegetables, melons, potatoes and sweet potatoes	1	(D)
Fruits, tree nuts, and berries	-	-
Nursery, greenhouse, floriculture, and sod	-	-
Cut Christmas trees and short rotation woody crops	-	-
Other crops and hay	5	(D)
Poultry and eggs	1	(D)
Cattle and calves	5	(D)
Milk and other dairy products from cows	-	-
Hogs and pigs	-	-
Sheep, goats, and their products	-	-
Horses, ponies, mules, burros, and donkeys	1	(D)
Aquaculture	-	-
Other animals and other animal products	-	-
TOP CROP ITEMS (acres)		
Cotton, all	10	3,371
Peanuts for nuts	5	798
Forage - land used for all hay and haylage, grass silage, and greenchop	2	(D)
Wheat for grain, all	2	(D)
Sorghum for grain	1	(D)
TOP LIVESTOCK INVENTORY ITEMS (number)		
Cattle and calves	6	(D)
Quail	1	(D)
Horses and ponies	3	53
Ducks	1	(D)
Pigeons or squab	1	(D)

Operator Characteristics

Item	Quantity
Primary occupation:	
Farming	22
Other	58
Days worked off farm:	
None	51
Any	29
Years on present farm:	
2 years or less	4
3 to 4 years	6
5 to 9 years	18
10 years or more	52
Age group:	
Under 45 years	2
45 to 64 years	23
65 years and over	55
Average age of principal operator (years)	68.2

Economic Characteristics

Item	Quantity
Farms by value of sales:	
Less than \$1,000	65
\$1,000 to \$2,499	-
\$2,500 to \$4,999	-
\$5,000 to \$9,999	1
\$10,000 to \$49,999	2
\$50,000 to \$99,999	1
\$100,000 to \$249,999	7
\$250,000 to \$499,999	3
\$500,000 or more	1
Total farm production expenses (\$1,000)	4,435
Average per farm (\$)	55,440
Net cash farm income of operation (\$1,000)	5,970
Average per farm (\$)	74,623
Value of agricultural products sold directly to individuals for human consumption (\$1,000)	-
Total organic product sales (\$1,000)	-
Total income from farm-related sources, gross before taxes and expenses (\$1,000)	519

See "Census of Agriculture, Volume 1, Geographic Area Series" for complete footnotes, explanations, definitions, and methodology.
(D) Cannot be disclosed. (Z) Less than half of the unit shown.

2007 CENSUS OF AGRICULTURE

Yoakum County – Texas

Farms with Spanish, Hispanic, or Latino Operators Compared with All Farms



Data are not available at this geographic level for farms with Spanish, Hispanic, or Latino operators.



United States Department of Agriculture
National Agricultural Statistics Service

www.agcensus.usda.gov

2007 CENSUS OF AGRICULTURE

Yoakum County – Texas

Farms with American Indian or Alaska Native Operators Compared with All Farms



Data are not available at this geographic level for farms with American Indian or Alaska Native operators.



United States Department of Agriculture
National Agricultural Statistics Service

www.agcensus.usda.gov

2007 CENSUS OF AGRICULTURE

Yoakum County – Texas

Farms with Asian Operators Compared with All Farms



Data are not available at this geographic level for farms with Asian operators.



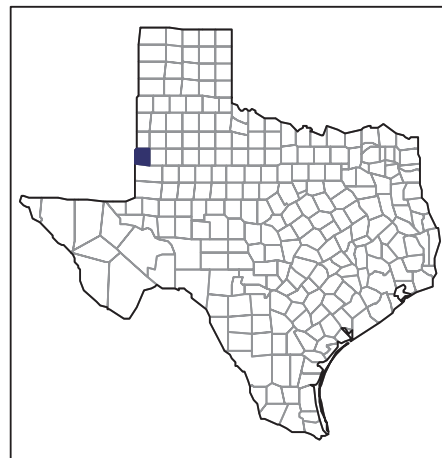
United States Department of Agriculture
National Agricultural Statistics Service

www.agcensus.usda.gov

2007 CENSUS *OF* AGRICULTURE

Yoakum County – Texas

Farms with Black or African American Operators Compared with All Farms



Data are not available at this geographic level for farms with Black or African American operators.



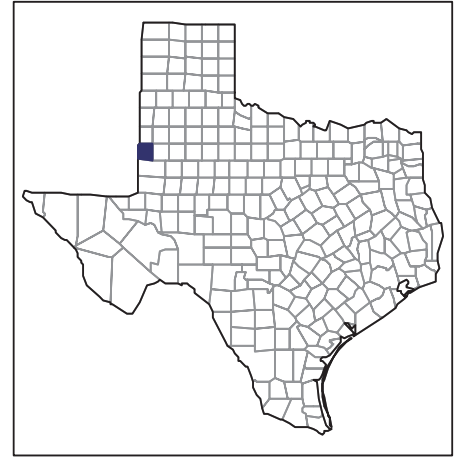
United States Department of Agriculture
National Agricultural Statistics Service

www.agcensus.usda.gov

2007 CENSUS *OF* AGRICULTURE

Yoakum County – Texas

Farms with Native Hawaiian or Other Pacific Islander Operators Compared with All Farms



Data are not available at this geographic level for farms with Native Hawaiian or Other Pacific Islander operators.



United States Department of Agriculture
National Agricultural Statistics Service

www.agcensus.usda.gov

2007 CENSUS *OF* AGRICULTURE

Yoakum County – Texas

Farms with White Operators
Compared with All Farms



Data are not available at this geographic level for farms with White operators.



United States Department of Agriculture
National Agricultural Statistics Service

www.agcensus.usda.gov

