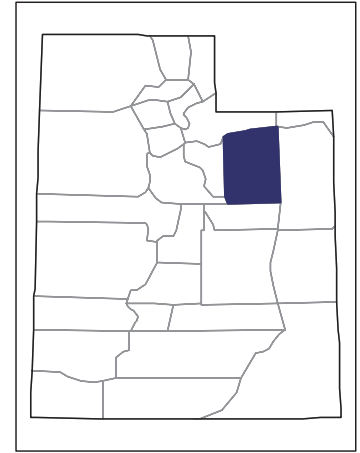


2007 CENSUS OF AGRICULTURE



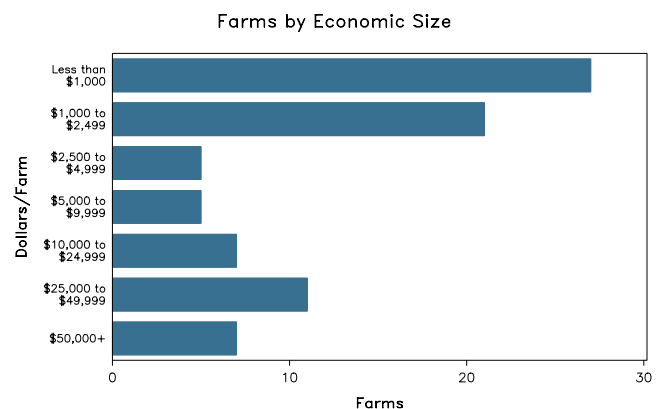
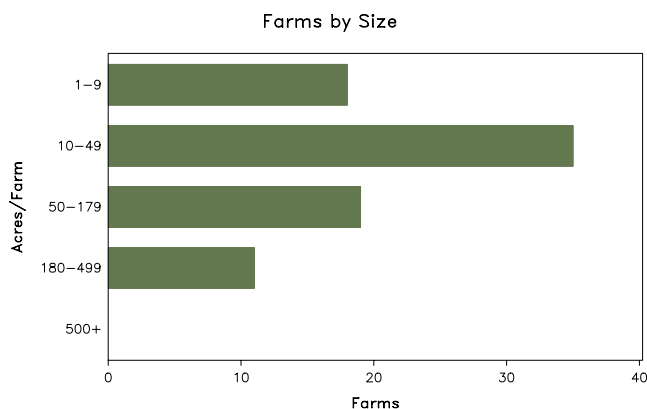
Duchesne County – Utah

Farms with Women Principal Operators Compared with All Farms

	Women Principal Operators	All Farms
Number of Farms	83	879
Land in Farms	5,932 acres	1,076,470 acres
Average Size of Farm	71 acres	1,225 acres
Market Value of Products Sold	\$1,323,000	\$34,427,000
Crop Sales	\$263,000	\$6,424,000
Livestock Sales	\$1,060,000	\$28,003,000
Average Per Farm	\$15,940	\$39,166
Government Payments	\$144,000	\$469,000
Average Per Farm Receiving Payments	\$17,965	\$5,209

See footnotes on reverse page.

Farms with Women Principal Operators



2007 CENSUS OF AGRICULTURE

Duchesne County – Utah Farms with Women Principal Operators

Selected Highlights

Item	Farms	Quantity
MARKET VALUE OF AGRICULTURAL PRODUCTS SOLD (\$1,000)		
Total value of agricultural products sold	83	1,323
Value of crops including nursery and greenhouse	26	263
Value of livestock, poultry, and their products	48	1,060
VALUE OF SALES BY COMMODITY GROUP (\$1,000)		
Grains, oilseeds, dry beans, and dry peas	3	(D)
Tobacco	-	-
Cotton and cottonseed	-	-
Vegetables, melons, potatoes and sweet potatoes	1	(D)
Fruits, tree nuts, and berries	-	-
Nursery, greenhouse, floriculture, and sod	-	-
Cut Christmas trees and short rotation woody crops	-	-
Other crops and hay	25	216
Poultry and eggs	10	(D)
Cattle and calves	31	396
Milk and other dairy products from cows	5	635
Hogs and pigs	-	-
Sheep, goats, and their products	3	(D)
Horses, ponies, mules, burros, and donkeys	9	20
Aquaculture	-	-
Other animals and other animal products	5	(D)
TOP CROP ITEMS (acres)		
Forage - land used for all hay and haylage, grass silage, and greenchop	40	1,212
Corn for silage or greenchop	3	96
Field and grass seed crops, all	3	60
Vegetables harvested for sale	1	(D)
TOP LIVESTOCK INVENTORY ITEMS (number)		
Cattle and calves	40	1,630
Horses and ponies	36	257
Layers	9	167
Llamas	4	34
Turkeys	4	28

Operator Characteristics

Item	Quantity
Primary occupation:	
Farming	32
Other	51
Days worked off farm:	
None	21
Any	62
Years on present farm:	
2 years or less	9
3 to 4 years	1
5 to 9 years	20
10 years or more	53
Age group:	
Under 45 years	17
45 to 64 years	49
65 years and over	17
Average age of principal operator (years)	56.7

Economic Characteristics

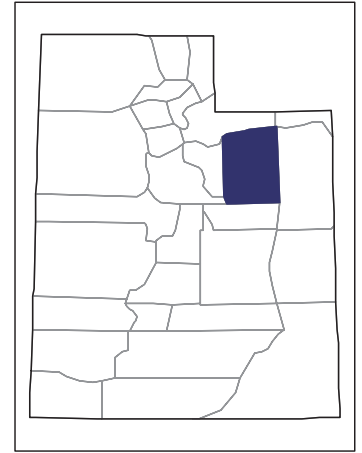
Item	Quantity
Farms by value of sales:	
Less than \$1,000	31
\$1,000 to \$2,499	21
\$2,500 to \$4,999	5
\$5,000 to \$9,999	5
\$10,000 to \$49,999	14
\$50,000 to \$99,999	1
\$100,000 to \$249,999	6
\$250,000 to \$499,999	-
\$500,000 or more	-
Total farm production expenses (\$1,000)	1,927
Average per farm (\$)	23,220
Net cash farm income of operation (\$1,000)	-395
Average per farm (\$)	-4,759
Value of agricultural products sold directly to individuals for human consumption (\$1,000)	(D)
Total organic product sales (\$1,000)	-
Total income from farm-related sources, gross before taxes and expenses (\$1,000)	65

See "Census of Agriculture, Volume 1, Geographic Area Series" for complete footnotes, explanations, definitions, and methodology.
(D) Cannot be disclosed. (Z) Less than half of the unit shown.

2007 CENSUS *OF* AGRICULTURE

Duchesne County – Utah

Farms with Spanish, Hispanic, or Latino Operators Compared with All Farms



Data are not available at this geographic level for farms with Spanish, Hispanic, or Latino operators.



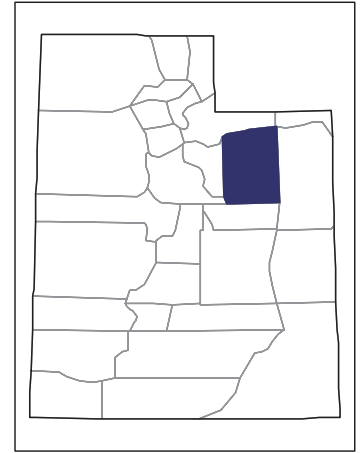
United States Department of Agriculture
National Agricultural Statistics Service

www.agcensus.usda.gov

2007 CENSUS OF AGRICULTURE

Duchesne County – Utah

Farms with American Indian or Alaska Native Operators Compared with All Farms



Data are not available at this geographic level for farms with American Indian or Alaska Native operators.



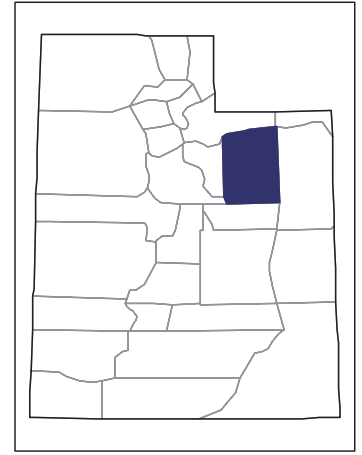
United States Department of Agriculture
National Agricultural Statistics Service

www.agcensus.usda.gov

2007 CENSUS OF AGRICULTURE

Duchesne County – Utah

Farms with Asian Operators
Compared with All Farms



Data are not available at this geographic level for farms with Asian operators.



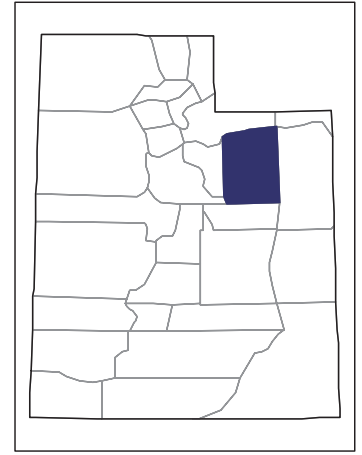
United States Department of Agriculture
National Agricultural Statistics Service

www.agcensus.usda.gov

2007 CENSUS *OF* AGRICULTURE

Duchesne County – Utah

Farms with Black or African American
Operators Compared with All Farms



Data are not available at this geographic level for farms with Black or African American operators.



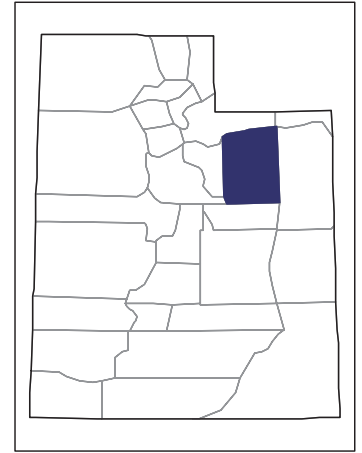
United States Department of Agriculture
National Agricultural Statistics Service

www.agcensus.usda.gov

2007 CENSUS OF AGRICULTURE

Duchesne County – Utah

Farms with Native Hawaiian or Other Pacific Islander Operators Compared with All Farms



Data are not available at this geographic level for farms with Native Hawaiian or Other Pacific Islander operators.



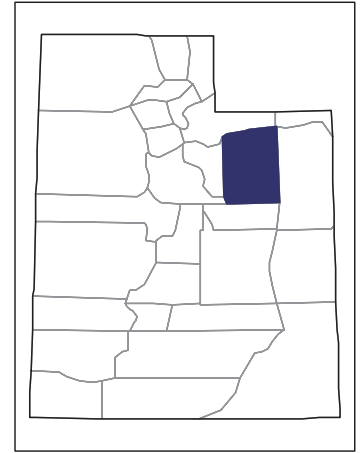
United States Department of Agriculture
National Agricultural Statistics Service

www.agcensus.usda.gov

2007 CENSUS OF AGRICULTURE

Duchesne County – Utah

Farms with White Operators
Compared with All Farms



Data are not available at this geographic level for farms with White operators.



United States Department of Agriculture
National Agricultural Statistics Service

www.agcensus.usda.gov

