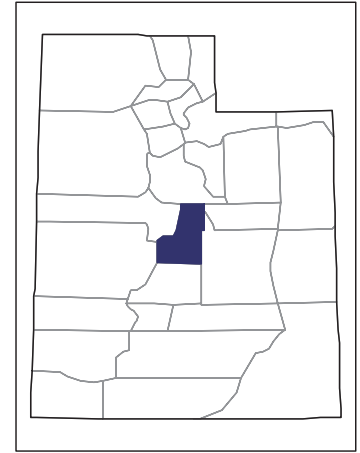


2007 CENSUS OF AGRICULTURE



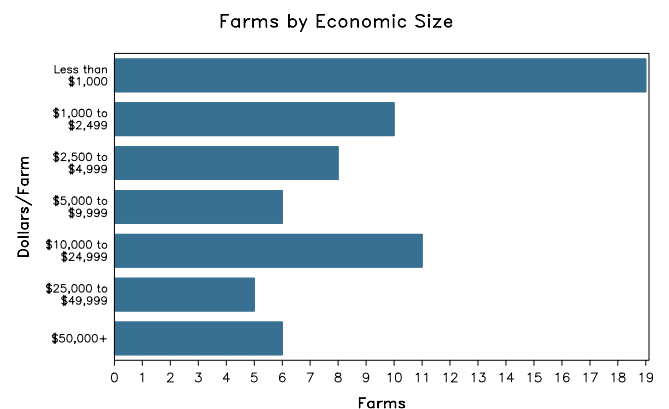
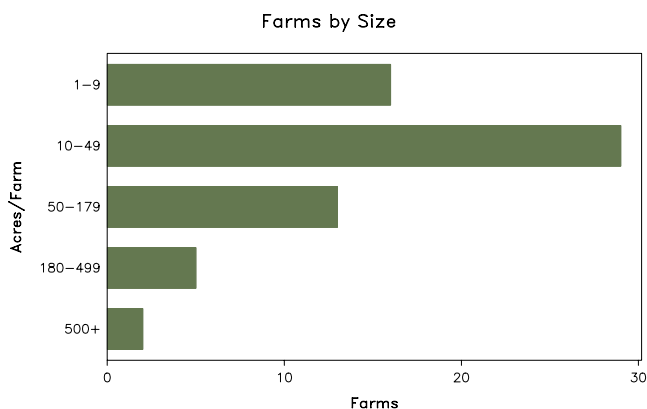
Sanpete County – Utah

Farms with Women Principal Operators Compared with All Farms

	Women Principal Operators	All Farms
Number of Farms	65	879
Land in Farms	8,326 acres	311,551 acres
Average Size of Farm	128 acres	354 acres
Market Value of Products Sold	\$6,838,000	\$129,254,000
Crop Sales	\$200,000	\$11,142,000
Livestock Sales	\$6,638,000	\$118,112,000
Average Per Farm	\$105,197	\$147,047
Government Payments	\$32,000	\$1,728,000
Average Per Farm Receiving Payments	\$7,880	\$9,761

See footnotes on reverse page.

Farms with Women Principal Operators



2007 CENSUS OF AGRICULTURE

Sanpete County – Utah Farms with Women Principal Operators

Selected Highlights

Item	Farms	Quantity
MARKET VALUE OF AGRICULTURAL PRODUCTS SOLD (\$1,000)		
Total value of agricultural products sold	65	6,838
Value of crops including nursery and greenhouse	19	200
Value of livestock, poultry, and their products	36	6,638
VALUE OF SALES BY COMMODITY GROUP (\$1,000)		
Grains, oilseeds, dry beans, and dry peas	-	-
Tobacco	-	-
Cotton and cottonseed	-	-
Vegetables, melons, potatoes and sweet potatoes	1	(D)
Fruits, tree nuts, and berries	1	(D)
Nursery, greenhouse, floriculture, and sod	2	(D)
Cut Christmas trees and short rotation woody crops	-	-
Other crops and hay	15	171
Poultry and eggs	13	(D)
Cattle and calves	14	604
Milk and other dairy products from cows	2	(D)
Hogs and pigs	3	11
Sheep, goats, and their products	10	88
Horses, ponies, mules, burros, and donkeys	4	(D)
Aquaculture	-	-
Other animals and other animal products	8	40
TOP CROP ITEMS (acres)		
Forage - land used for all hay and haylage, grass silage, and greenchop	23	1,266
Barley for grain	1	(D)
Corn for silage or greenchop	1	(D)
Other nursery crops	2	(D)
Vegetables harvested for sale	1	(D)
TOP LIVESTOCK INVENTORY ITEMS (number)		
Turkeys	1	(D)
Cattle and calves	19	2,121
Sheep and lambs	10	727
Rabbits and their pelts	8	(D)
Horses and ponies	36	225

Operator Characteristics

Item	Quantity
Primary occupation:	
Farming	30
Other	35
Days worked off farm:	
None	25
Any	40
Years on present farm:	
2 years or less	4
3 to 4 years	4
5 to 9 years	19
10 years or more	38
Age group:	
Under 45 years	13
45 to 64 years	29
65 years and over	23
Average age of principal operator (years)	57.8

Economic Characteristics

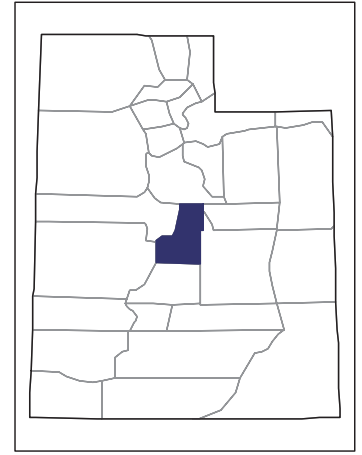
Item	Quantity
Farms by value of sales:	
Less than \$1,000	19
\$1,000 to \$2,499	10
\$2,500 to \$4,999	8
\$5,000 to \$9,999	6
\$10,000 to \$49,999	16
\$50,000 to \$99,999	1
\$100,000 to \$249,999	2
\$250,000 to \$499,999	-
\$500,000 or more	3
Total farm production expenses (\$1,000)	5,340
Average per farm (\$)	82,150
Net cash farm income of operation (\$1,000)	1,610
Average per farm (\$)	24,774
Value of agricultural products sold directly to individuals for human consumption (\$1,000)	(D)
Total organic product sales (\$1,000)	-
Total income from farm-related sources, gross before taxes and expenses (\$1,000)	81

See "Census of Agriculture, Volume 1, Geographic Area Series" for complete footnotes, explanations, definitions, and methodology.
(D) Cannot be disclosed. (Z) Less than half of the unit shown.

2007 CENSUS *OF* **AGRICULTURE**

Sanpete County – Utah

Farms with Spanish, Hispanic, or Latino Operators Compared with All Farms



Data are not available at this geographic level for farms with Spanish, Hispanic, or Latino operators.



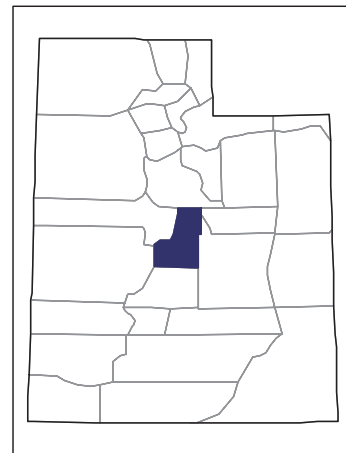
United States Department of Agriculture
National Agricultural Statistics Service

www.agcensus.usda.gov

2007 CENSUS OF AGRICULTURE

Sanpete County – Utah

Farms with American Indian or Alaska Native Operators Compared with All Farms



Data are not available at this geographic level for farms with American Indian or Alaska Native operators.



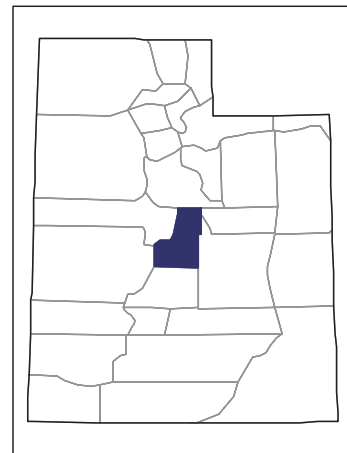
United States Department of Agriculture
National Agricultural Statistics Service

www.agcensus.usda.gov

2007 CENSUS *OF* **AGRICULTURE**

Sanpete County – Utah

**Farms with Asian Operators
Compared with All Farms**



Data are not available at this geographic level for farms with Asian operators.



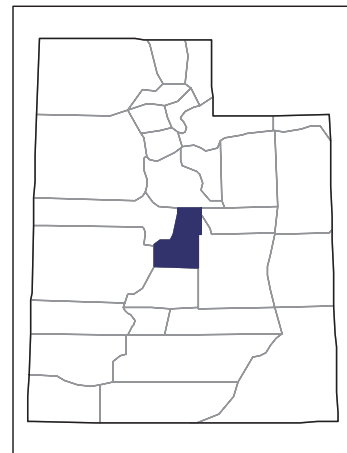
United States Department of Agriculture
National Agricultural Statistics Service

www.agcensus.usda.gov

2007 CENSUS OF AGRICULTURE

Sanpete County – Utah

Farms with Black or African American Operators Compared with All Farms



Data are not available at this geographic level for farms with Black or African American operators.



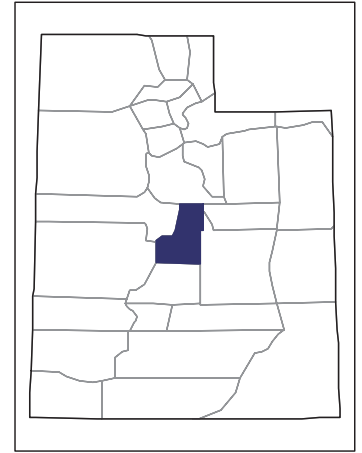
United States Department of Agriculture
National Agricultural Statistics Service

www.agcensus.usda.gov

2007 CENSUS *OF* **AGRICULTURE**

Sanpete County – Utah

Farms with Native Hawaiian or Other Pacific Islander Operators Compared with All Farms



Data are not available at this geographic level for farms with Native Hawaiian or Other Pacific Islander operators.



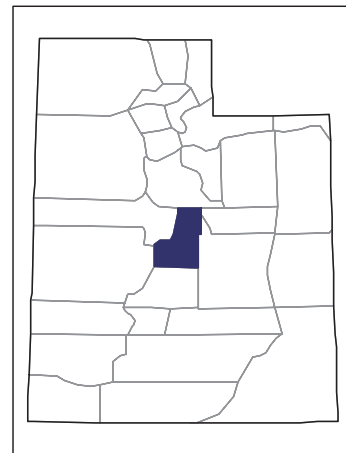
United States Department of Agriculture
National Agricultural Statistics Service

www.agcensus.usda.gov

2007 CENSUS *OF* AGRICULTURE

Sanpete County – Utah

**Farms with White Operators
Compared with All Farms**



Data are not available at this geographic level for farms with White operators.



United States Department of Agriculture
National Agricultural Statistics Service

www.agcensus.usda.gov

