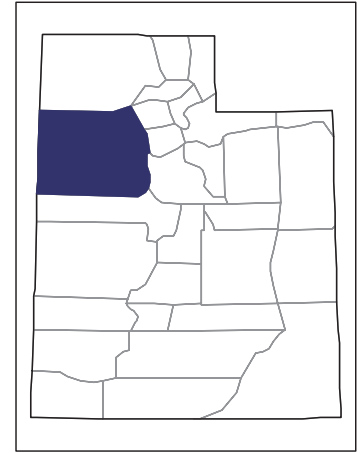


# 2007 CENSUS OF AGRICULTURE



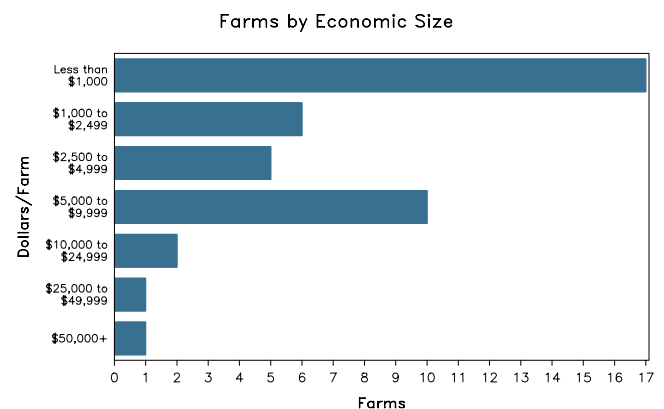
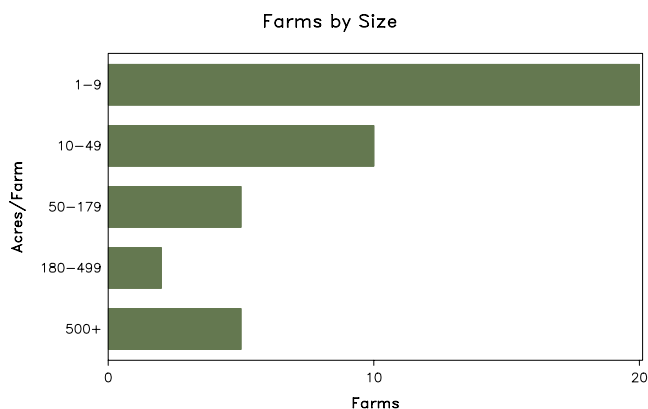
## Tooele County – Utah

### Farms with Women Principal Operators Compared with All Farms

	Women Principal Operators	All Farms
<b>Number of Farms</b>	42	379
<b>Land in Farms</b>	7,353 acres	252,848 acres
<b>Average Size of Farm</b>	175 acres	667 acres
<b>Market Value of Products Sold</b>	\$334,000	\$32,653,000
Crop Sales	\$186,000	\$7,604,000
Livestock Sales	\$148,000	\$25,049,000
Average Per Farm	\$7,947	\$86,156
<b>Government Payments</b>	(D)	\$106,000
Average Per Farm Receiving Payments	(D)	\$4,095

See footnotes on reverse page.

### Farms with Women Principal Operators



# 2007 CENSUS OF AGRICULTURE

## Tooele County – Utah Farms with Women Principal Operators

### Selected Highlights

Item	Farms	Quantity
<b>MARKET VALUE OF AGRICULTURAL PRODUCTS SOLD (\$1,000)</b>		
Total value of agricultural products sold	42	334
Value of crops including nursery and greenhouse	11	186
Value of livestock, poultry, and their products	25	148
<b>VALUE OF SALES BY COMMODITY GROUP (\$1,000)</b>		
Grains, oilseeds, dry beans, and dry peas	-	-
Tobacco	-	-
Cotton and cottonseed	-	-
Vegetables, melons, potatoes and sweet potatoes	-	-
Fruits, tree nuts, and berries	2	(D)
Nursery, greenhouse, floriculture, and sod	1	(D)
Cut Christmas trees and short rotation woody crops	-	-
Other crops and hay	9	143
Poultry and eggs	8	(D)
Cattle and calves	9	78
Milk and other dairy products from cows	1	(D)
Hogs and pigs	5	4
Sheep, goats, and their products	11	7
Horses, ponies, mules, burros, and donkeys	10	53
Aquaculture	-	-
Other animals and other animal products	2	(D)
<b>TOP CROP ITEMS (acres)</b>		
Forage - land used for all hay and haylage, grass silage, and greenchop	16	345
Nursery stock	1	(D)
Pears, all	2	(D)
Walnuts, English	2	(D)
Peaches, all	2	(D)
<b>TOP LIVESTOCK INVENTORY ITEMS (number)</b>		
Cattle and calves	12	317
Horses and ponies	31	218
Layers	10	85
Hogs and pigs	5	56
Sheep and lambs	6	54

### Operator Characteristics

Item	Quantity
Primary occupation:	
Farming	10
Other	32
Days worked off farm:	
None	15
Any	27
Years on present farm:	
2 years or less	1
3 to 4 years	-
5 to 9 years	8
10 years or more	33
Age group:	
Under 45 years	12
45 to 64 years	25
65 years and over	5
Average age of principal operator (years)	52.2

### Economic Characteristics

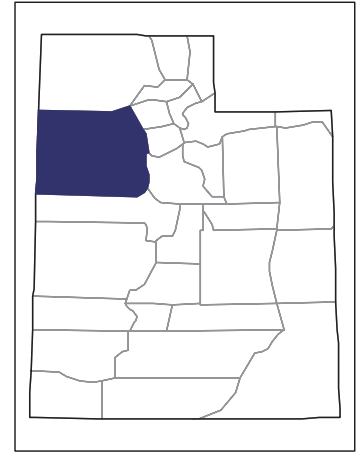
Item	Quantity
Farms by value of sales:	
Less than \$1,000	17
\$1,000 to \$2,499	6
\$2,500 to \$4,999	5
\$5,000 to \$9,999	10
\$10,000 to \$49,999	3
\$50,000 to \$99,999	-
\$100,000 to \$249,999	1
\$250,000 to \$499,999	-
\$500,000 or more	-
Total farm production expenses (\$1,000)	586
Average per farm (\$)	13,949
Net cash farm income of operation (\$1,000)	-245
Average per farm (\$)	-5,836
Value of agricultural products sold directly to individuals for human consumption (\$1,000)	(D)
Total organic product sales (\$1,000)	-
Total income from farm-related sources, gross before taxes and expenses (\$1,000)	7

See "Census of Agriculture, Volume 1, Geographic Area Series" for complete footnotes, explanations, definitions, and methodology.  
(D) Cannot be disclosed. (Z) Less than half of the unit shown.

# 2007 CENSUS OF AGRICULTURE

## Tooele County – Utah

### Farms with Spanish, Hispanic, or Latino Operators Compared with All Farms



Data are not available at this geographic level for farms with Spanish, Hispanic, or Latino operators.



United States Department of Agriculture  
National Agricultural Statistics Service

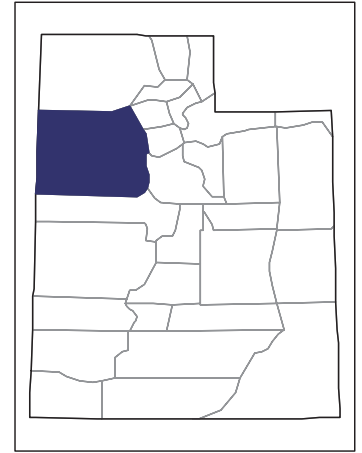
[www.agcensus.usda.gov](http://www.agcensus.usda.gov)



# 2007 CENSUS OF AGRICULTURE

## Tooele County – Utah

### Farms with American Indian or Alaska Native Operators Compared with All Farms



Data are not available at this geographic level for farms with American Indian or Alaska Native operators.



United States Department of Agriculture  
National Agricultural Statistics Service

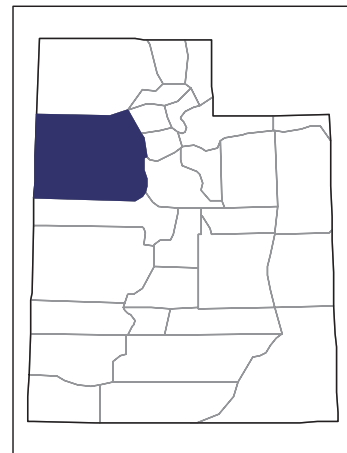
[www.agcensus.usda.gov](http://www.agcensus.usda.gov)



# 2007 CENSUS OF AGRICULTURE

Tooele County – Utah

Farms with Asian Operators  
Compared with All Farms



Data are not available at this geographic level for farms with Asian operators.



United States Department of Agriculture  
National Agricultural Statistics Service

[www.agcensus.usda.gov](http://www.agcensus.usda.gov)

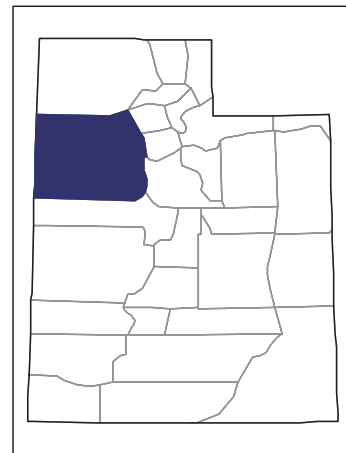




# 2007 CENSUS *OF* **AGRICULTURE**

**Tooele County – Utah**

**Farms with Black or African American  
Operators Compared with All Farms**



**Data are not available at this geographic level for farms with Black or African American operators.**



United States Department of Agriculture  
National Agricultural Statistics Service

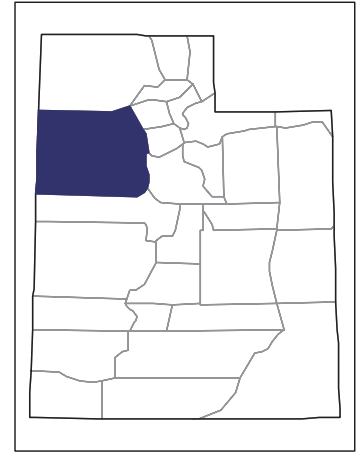
[www.agcensus.usda.gov](http://www.agcensus.usda.gov)



# 2007 CENSUS OF AGRICULTURE

## Tooele County – Utah

### Farms with Native Hawaiian or Other Pacific Islander Operators Compared with All Farms



Data are not available at this geographic level for farms with Native Hawaiian or Other Pacific Islander operators.



United States Department of Agriculture  
National Agricultural Statistics Service

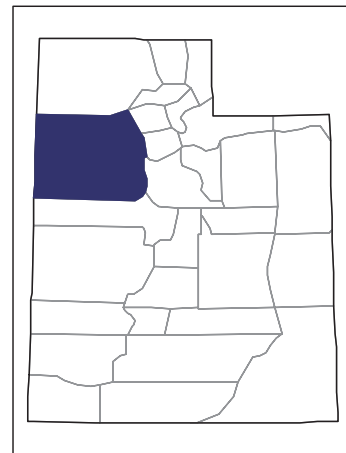
[www.agcensus.usda.gov](http://www.agcensus.usda.gov)



# 2007 CENSUS *OF* AGRICULTURE

Tooele County – Utah

Farms with White Operators  
Compared with All Farms



Data are not available at this geographic level for farms with White operators.



United States Department of Agriculture  
National Agricultural Statistics Service

[www.agcensus.usda.gov](http://www.agcensus.usda.gov)

