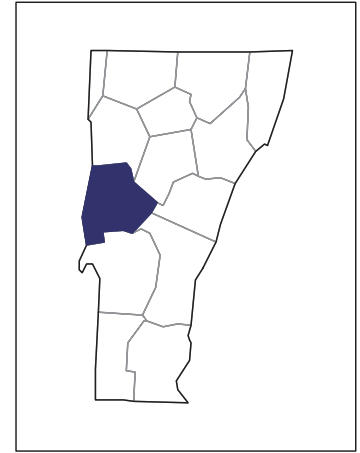


# 2007 CENSUS OF AGRICULTURE



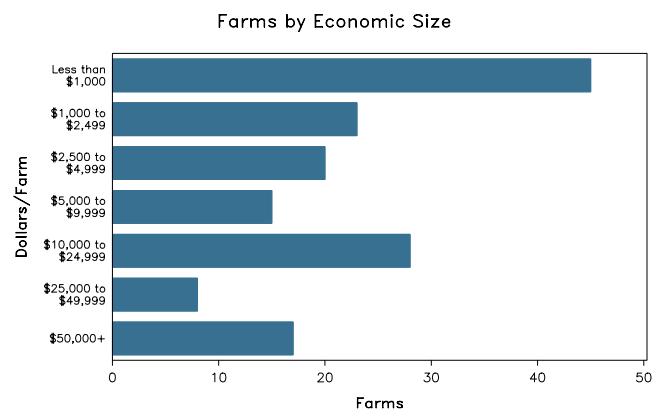
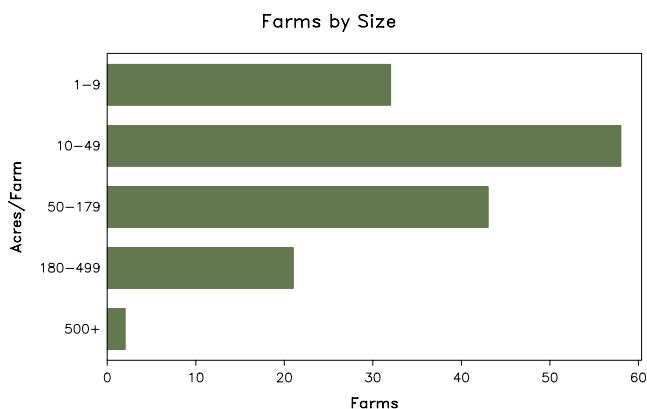
## Addison County – Vermont

### Farms with Women Principal Operators Compared with All Farms

	Women Principal Operators	All Farms
<b>Number of Farms</b>	156	773
<b>Land in Farms</b>	13,251 acres	187,482 acres
<b>Average Size of Farm</b>	85 acres	243 acres
<b>Market Value of Products Sold</b>	\$4,721,000	\$161,417,000
Crop Sales	\$1,895,000	\$14,712,000
Livestock Sales	\$2,826,000	\$146,705,000
Average Per Farm	\$30,260	\$208,819
<b>Government Payments</b>	(D)	\$1,059,000
Average Per Farm Receiving Payments	(D)	\$4,135

See footnotes on reverse page.

### Farms with Women Principal Operators



# 2007 CENSUS OF AGRICULTURE

## Addison County – Vermont Farms with Women Principal Operators

### Selected Highlights

Item	Farms	Quantity
<b>MARKET VALUE OF AGRICULTURAL PRODUCTS SOLD (\$1,000)</b>		
Total value of agricultural products sold	156	4,721
Value of crops including nursery and greenhouse	75	1,895
Value of livestock, poultry, and their products	95	2,826
<b>VALUE OF SALES BY COMMODITY GROUP (\$1,000)</b>		
Grains, oilseeds, dry beans, and dry peas	1	(D)
Tobacco	-	-
Cotton and cottonseed	-	-
Vegetables, melons, potatoes and sweet potatoes	23	(D)
Fruits, tree nuts, and berries	15	326
Nursery, greenhouse, floriculture, and sod	28	(D)
Cut Christmas trees and short rotation woody crops	-	-
Other crops and hay	40	(D)
Poultry and eggs	55	(D)
Cattle and calves	15	(D)
Milk and other dairy products from cows	12	(D)
Hogs and pigs	4	3
Sheep, goats, and their products	25	68
Horses, ponies, mules, burros, and donkeys	20	55
Aquaculture	1	(D)
Other animals and other animal products	13	(D)
<b>TOP CROP ITEMS (acres)</b>		
Forage - land used for all hay and haylage, grass silage, and greenchop	60	3,905
Corn for silage or greenchop	3	380
Corn for grain	1	(D)
Apples	6	70
Vegetables harvested for sale	23	(D)
<b>TOP LIVESTOCK INVENTORY ITEMS (number)</b>		
Layers	55	1,524
Cattle and calves	28	1,443
Sheep and lambs	30	(D)
Horses and ponies	60	568
Broilers and other meat-type chickens	8	532

### Operator Characteristics

Item	Quantity
Primary occupation:	
Farming	88
Other	68
Days worked off farm:	
None	51
Any	105
Years on present farm:	
2 years or less	4
3 to 4 years	7
5 to 9 years	46
10 years or more	99
Age group:	
Under 45 years	38
45 to 64 years	95
65 years and over	23
Average age of principal operator (years)	53.4

### Economic Characteristics

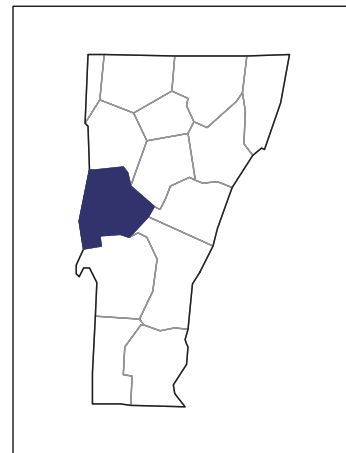
Item	Quantity
Farms by value of sales:	
Less than \$1,000	45
\$1,000 to \$2,499	23
\$2,500 to \$4,999	20
\$5,000 to \$9,999	17
\$10,000 to \$49,999	34
\$50,000 to \$99,999	9
\$100,000 to \$249,999	6
\$250,000 to \$499,999	1
\$500,000 or more	1
Total farm production expenses (\$1,000)	5,360
Average per farm (\$)	34,356
Net cash farm income of operation (\$1,000)	26
Average per farm (\$)	169
Value of agricultural products sold directly to individuals for human consumption (\$1,000)	(D)
Total organic product sales (\$1,000)	313
Total income from farm-related sources, gross before taxes and expenses (\$1,000)	606

See "Census of Agriculture, Volume 1, Geographic Area Series" for complete footnotes, explanations, definitions, and methodology.  
(D) Cannot be disclosed. (Z) Less than half of the unit shown.

# 2007 CENSUS *OF* **AGRICULTURE**

## **Addison County – Vermont**

### **Farms with Spanish, Hispanic, or Latino Operators Compared with All Farms**



**Data are not available at this geographic level for farms with Spanish, Hispanic, or Latino operators.**



United States Department of Agriculture  
National Agricultural Statistics Service

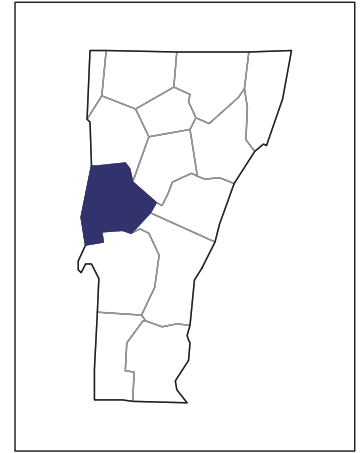
[www.agcensus.usda.gov](http://www.agcensus.usda.gov)



# 2007 CENSUS OF AGRICULTURE

## Addison County – Vermont

### Farms with American Indian or Alaska Native Operators Compared with All Farms



Data are not available at this geographic level for farms with American Indian or Alaska Native operators.



United States Department of Agriculture  
National Agricultural Statistics Service

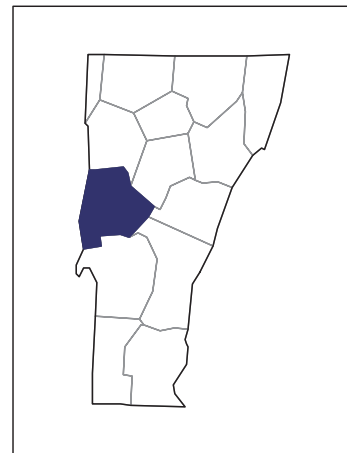
[www.agcensus.usda.gov](http://www.agcensus.usda.gov)



# 2007 CENSUS *OF* AGRICULTURE

**Addison County – Vermont**

**Farms with Asian Operators  
Compared with All Farms**



**Data are not available at this geographic level for farms with Asian operators.**



United States Department of Agriculture  
National Agricultural Statistics Service

[www.agcensus.usda.gov](http://www.agcensus.usda.gov)

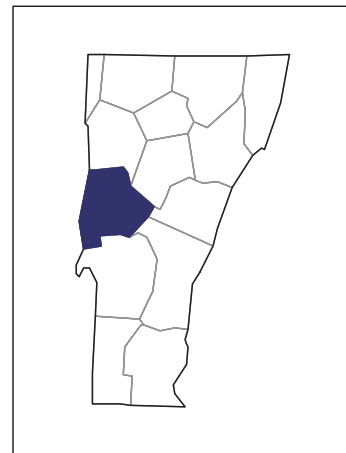




# 2007 CENSUS *OF* **AGRICULTURE**

## **Addison County – Vermont**

### **Farms with Black or African American Operators Compared with All Farms**



**Data are not available at this geographic level for farms with Black or African American operators.**



United States Department of Agriculture  
National Agricultural Statistics Service

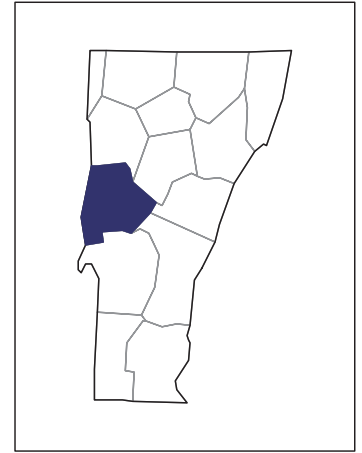
[www.agcensus.usda.gov](http://www.agcensus.usda.gov)



# 2007 CENSUS *OF* AGRICULTURE

## Addison County – Vermont

### Farms with Native Hawaiian or Other Pacific Islander Operators Compared with All Farms



Data are not available at this geographic level for farms with Native Hawaiian or Other Pacific Islander operators.



United States Department of Agriculture  
National Agricultural Statistics Service

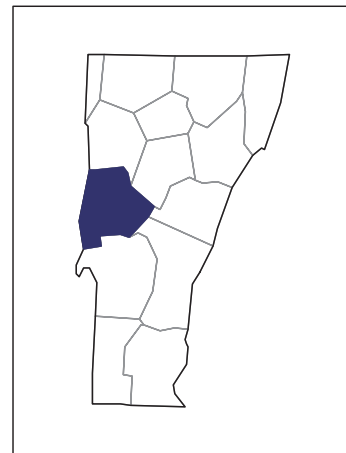
[www.agcensus.usda.gov](http://www.agcensus.usda.gov)



# 2007 CENSUS *OF* AGRICULTURE

**Addison County – Vermont**

**Farms with White Operators  
Compared with All Farms**



**Data are not available at this geographic level for farms with White operators.**



United States Department of Agriculture  
National Agricultural Statistics Service

[www.agcensus.usda.gov](http://www.agcensus.usda.gov)

