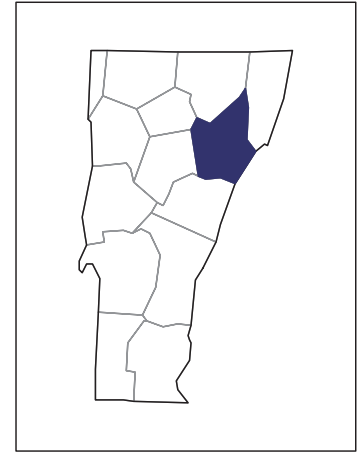


2007 CENSUS OF AGRICULTURE



Caledonia County – Vermont

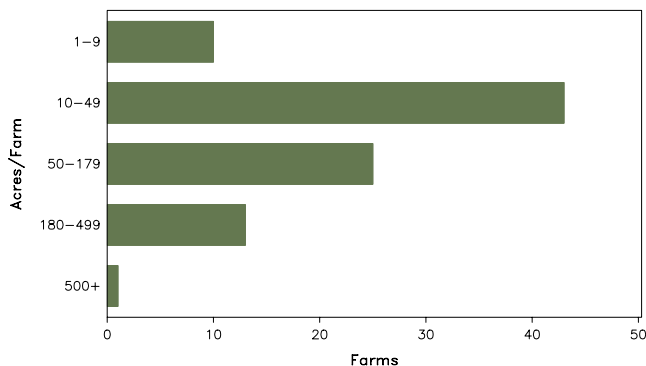
Farms with Women Principal Operators Compared with All Farms

	Women Principal Operators	All Farms
Number of Farms	92	531
Land in Farms	8,134 acres	81,946 acres
Average Size of Farm	88 acres	154 acres
Market Value of Products Sold	\$1,995,000	\$31,542,000
Crop Sales	\$399,000	\$3,733,000
Livestock Sales	\$1,596,000	\$27,809,000
Average Per Farm	\$21,685	\$59,401
Government Payments	\$15,000	\$328,000
Average Per Farm Receiving Payments	\$1,222	\$3,818

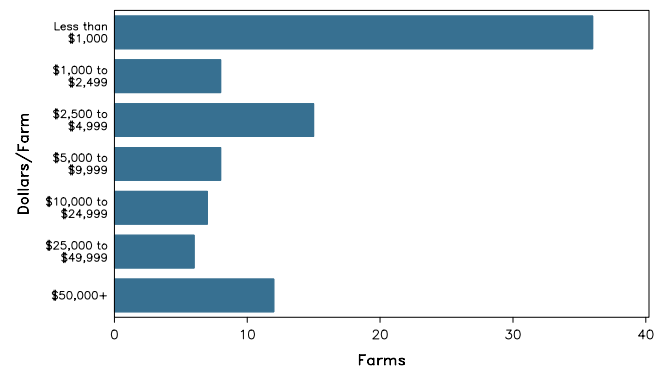
See footnotes on reverse page.

Farms with Women Principal Operators

Farms by Size



Farms by Economic Size



2007 CENSUS OF AGRICULTURE

Caledonia County – Vermont Farms with Women Principal Operators

Selected Highlights

Item	Farms	Quantity
MARKET VALUE OF AGRICULTURAL PRODUCTS SOLD (\$1,000)		
Total value of agricultural products sold	92	1,995
Value of crops including nursery and greenhouse	37	399
Value of livestock, poultry, and their products	45	1,596
VALUE OF SALES BY COMMODITY GROUP (\$1,000)		
Grains, oilseeds, dry beans, and dry peas	-	-
Tobacco	-	-
Cotton and cottonseed	-	-
Vegetables, melons, potatoes and sweet potatoes	4	22
Fruits, tree nuts, and berries	3	(D)
Nursery, greenhouse, floriculture, and sod	10	(D)
Cut Christmas trees and short rotation woody crops	1	(D)
Other crops and hay	23	195
Poultry and eggs	18	(D)
Cattle and calves	15	(D)
Milk and other dairy products from cows	9	1,193
Hogs and pigs	1	(D)
Sheep, goats, and their products	15	34
Horses, ponies, mules, burros, and donkeys	6	34
Aquaculture	-	-
Other animals and other animal products	5	(D)
TOP CROP ITEMS (acres)		
Forage - land used for all hay and haylage, grass silage, and greenchop	44	1,759
Cut Christmas trees	1	(D)
Floriculture crops, total	7	(D)
Apples	1	(D)
Land in berries	2	(D)
TOP LIVESTOCK INVENTORY ITEMS (number)		
Cattle and calves	15	839
Layers	24	458
Horses and ponies	41	252
Sheep and lambs	16	241
Goats, all	10	63

Operator Characteristics

Item	Quantity
Primary occupation:	
Farming	50
Other	42
Days worked off farm:	
None	33
Any	59
Years on present farm:	
2 years or less	3
3 to 4 years	2
5 to 9 years	22
10 years or more	65
Age group:	
Under 45 years	24
45 to 64 years	51
65 years and over	17
Average age of principal operator (years)	54.0

Economic Characteristics

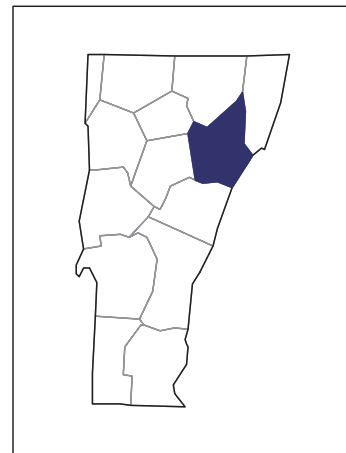
Item	Quantity
Farms by value of sales:	
Less than \$1,000	36
\$1,000 to \$2,499	8
\$2,500 to \$4,999	15
\$5,000 to \$9,999	8
\$10,000 to \$49,999	13
\$50,000 to \$99,999	6
\$100,000 to \$249,999	4
\$250,000 to \$499,999	2
\$500,000 or more	-
Total farm production expenses (\$1,000)	1,920
Average per farm (\$)	20,875
Net cash farm income of operation (\$1,000)	325
Average per farm (\$)	3,533
Value of agricultural products sold directly to individuals for human consumption (\$1,000)	31
Total organic product sales (\$1,000)	59
Total income from farm-related sources, gross before taxes and expenses (\$1,000)	236

See "Census of Agriculture, Volume 1, Geographic Area Series" for complete footnotes, explanations, definitions, and methodology.
(D) Cannot be disclosed. (Z) Less than half of the unit shown.

2007 CENSUS *OF* AGRICULTURE

Caledonia County – Vermont

Farms with Spanish, Hispanic, or Latino Operators Compared with All Farms



Data are not available at this geographic level for farms with Spanish, Hispanic, or Latino operators.



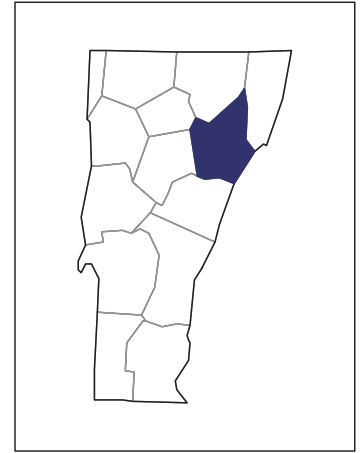
United States Department of Agriculture
National Agricultural Statistics Service

www.agcensus.usda.gov

2007 CENSUS *OF* AGRICULTURE

Caledonia County – Vermont

Farms with American Indian or Alaska Native Operators Compared with All Farms



Data are not available at this geographic level for farms with American Indian or Alaska Native operators.



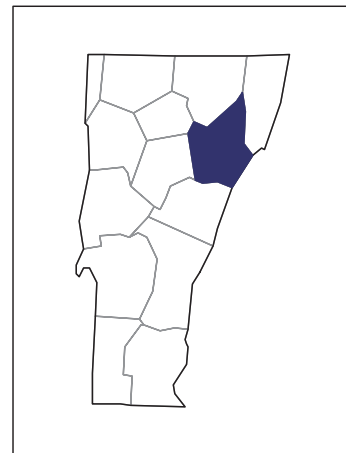
United States Department of Agriculture
National Agricultural Statistics Service

www.agcensus.usda.gov

2007 CENSUS *OF* AGRICULTURE

Caledonia County – Vermont

**Farms with Asian Operators
Compared with All Farms**



Data are not available at this geographic level for farms with Asian operators.



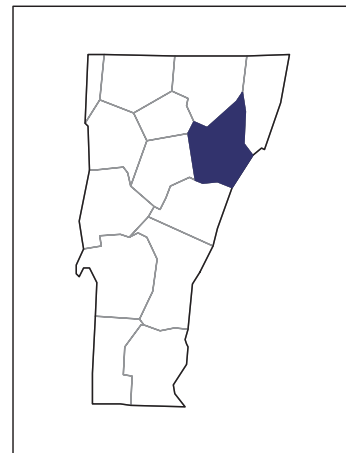
United States Department of Agriculture
National Agricultural Statistics Service

www.agcensus.usda.gov

2007 CENSUS *OF* **AGRICULTURE**

Caledonia County – Vermont

Farms with Black or African American Operators Compared with All Farms



Data are not available at this geographic level for farms with Black or African American operators.



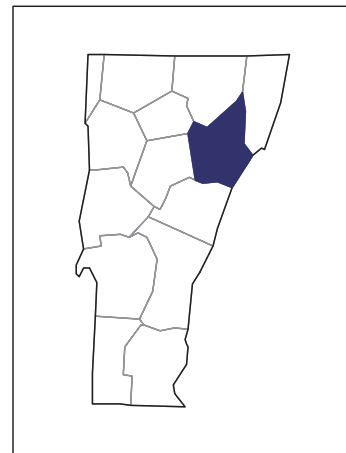
United States Department of Agriculture
National Agricultural Statistics Service

www.agcensus.usda.gov

2007 CENSUS *OF* AGRICULTURE

Caledonia County – Vermont

Farms with Native Hawaiian or Other Pacific Islander Operators Compared with All Farms



Data are not available at this geographic level for farms with Native Hawaiian or Other Pacific Islander operators.



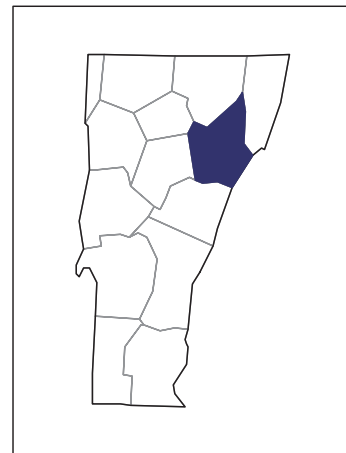
United States Department of Agriculture
National Agricultural Statistics Service

www.agcensus.usda.gov

2007 CENSUS *OF* AGRICULTURE

Caledonia County – Vermont

**Farms with White Operators
Compared with All Farms**



Data are not available at this geographic level for farms with White operators.



United States Department of Agriculture
National Agricultural Statistics Service

www.agcensus.usda.gov

