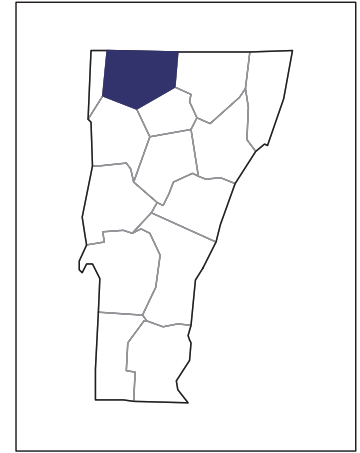


# 2007 CENSUS OF AGRICULTURE



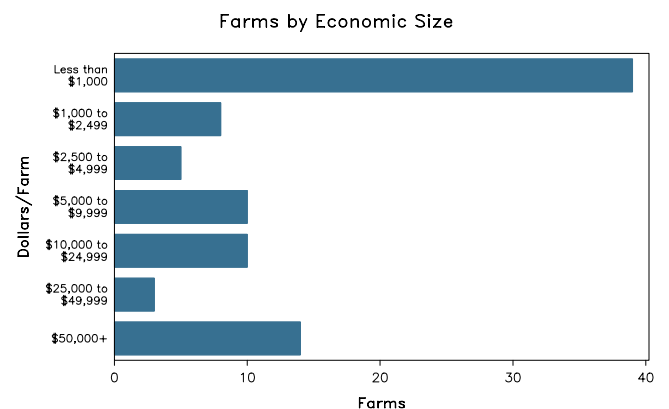
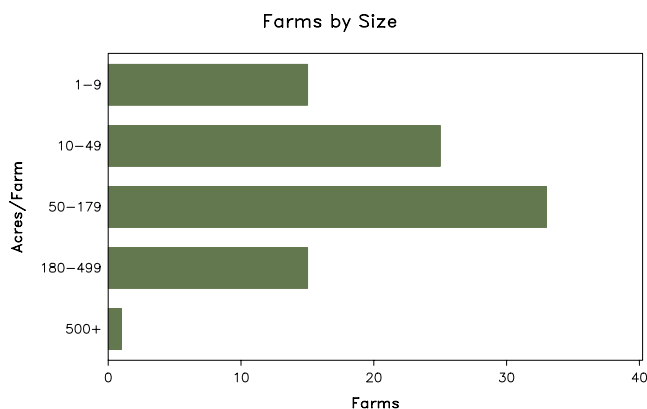
## Franklin County – Vermont

### Farms with Women Principal Operators Compared with All Farms

	Women Principal Operators	All Farms
<b>Number of Farms</b>	89	740
<b>Land in Farms</b>	11,781 acres	180,006 acres
<b>Average Size of Farm</b>	132 acres	243 acres
<b>Market Value of Products Sold</b>	\$10,640,000	\$160,619,000
Crop Sales	\$477,000	\$9,927,000
Livestock Sales	\$10,163,000	\$150,691,000
Average Per Farm	\$119,551	\$217,052
<b>Government Payments</b>	\$113,000	\$2,143,000
Average Per Farm Receiving Payments	\$8,679	\$8,748

See footnotes on reverse page.

### Farms with Women Principal Operators



# 2007 CENSUS OF AGRICULTURE

## Franklin County – Vermont Farms with Women Principal Operators

### Selected Highlights

Item	Farms	Quantity
<b>MARKET VALUE OF AGRICULTURAL PRODUCTS SOLD (\$1,000)</b>		
Total value of agricultural products sold	89	10,640
Value of crops including nursery and greenhouse	25	477
Value of livestock, poultry, and their products	49	10,163
<b>VALUE OF SALES BY COMMODITY GROUP (\$1,000)</b>		
Grains, oilseeds, dry beans, and dry peas	-	-
Tobacco	-	-
Cotton and cottonseed	-	-
Vegetables, melons, potatoes and sweet potatoes	3	3
Fruits, tree nuts, and berries	4	(D)
Nursery, greenhouse, floriculture, and sod	3	(D)
Cut Christmas trees and short rotation woody crops	3	4
Other crops and hay	15	104
Poultry and eggs	11	10
Cattle and calves	32	825
Milk and other dairy products from cows	16	(D)
Hogs and pigs	2	(D)
Sheep, goats, and their products	11	179
Horses, ponies, mules, burros, and donkeys	-	-
Aquaculture	-	-
Other animals and other animal products	3	(D)
<b>TOP CROP ITEMS (acres)</b>		
Forage - land used for all hay and haylage, grass silage, and greenchop	39	3,240
Corn for silage or greenchop	1	(D)
Walnuts, English	2	(D)
Apples	4	21
Cut Christmas trees	5	9
<b>TOP LIVESTOCK INVENTORY ITEMS (number)</b>		
Cattle and calves	40	3,508
Layers	17	565
Goats, all	9	177
Horses and ponies	27	166
Sheep and lambs	9	100

### Operator Characteristics

Item	Quantity
Primary occupation:	
Farming	29
Other	60
Days worked off farm:	
None	25
Any	64
Years on present farm:	
2 years or less	-
3 to 4 years	10
5 to 9 years	7
10 years or more	72
Age group:	
Under 45 years	33
45 to 64 years	35
65 years and over	21
Average age of principal operator (years)	52.4

### Economic Characteristics

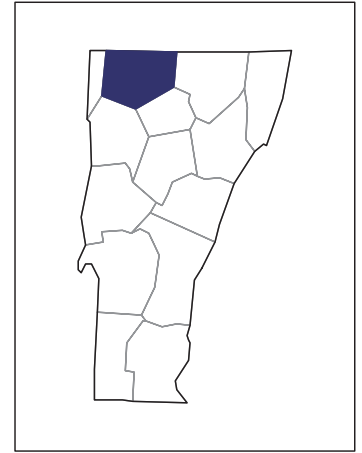
Item	Quantity
Farms by value of sales:	
Less than \$1,000	39
\$1,000 to \$2,499	8
\$2,500 to \$4,999	5
\$5,000 to \$9,999	10
\$10,000 to \$49,999	13
\$50,000 to \$99,999	5
\$100,000 to \$249,999	8
\$250,000 to \$499,999	-
\$500,000 or more	1
Total farm production expenses (\$1,000)	9,758
Average per farm (\$)	109,642
Net cash farm income of operation (\$1,000)	1,060
Average per farm (\$)	11,909
Value of agricultural products sold directly to individuals for human consumption (\$1,000)	165
Total organic product sales (\$1,000)	374
Total income from farm-related sources, gross before taxes and expenses (\$1,000)	65

See "Census of Agriculture, Volume 1, Geographic Area Series" for complete footnotes, explanations, definitions, and methodology.  
(D) Cannot be disclosed. (Z) Less than half of the unit shown.

# 2007 CENSUS OF AGRICULTURE

## Franklin County – Vermont

### Farms with Spanish, Hispanic, or Latino Operators Compared with All Farms



Data are not available at this geographic level for farms with Spanish, Hispanic, or Latino operators.



United States Department of Agriculture  
National Agricultural Statistics Service

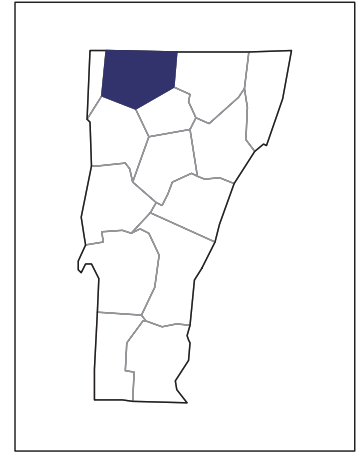
[www.agcensus.usda.gov](http://www.agcensus.usda.gov)



# 2007 CENSUS *OF* AGRICULTURE

## Franklin County – Vermont

### Farms with American Indian or Alaska Native Operators Compared with All Farms



Data are not available at this geographic level for farms with American Indian or Alaska Native operators.



United States Department of Agriculture  
National Agricultural Statistics Service

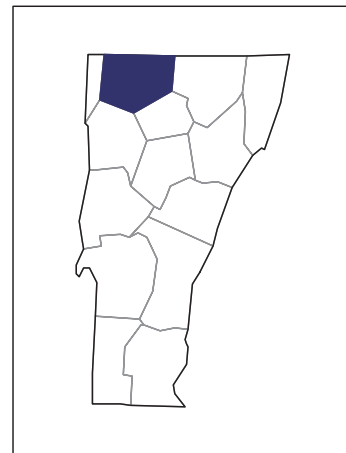
[www.agcensus.usda.gov](http://www.agcensus.usda.gov)



# 2007 CENSUS *OF* **AGRICULTURE**

**Franklin County – Vermont**

**Farms with Asian Operators  
Compared with All Farms**



**Data are not available at this geographic level for farms with Asian operators.**



United States Department of Agriculture  
National Agricultural Statistics Service

[www.agcensus.usda.gov](http://www.agcensus.usda.gov)

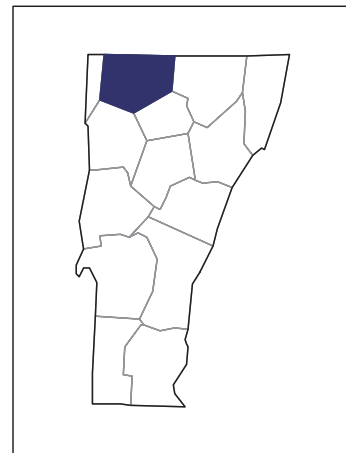




# 2007 CENSUS *OF* **AGRICULTURE**

## Franklin County – Vermont

### Farms with Black or African American Operators Compared with All Farms



Data are not available at this geographic level for farms with Black or African American operators.



United States Department of Agriculture  
National Agricultural Statistics Service

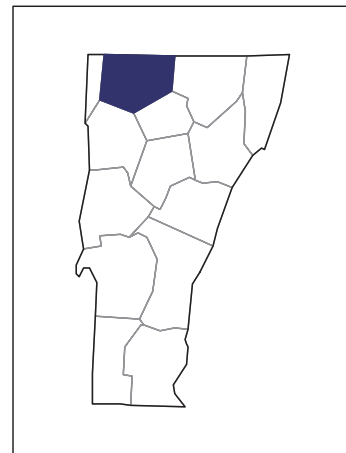
[www.agcensus.usda.gov](http://www.agcensus.usda.gov)



# 2007 CENSUS *OF* AGRICULTURE

## Franklin County – Vermont

### Farms with Native Hawaiian or Other Pacific Islander Operators Compared with All Farms



Data are not available at this geographic level for farms with Native Hawaiian or Other Pacific Islander operators.



United States Department of Agriculture  
National Agricultural Statistics Service

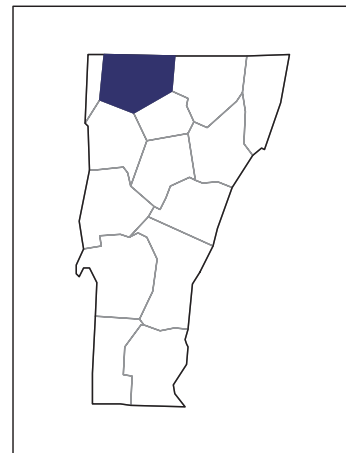
[www.agcensus.usda.gov](http://www.agcensus.usda.gov)



# 2007 CENSUS *OF* AGRICULTURE

**Franklin County – Vermont**

**Farms with White Operators  
Compared with All Farms**



**Data are not available at this geographic level for farms with White operators.**



United States Department of Agriculture  
National Agricultural Statistics Service

[www.agcensus.usda.gov](http://www.agcensus.usda.gov)

