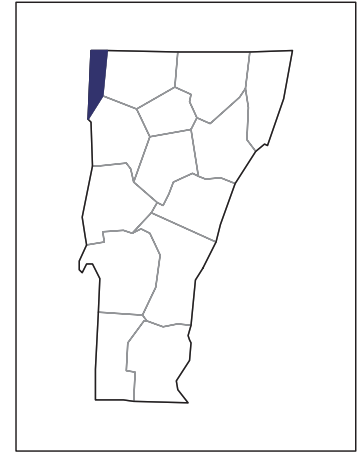


# 2007 CENSUS OF AGRICULTURE



## Grand Isle County – Vermont

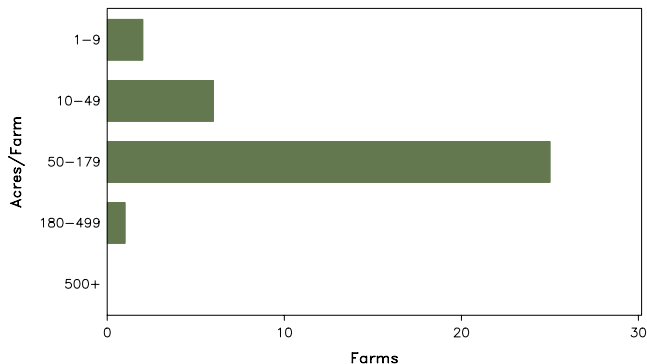
### Farms with Women Principal Operators Compared with All Farms

	Women Principal Operators	All Farms
<b>Number of Farms</b>	34	114
<b>Land in Farms</b>	3,591 acres	17,138 acres
<b>Average Size of Farm</b>	106 acres	150 acres
<b>Market Value of Products Sold</b>	\$435,000	\$13,391,000
Crop Sales	\$238,000	\$1,362,000
Livestock Sales	\$197,000	\$12,029,000
Average Per Farm	\$12,801	\$117,463
<b>Government Payments</b>	\$9,000	\$220,000
Average Per Farm Receiving Payments	\$1,116	\$6,277

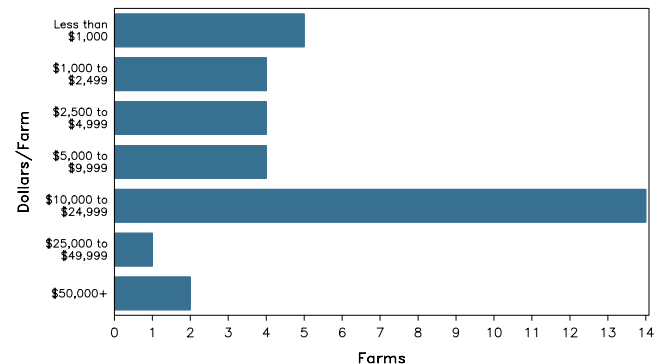
See footnotes on reverse page.

### Farms with Women Principal Operators

Farms by Size



Farms by Economic Size



# 2007 CENSUS OF AGRICULTURE

## Grand Isle County – Vermont Farms with Women Principal Operators

### Selected Highlights

Item	Farms	Quantity
<b>MARKET VALUE OF AGRICULTURAL PRODUCTS SOLD (\$1,000)</b>		
Total value of agricultural products sold	34	435
Value of crops including nursery and greenhouse	27	238
Value of livestock, poultry, and their products	12	197
<b>VALUE OF SALES BY COMMODITY GROUP (\$1,000)</b>		
Grains, oilseeds, dry beans, and dry peas	-	-
Tobacco	-	-
Cotton and cottonseed	-	-
Vegetables, melons, potatoes and sweet potatoes	4	47
Fruits, tree nuts, and berries	3	(D)
Nursery, greenhouse, floriculture, and sod	2	(D)
Cut Christmas trees and short rotation woody crops	-	-
Other crops and hay	21	171
Poultry and eggs	4	3
Cattle and calves	7	(D)
Milk and other dairy products from cows	1	(D)
Hogs and pigs	1	(D)
Sheep, goats, and their products	2	(D)
Horses, ponies, mules, burros, and donkeys	3	36
Aquaculture	-	-
Other animals and other animal products	2	(D)
<b>TOP CROP ITEMS (acres)</b>		
Forage - land used for all hay and haylage, grass silage, and greenchop	22	1,119
Vegetables harvested for sale	4	8
Land in berries	4	4
Tomatoes in the open	4	1
Floriculture crops, total	2	(D)
<b>TOP LIVESTOCK INVENTORY ITEMS (number)</b>		
Cattle and calves	7	206
Horses and ponies	14	157
Pullets for laying flock replacement	1	(D)
Layers	2	(D)
Sheep and lambs	2	(D)

### Operator Characteristics

Item	Quantity
Primary occupation:	
Farming	15
Other	19
Days worked off farm:	
None	6
Any	28
Years on present farm:	
2 years or less	-
3 to 4 years	13
5 to 9 years	9
10 years or more	12
Age group:	
Under 45 years	17
45 to 64 years	14
65 years and over	3
Average age of principal operator (years)	46.8

### Economic Characteristics

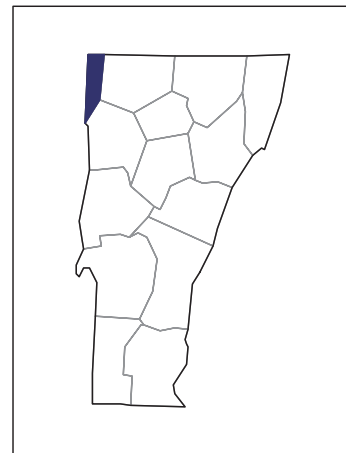
Item	Quantity
Farms by value of sales:	
Less than \$1,000	5
\$1,000 to \$2,499	4
\$2,500 to \$4,999	4
\$5,000 to \$9,999	4
\$10,000 to \$49,999	15
\$50,000 to \$99,999	2
\$100,000 to \$249,999	-
\$250,000 to \$499,999	-
\$500,000 or more	-
Total farm production expenses (\$1,000)	820
Average per farm (\$)	24,128
Net cash farm income of operation (\$1,000)	-103
Average per farm (\$)	-3,031
Value of agricultural products sold directly to individuals for human consumption (\$1,000)	88
Total organic product sales (\$1,000)	43
Total income from farm-related sources, gross before taxes and expenses (\$1,000)	273

See "Census of Agriculture, Volume 1, Geographic Area Series" for complete footnotes, explanations, definitions, and methodology.  
(D) Cannot be disclosed. (Z) Less than half of the unit shown.

# 2007 CENSUS *OF* AGRICULTURE

## Grand Isle County – Vermont

### Farms with Spanish, Hispanic, or Latino Operators Compared with All Farms



Data are not available at this geographic level for farms with Spanish, Hispanic, or Latino operators.



United States Department of Agriculture  
National Agricultural Statistics Service

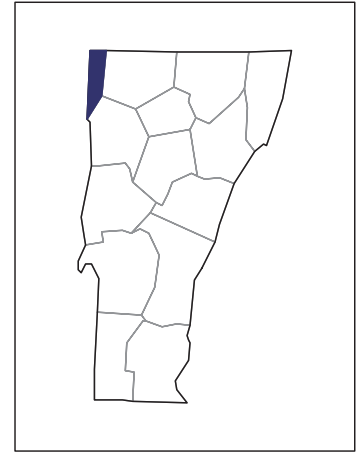
[www.agcensus.usda.gov](http://www.agcensus.usda.gov)



# 2007 CENSUS *OF* AGRICULTURE

**Grand Isle County – Vermont**

**Farms with American Indian or Alaska  
Native Operators Compared with All  
Farms**



**Data are not available at this geographic level for farms with American Indian or Alaska Native operators.**



United States Department of Agriculture  
National Agricultural Statistics Service

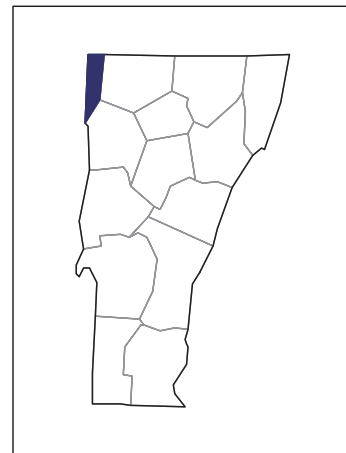
[www.agcensus.usda.gov](http://www.agcensus.usda.gov)



# 2007 CENSUS *OF* AGRICULTURE

**Grand Isle County – Vermont**

**Farms with Asian Operators  
Compared with All Farms**



**Data are not available at this geographic level for farms with Asian operators.**



United States Department of Agriculture  
National Agricultural Statistics Service

[www.agcensus.usda.gov](http://www.agcensus.usda.gov)

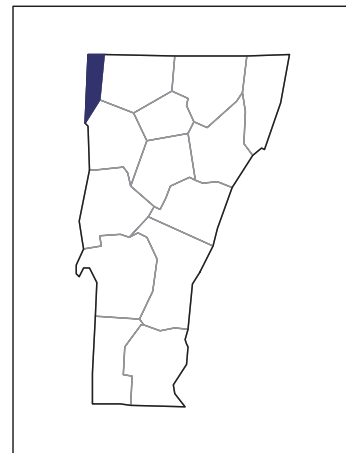




# 2007 CENSUS *OF* **AGRICULTURE**

**Grand Isle County – Vermont**

**Farms with Black or African American  
Operators Compared with All Farms**



**Data are not available at this geographic level for farms with Black or African American operators.**



United States Department of Agriculture  
National Agricultural Statistics Service

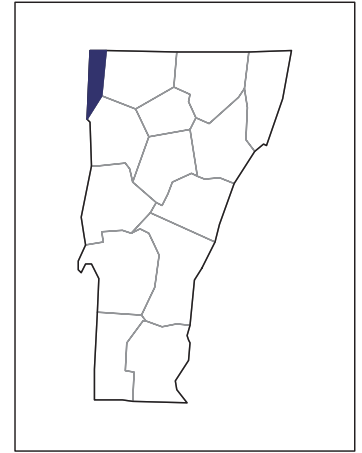
[www.agcensus.usda.gov](http://www.agcensus.usda.gov)



# 2007 CENSUS *OF* AGRICULTURE

## Grand Isle County – Vermont

### Farms with Native Hawaiian or Other Pacific Islander Operators Compared with All Farms



Data are not available at this geographic level for farms with Native Hawaiian or Other Pacific Islander operators.



United States Department of Agriculture  
National Agricultural Statistics Service

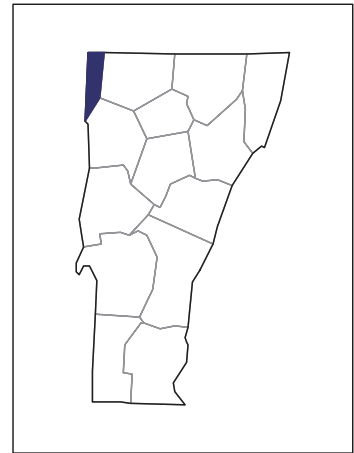
[www.agcensus.usda.gov](http://www.agcensus.usda.gov)



# 2007 CENSUS *OF* AGRICULTURE

**Grand Isle County – Vermont**

**Farms with White Operators  
Compared with All Farms**



**Data are not available at this geographic level for farms with White operators.**



United States Department of Agriculture  
National Agricultural Statistics Service

[www.agcensus.usda.gov](http://www.agcensus.usda.gov)

