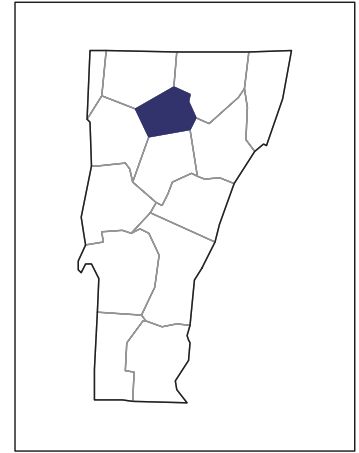


2007 CENSUS OF AGRICULTURE



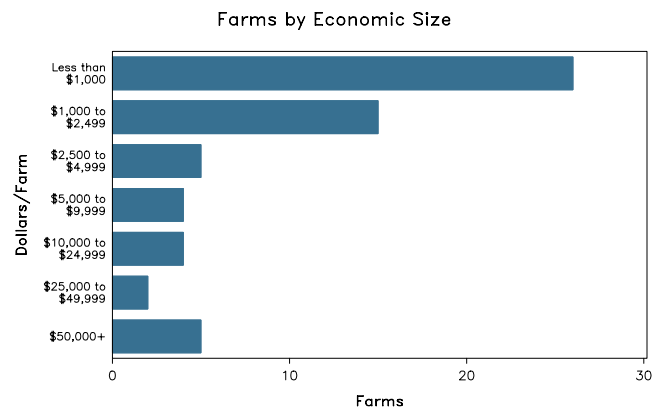
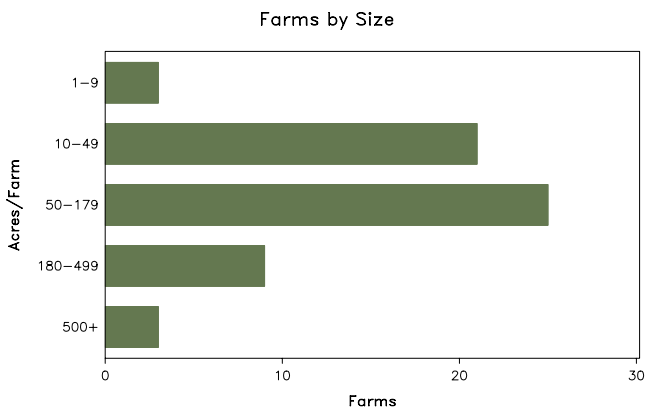
Lamoille County – Vermont

Farms with Women Principal Operators Compared with All Farms

	Women Principal Operators	All Farms
Number of Farms	61	300
Land in Farms	6,751 acres	49,749 acres
Average Size of Farm	111 acres	166 acres
Market Value of Products Sold	\$1,106,000	\$21,594,000
Crop Sales	\$325,000	\$7,344,000
Livestock Sales	\$781,000	\$14,250,000
Average Per Farm	\$18,131	\$71,980
Government Payments	(D)	\$326,000
Average Per Farm Receiving Payments	(D)	\$5,013

See footnotes on reverse page.

Farms with Women Principal Operators



2007 CENSUS OF AGRICULTURE

Lamoille County – Vermont Farms with Women Principal Operators

Selected Highlights

Item	Farms	Quantity
MARKET VALUE OF AGRICULTURAL PRODUCTS SOLD (\$1,000)		
Total value of agricultural products sold	61	1,106
Value of crops including nursery and greenhouse	21	325
Value of livestock, poultry, and their products	31	781
VALUE OF SALES BY COMMODITY GROUP (\$1,000)		
Grains, oilseeds, dry beans, and dry peas	-	-
Tobacco	-	-
Cotton and cottonseed	-	-
Vegetables, melons, potatoes and sweet potatoes	-	-
Fruits, tree nuts, and berries	-	-
Nursery, greenhouse, floriculture, and sod	1	(D)
Cut Christmas trees and short rotation woody crops	3	(D)
Other crops and hay	17	(D)
Poultry and eggs	14	(D)
Cattle and calves	7	(D)
Milk and other dairy products from cows	2	(D)
Hogs and pigs	4	1
Sheep, goats, and their products	9	(D)
Horses, ponies, mules, burros, and donkeys	10	(D)
Aquaculture	-	-
Other animals and other animal products	2	(D)
TOP CROP ITEMS (acres)		
Forage - land used for all hay and haylage, grass silage, and greenchop	15	620
Corn for silage or greenchop	1	(D)
Cut Christmas trees	3	30
TOP LIVESTOCK INVENTORY ITEMS (number)		
Layers	15	461
Cattle and calves	17	341
Horses and ponies	34	191
Goats, all	12	112
Broilers and other meat-type chickens	4	92

Operator Characteristics

Item	Quantity
Primary occupation:	
Farming	15
Other	46
Days worked off farm:	
None	13
Any	48
Years on present farm:	
2 years or less	-
3 to 4 years	3
5 to 9 years	24
10 years or more	34
Age group:	
Under 45 years	17
45 to 64 years	32
65 years and over	12
Average age of principal operator (years)	54.4

Economic Characteristics

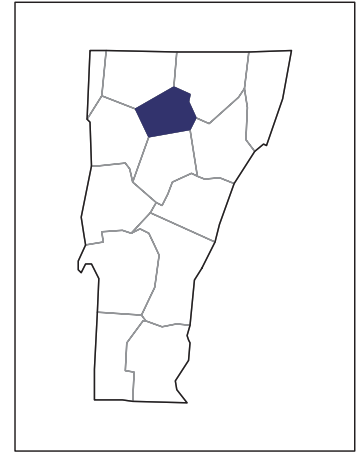
Item	Quantity
Farms by value of sales:	
Less than \$1,000	26
\$1,000 to \$2,499	15
\$2,500 to \$4,999	5
\$5,000 to \$9,999	4
\$10,000 to \$49,999	6
\$50,000 to \$99,999	3
\$100,000 to \$249,999	1
\$250,000 to \$499,999	-
\$500,000 or more	1
Total farm production expenses (\$1,000)	970
Average per farm (\$)	15,895
Net cash farm income of operation (\$1,000)	224
Average per farm (\$)	3,664
Value of agricultural products sold directly to individuals for human consumption (\$1,000)	(D)
Total organic product sales (\$1,000)	-
Total income from farm-related sources, gross before taxes and expenses (\$1,000)	65

See "Census of Agriculture, Volume 1, Geographic Area Series" for complete footnotes, explanations, definitions, and methodology.
(D) Cannot be disclosed. (Z) Less than half of the unit shown.

2007 CENSUS *OF* **AGRICULTURE**

Lamoille County – Vermont

Farms with Spanish, Hispanic, or Latino Operators Compared with All Farms



Data are not available at this geographic level for farms with Spanish, Hispanic, or Latino operators.



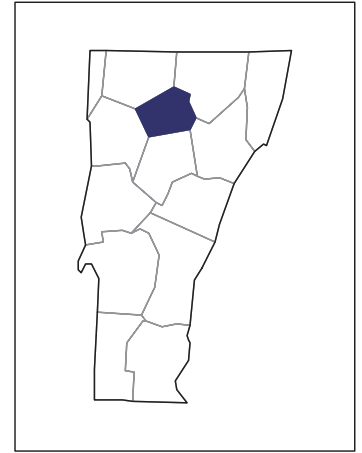
United States Department of Agriculture
National Agricultural Statistics Service

www.agcensus.usda.gov

2007 CENSUS *OF* AGRICULTURE

Lamoille County – Vermont

Farms with American Indian or Alaska Native Operators Compared with All Farms



Data are not available at this geographic level for farms with American Indian or Alaska Native operators.



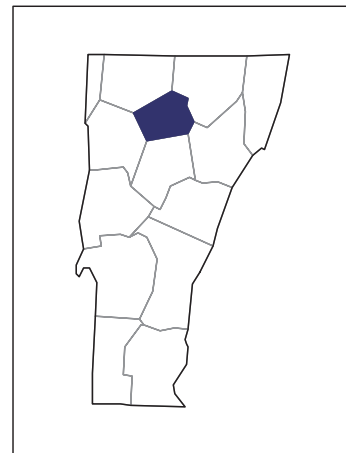
United States Department of Agriculture
National Agricultural Statistics Service

www.agcensus.usda.gov

2007 CENSUS *OF* **AGRICULTURE**

Lamoille County – Vermont

**Farms with Asian Operators
Compared with All Farms**



Data are not available at this geographic level for farms with Asian operators.



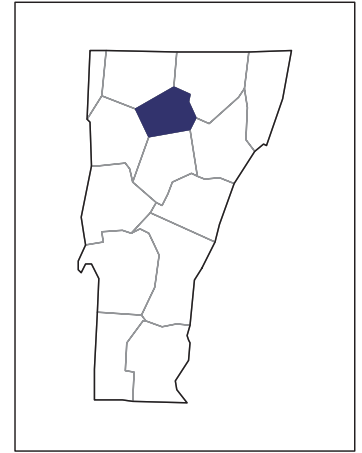
United States Department of Agriculture
National Agricultural Statistics Service

www.agcensus.usda.gov

2007 CENSUS *OF* **AGRICULTURE**

Lamoille County – Vermont

**Farms with Black or African American
Operators Compared with All Farms**



Data are not available at this geographic level for farms with Black or African American operators.



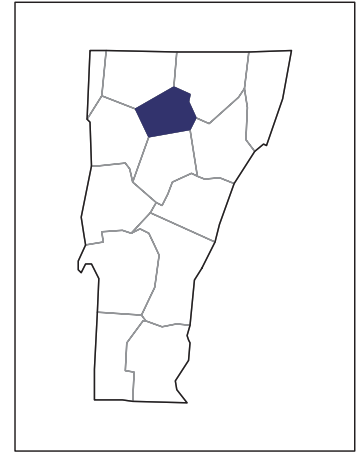
United States Department of Agriculture
National Agricultural Statistics Service

www.agcensus.usda.gov

2007 CENSUS *OF* AGRICULTURE

Lamoille County – Vermont

Farms with Native Hawaiian or Other Pacific Islander Operators Compared with All Farms



Data are not available at this geographic level for farms with Native Hawaiian or Other Pacific Islander operators.



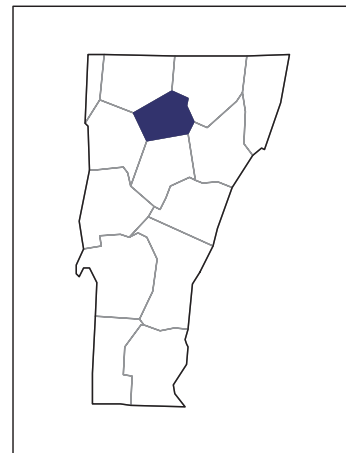
United States Department of Agriculture
National Agricultural Statistics Service

www.agcensus.usda.gov

2007 CENSUS OF **AGRICULTURE**

Lamoille County – Vermont

**Farms with White Operators
Compared with All Farms**



Data are not available at this geographic level for farms with White operators.



United States Department of Agriculture
National Agricultural Statistics Service

www.agcensus.usda.gov

