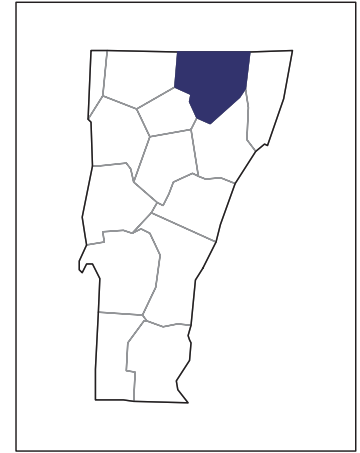


2007 CENSUS OF AGRICULTURE



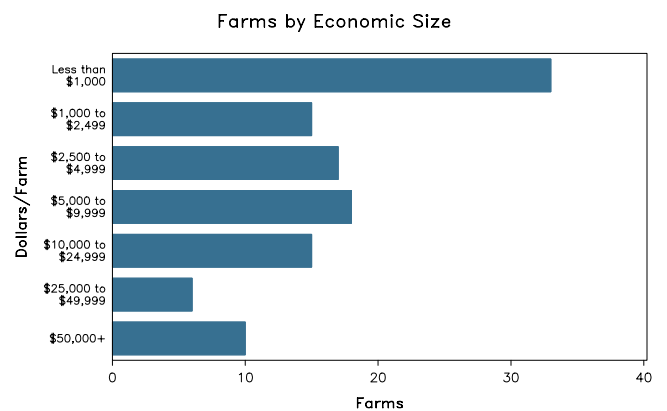
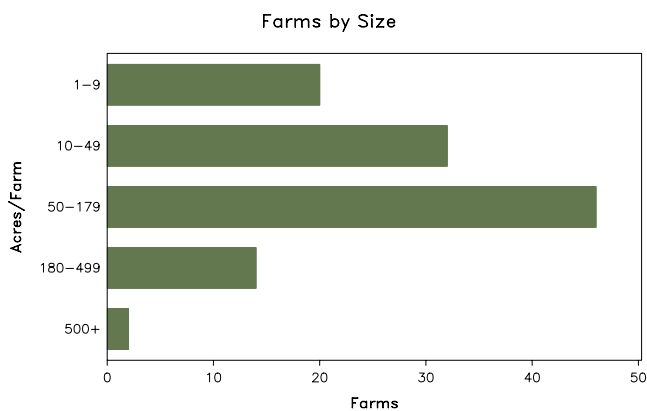
Orleans County – Vermont

Farms with Women Principal Operators Compared with All Farms

	Women Principal Operators	All Farms
Number of Farms	114	635
Land in Farms	11,202 acres	130,308 acres
Average Size of Farm	98 acres	205 acres
Market Value of Products Sold	\$2,204,000	\$82,348,000
Crop Sales	\$465,000	\$4,620,000
Livestock Sales	\$1,739,000	\$77,728,000
Average Per Farm	\$19,333	\$129,682
Government Payments	\$5,000	\$603,000
Average Per Farm Receiving Payments	\$719	\$4,247

See footnotes on reverse page.

Farms with Women Principal Operators



2007 CENSUS OF AGRICULTURE

Orleans County – Vermont Farms with Women Principal Operators

Selected Highlights

Item	Farms	Quantity
MARKET VALUE OF AGRICULTURAL PRODUCTS SOLD (\$1,000)		
Total value of agricultural products sold	114	2,204
Value of crops including nursery and greenhouse	54	465
Value of livestock, poultry, and their products	51	1,739
VALUE OF SALES BY COMMODITY GROUP (\$1,000)		
Grains, oilseeds, dry beans, and dry peas	-	-
Tobacco	-	-
Cotton and cottonseed	-	-
Vegetables, melons, potatoes and sweet potatoes	7	(D)
Fruits, tree nuts, and berries	1	(D)
Nursery, greenhouse, floriculture, and sod	13	119
Cut Christmas trees and short rotation woody crops	1	(D)
Other crops and hay	39	303
Poultry and eggs	16	5
Cattle and calves	22	170
Milk and other dairy products from cows	7	(D)
Hogs and pigs	3	1
Sheep, goats, and their products	14	(D)
Horses, ponies, mules, burros, and donkeys	6	(D)
Aquaculture	2	(D)
Other animals and other animal products	6	7
TOP CROP ITEMS (acres)		
Forage - land used for all hay and haylage, grass silage, and greenchop	47	2,463
Corn for silage or greenchop	4	(D)
Cut Christmas trees	1	(D)
Vegetables harvested for sale	7	10
Floriculture crops, total	6	8
TOP LIVESTOCK INVENTORY ITEMS (number)		
Cattle and calves	33	1,058
Layers	25	(D)
Horses and ponies	34	182
Goats, all	19	86
Sheep and lambs	7	53

Operator Characteristics

Item	Quantity
Primary occupation:	
Farming	56
Other	58
Days worked off farm:	
None	29
Any	85
Years on present farm:	
2 years or less	9
3 to 4 years	13
5 to 9 years	27
10 years or more	65
Age group:	
Under 45 years	20
45 to 64 years	73
65 years and over	21
Average age of principal operator (years)	55.2

Economic Characteristics

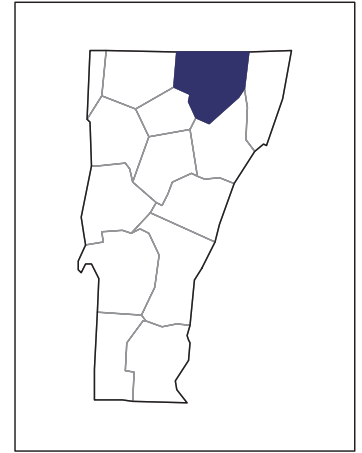
Item	Quantity
Farms by value of sales:	
Less than \$1,000	33
\$1,000 to \$2,499	15
\$2,500 to \$4,999	17
\$5,000 to \$9,999	19
\$10,000 to \$49,999	20
\$50,000 to \$99,999	6
\$100,000 to \$249,999	3
\$250,000 to \$499,999	-
\$500,000 or more	1
Total farm production expenses (\$1,000)	2,070
Average per farm (\$)	18,156
Net cash farm income of operation (\$1,000)	283
Average per farm (\$)	2,479
Value of agricultural products sold directly to individuals for human consumption (\$1,000)	54
Total organic product sales (\$1,000)	33
Total income from farm-related sources, gross before taxes and expenses (\$1,000)	143

See "Census of Agriculture, Volume 1, Geographic Area Series" for complete footnotes, explanations, definitions, and methodology.
(D) Cannot be disclosed. (Z) Less than half of the unit shown.

2007 CENSUS *OF* **AGRICULTURE**

Orleans County – Vermont

Farms with Spanish, Hispanic, or Latino Operators Compared with All Farms



Data are not available at this geographic level for farms with Spanish, Hispanic, or Latino operators.



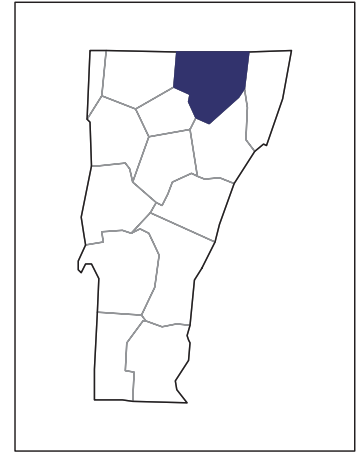
United States Department of Agriculture
National Agricultural Statistics Service

www.agcensus.usda.gov

2007 CENSUS OF AGRICULTURE

Orleans County – Vermont

Farms with American Indian or Alaska Native Operators Compared with All Farms



Data are not available at this geographic level for farms with American Indian or Alaska Native operators.



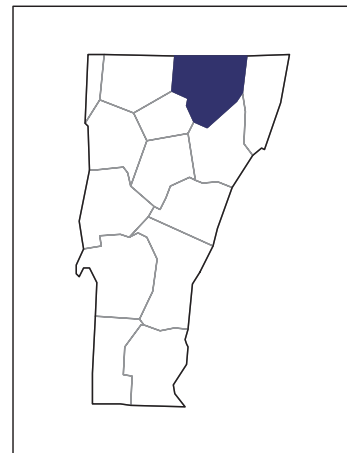
United States Department of Agriculture
National Agricultural Statistics Service

www.agcensus.usda.gov

2007 CENSUS *OF* **AGRICULTURE**

Orleans County – Vermont

**Farms with Asian Operators
Compared with All Farms**



Data are not available at this geographic level for farms with Asian operators.



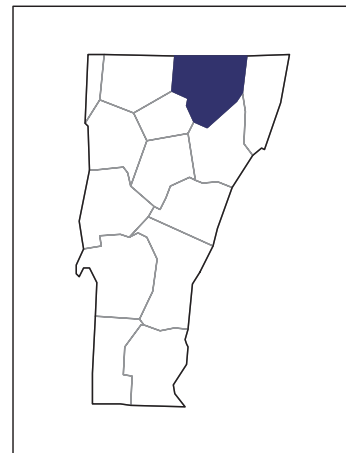
United States Department of Agriculture
National Agricultural Statistics Service

www.agcensus.usda.gov

2007 CENSUS OF AGRICULTURE

Orleans County – Vermont

Farms with Black or African American Operators Compared with All Farms



Data are not available at this geographic level for farms with Black or African American operators.



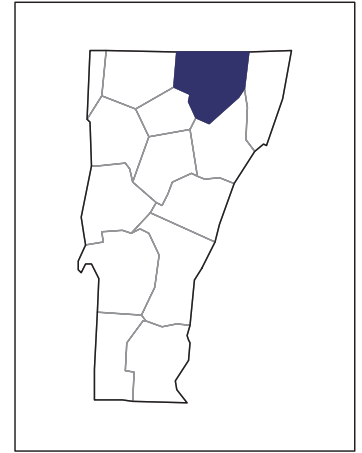
United States Department of Agriculture
National Agricultural Statistics Service

www.agcensus.usda.gov

2007 CENSUS OF AGRICULTURE

Orleans County – Vermont

Farms with Native Hawaiian or Other Pacific Islander Operators Compared with All Farms



Data are not available at this geographic level for farms with Native Hawaiian or Other Pacific Islander operators.



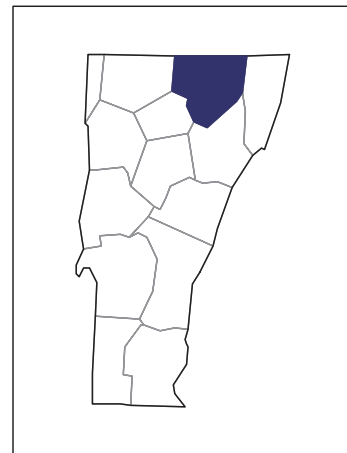
United States Department of Agriculture
National Agricultural Statistics Service

www.agcensus.usda.gov

2007 CENSUS *OF* AGRICULTURE

Orleans County – Vermont

**Farms with White Operators
Compared with All Farms**



Data are not available at this geographic level for farms with White operators.



United States Department of Agriculture
National Agricultural Statistics Service

www.agcensus.usda.gov

