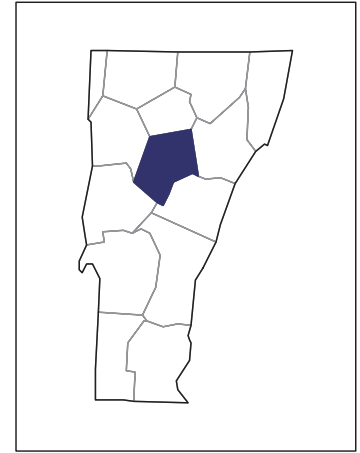


2007 CENSUS OF AGRICULTURE



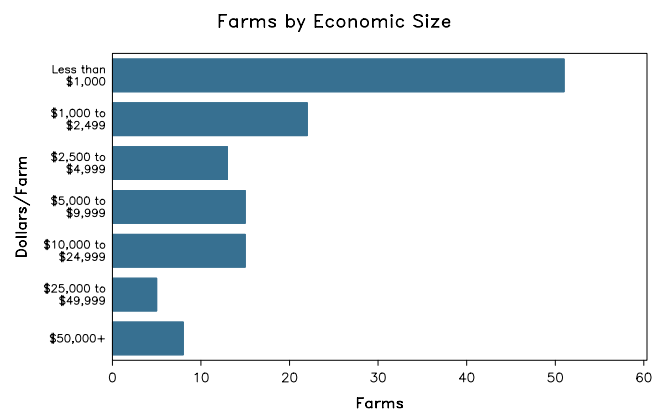
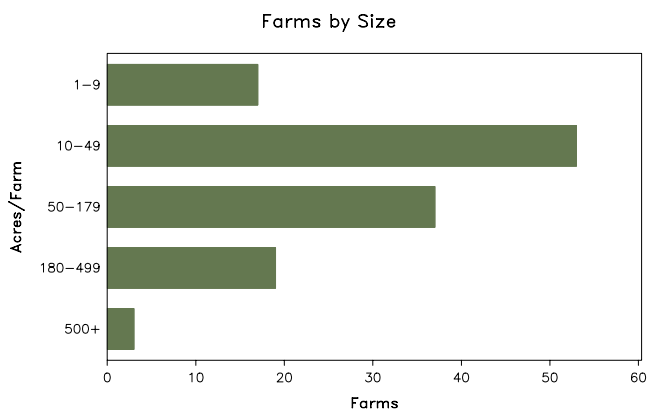
Washington County – Vermont

Farms with Women Principal Operators Compared with All Farms

	Women Principal Operators	All Farms
Number of Farms	129	444
Land in Farms	14,754 acres	61,029 acres
Average Size of Farm	114 acres	137 acres
Market Value of Products Sold	\$2,312,000	\$21,511,000
Crop Sales	\$472,000	\$5,154,000
Livestock Sales	\$1,840,000	\$16,358,000
Average Per Farm	\$17,919	\$48,448
Government Payments	(D)	\$302,000
Average Per Farm Receiving Payments	(D)	\$6,564

See footnotes on reverse page.

Farms with Women Principal Operators



2007 CENSUS OF AGRICULTURE

Washington County – Vermont Farms with Women Principal Operators

Selected Highlights

Item	Farms	Quantity
MARKET VALUE OF AGRICULTURAL PRODUCTS SOLD (\$1,000)		
Total value of agricultural products sold	129	2,312
Value of crops including nursery and greenhouse	54	472
Value of livestock, poultry, and their products	55	1,840
VALUE OF SALES BY COMMODITY GROUP (\$1,000)		
Grains, oilseeds, dry beans, and dry peas	-	-
Tobacco	-	-
Cotton and cottonseed	-	-
Vegetables, melons, potatoes and sweet potatoes	15	222
Fruits, tree nuts, and berries	10	37
Nursery, greenhouse, floriculture, and sod	11	110
Cut Christmas trees and short rotation woody crops	3	-
Other crops and hay	31	103
Poultry and eggs	19	16
Cattle and calves	18	283
Milk and other dairy products from cows	8	(D)
Hogs and pigs	5	6
Sheep, goats, and their products	16	51
Horses, ponies, mules, burros, and donkeys	6	158
Aquaculture	2	(D)
Other animals and other animal products	2	(D)
TOP CROP ITEMS (acres)		
Forage - land used for all hay and haylage, grass silage, and greenchop	41	1,947
Corn for silage or greenchop	4	106
Vegetables harvested for sale	15	29
Grapes	3	(D)
Floriculture crops, total	9	9
TOP LIVESTOCK INVENTORY ITEMS (number)		
Cattle and calves	25	859
Horses and ponies	50	423
Layers	23	338
Sheep and lambs	16	225
Goats, all	10	146

Operator Characteristics

Item	Quantity
Primary occupation:	
Farming	81
Other	48
Days worked off farm:	
None	38
Any	91
Years on present farm:	
2 years or less	3
3 to 4 years	16
5 to 9 years	45
10 years or more	65
Age group:	
Under 45 years	29
45 to 64 years	78
65 years and over	22
Average age of principal operator (years)	54.3

Economic Characteristics

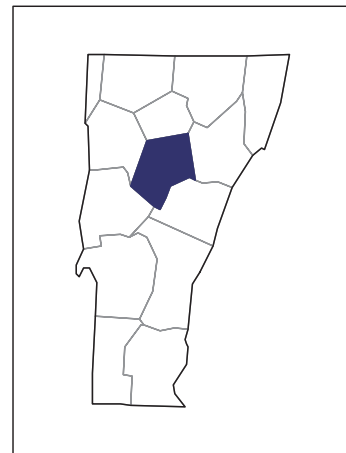
Item	Quantity
Farms by value of sales:	
Less than \$1,000	54
\$1,000 to \$2,499	19
\$2,500 to \$4,999	13
\$5,000 to \$9,999	15
\$10,000 to \$49,999	20
\$50,000 to \$99,999	6
\$100,000 to \$249,999	-
\$250,000 to \$499,999	1
\$500,000 or more	1
Total farm production expenses (\$1,000)	3,531
Average per farm (\$)	27,371
Net cash farm income of operation (\$1,000)	-433
Average per farm (\$)	-3,355
Value of agricultural products sold directly to individuals for human consumption (\$1,000)	215
Total organic product sales (\$1,000)	268
Total income from farm-related sources, gross before taxes and expenses (\$1,000)	715

See "Census of Agriculture, Volume 1, Geographic Area Series" for complete footnotes, explanations, definitions, and methodology.
(D) Cannot be disclosed. (Z) Less than half of the unit shown.

2007 CENSUS OF AGRICULTURE

Washington County – Vermont

Farms with Spanish, Hispanic, or Latino Operators Compared with All Farms



Data are not available at this geographic level for farms with Spanish, Hispanic, or Latino operators.



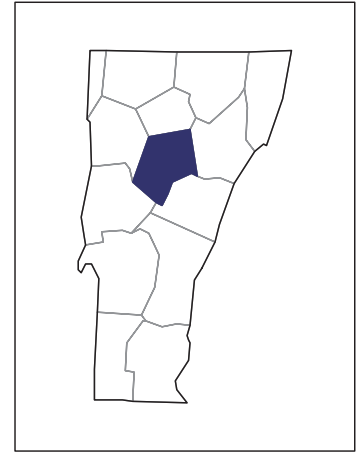
United States Department of Agriculture
National Agricultural Statistics Service

www.agcensus.usda.gov

2007 CENSUS *OF* AGRICULTURE

Washington County – Vermont

Farms with American Indian or Alaska Native Operators Compared with All Farms



Data are not available at this geographic level for farms with American Indian or Alaska Native operators.



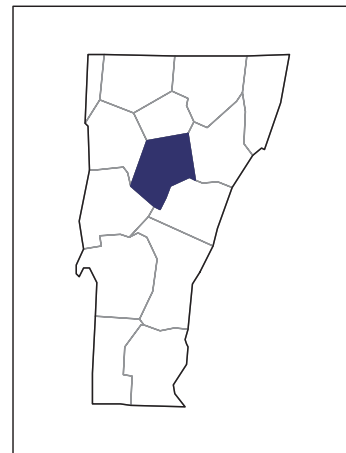
United States Department of Agriculture
National Agricultural Statistics Service

www.agcensus.usda.gov

2007 CENSUS *OF* **AGRICULTURE**

Washington County – Vermont

Farms with Asian Operators Compared with All Farms



Data are not available at this geographic level for farms with Asian operators.



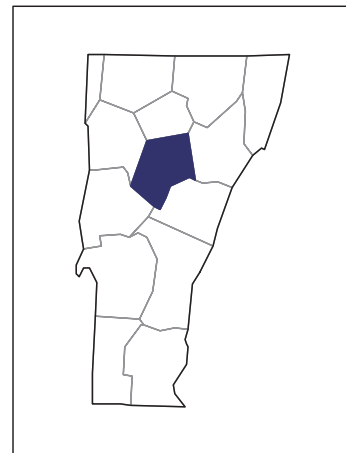
United States Department of Agriculture
National Agricultural Statistics Service

www.agcensus.usda.gov

2007 CENSUS *OF* **AGRICULTURE**

Washington County – Vermont

Farms with Black or African American Operators Compared with All Farms



Data are not available at this geographic level for farms with Black or African American operators.



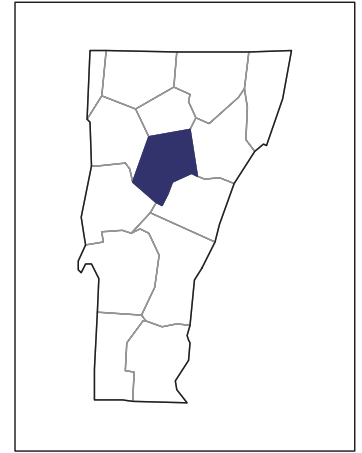
United States Department of Agriculture
National Agricultural Statistics Service

www.agcensus.usda.gov

2007 CENSUS *OF* AGRICULTURE

Washington County – Vermont

Farms with Native Hawaiian or Other Pacific Islander Operators Compared with All Farms



Data are not available at this geographic level for farms with Native Hawaiian or Other Pacific Islander operators.



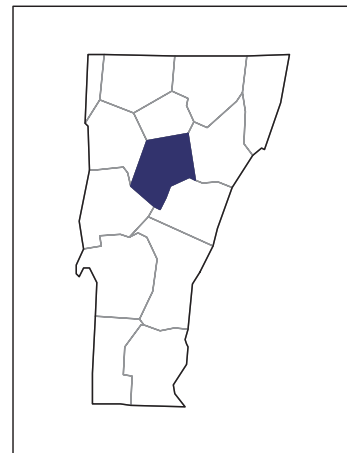
United States Department of Agriculture
National Agricultural Statistics Service

www.agcensus.usda.gov

2007 CENSUS OF AGRICULTURE

Washington County – Vermont

Farms with White Operators Compared with All Farms



Data are not available at this geographic level for farms with White operators.



United States Department of Agriculture
National Agricultural Statistics Service

www.agcensus.usda.gov

