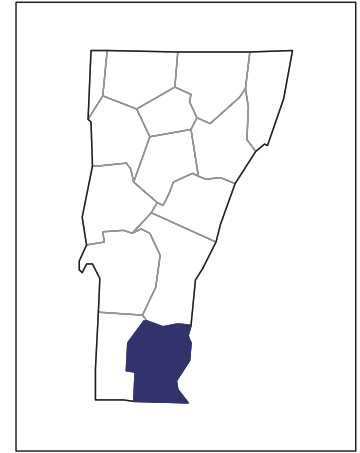


2007 CENSUS OF AGRICULTURE



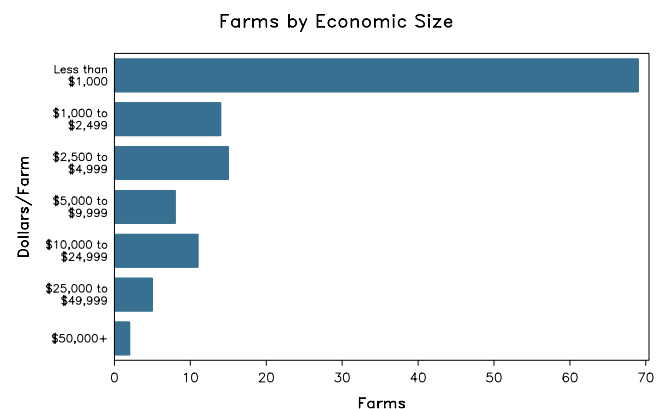
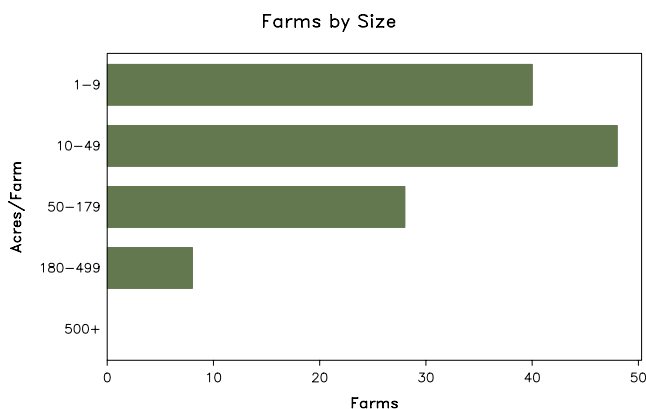
Windham County – Vermont

Farms with Women Principal Operators Compared with All Farms

	Women Principal Operators	All Farms
Number of Farms	124	428
Land in Farms	5,892 acres	50,764 acres
Average Size of Farm	48 acres	119 acres
Market Value of Products Sold	\$610,000	\$21,408,000
Crop Sales	\$362,000	\$8,507,000
Livestock Sales	\$248,000	\$12,900,000
Average Per Farm	\$4,917	\$50,018
Government Payments	-	\$157,000
Average Per Farm Receiving Payments	-	\$4,239

See footnotes on reverse page.

Farms with Women Principal Operators



2007 CENSUS OF AGRICULTURE

Windham County – Vermont Farms with Women Principal Operators

Selected Highlights

Item	Farms	Quantity
MARKET VALUE OF AGRICULTURAL PRODUCTS SOLD (\$1,000)		
Total value of agricultural products sold	124	610
Value of crops including nursery and greenhouse	41	362
Value of livestock, poultry, and their products	53	248
VALUE OF SALES BY COMMODITY GROUP (\$1,000)		
Grains, oilseeds, dry beans, and dry peas	-	-
Tobacco	-	-
Cotton and cottonseed	-	-
Vegetables, melons, potatoes and sweet potatoes	17	158
Fruits, tree nuts, and berries	7	30
Nursery, greenhouse, floriculture, and sod	10	102
Cut Christmas trees and short rotation woody crops	-	-
Other crops and hay	23	73
Poultry and eggs	30	19
Cattle and calves	7	(D)
Milk and other dairy products from cows	4	115
Hogs and pigs	2	(D)
Sheep, goats, and their products	26	62
Horses, ponies, mules, burros, and donkeys	2	(D)
Aquaculture	-	-
Other animals and other animal products	9	28
TOP CROP ITEMS (acres)		
Forage - land used for all hay and haylage, grass silage, and greenchop	20	388
Vegetables harvested for sale	17	16
Land in berries	2	(D)
Apples	5	5
Pears, all	5	(D)
TOP LIVESTOCK INVENTORY ITEMS (number)		
Layers	29	663
Horses and ponies	62	605
Sheep and lambs	27	427
Alpacas	12	93
Goats, all	13	79

Operator Characteristics

Item	Quantity
Primary occupation:	
Farming	65
Other	59
Days worked off farm:	
None	22
Any	102
Years on present farm:	
2 years or less	7
3 to 4 years	26
5 to 9 years	31
10 years or more	60
Age group:	
Under 45 years	42
45 to 64 years	54
65 years and over	28
Average age of principal operator (years)	50.5

Economic Characteristics

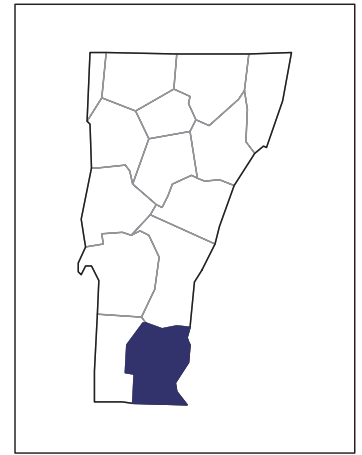
Item	Quantity
Farms by value of sales:	
Less than \$1,000	69
\$1,000 to \$2,499	14
\$2,500 to \$4,999	15
\$5,000 to \$9,999	8
\$10,000 to \$49,999	16
\$50,000 to \$99,999	2
\$100,000 to \$249,999	-
\$250,000 to \$499,999	-
\$500,000 or more	-
Total farm production expenses (\$1,000)	2,103
Average per farm (\$)	16,958
Net cash farm income of operation (\$1,000)	-1,075
Average per farm (\$)	-8,671
Value of agricultural products sold directly to individuals for human consumption (\$1,000)	179
Total organic product sales (\$1,000)	190
Total income from farm-related sources, gross before taxes and expenses (\$1,000)	418

See "Census of Agriculture, Volume 1, Geographic Area Series" for complete footnotes, explanations, definitions, and methodology.
(D) Cannot be disclosed. (Z) Less than half of the unit shown.

2007 CENSUS *OF* **AGRICULTURE**

Windham County – Vermont

Farms with Spanish, Hispanic, or Latino Operators Compared with All Farms



Data are not available at this geographic level for farms with Spanish, Hispanic, or Latino operators.



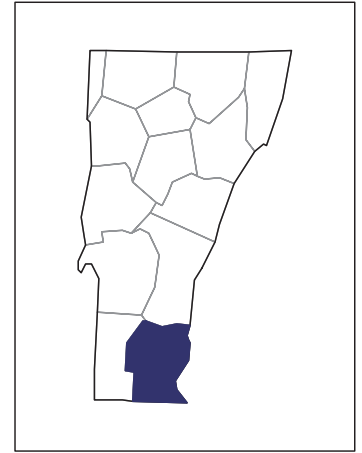
United States Department of Agriculture
National Agricultural Statistics Service

www.agcensus.usda.gov

2007 CENSUS *OF* AGRICULTURE

Windham County – Vermont

Farms with American Indian or Alaska Native Operators Compared with All Farms



Data are not available at this geographic level for farms with American Indian or Alaska Native operators.



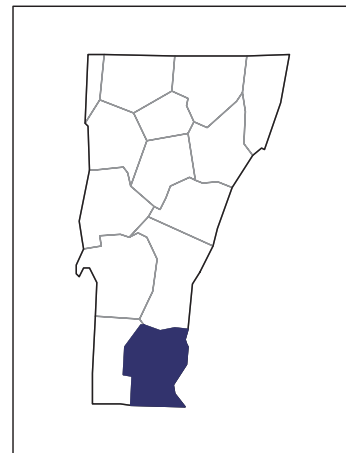
United States Department of Agriculture
National Agricultural Statistics Service

www.agcensus.usda.gov

2007 CENSUS *OF* **AGRICULTURE**

Windham County – Vermont

**Farms with Asian Operators
Compared with All Farms**



Data are not available at this geographic level for farms with Asian operators.



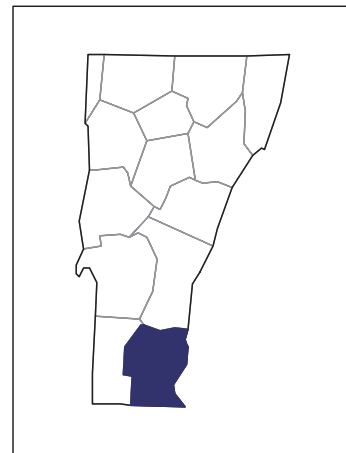
United States Department of Agriculture
National Agricultural Statistics Service

www.agcensus.usda.gov

2007 CENSUS *OF* **AGRICULTURE**

Windham County – Vermont

**Farms with Black or African American
Operators Compared with All Farms**



Data are not available at this geographic level for farms with Black or African American operators.



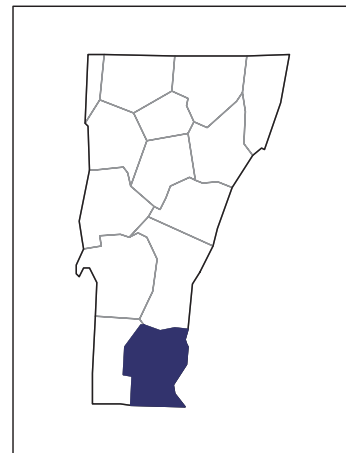
United States Department of Agriculture
National Agricultural Statistics Service

www.agcensus.usda.gov

2007 CENSUS *OF* AGRICULTURE

Windham County – Vermont

Farms with Native Hawaiian or Other Pacific Islander Operators Compared with All Farms



Data are not available at this geographic level for farms with Native Hawaiian or Other Pacific Islander operators.



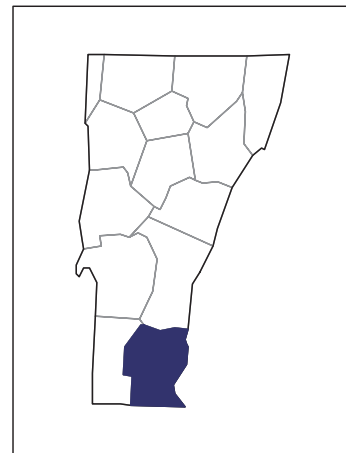
United States Department of Agriculture
National Agricultural Statistics Service

www.agcensus.usda.gov

2007 CENSUS *OF* AGRICULTURE

Windham County – Vermont

**Farms with White Operators
Compared with All Farms**



Data are not available at this geographic level for farms with White operators.



United States Department of Agriculture
National Agricultural Statistics Service

www.agcensus.usda.gov

