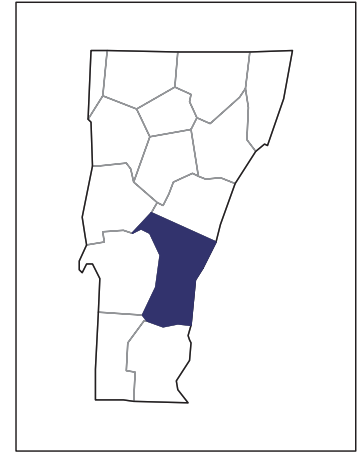


# 2007 CENSUS OF AGRICULTURE



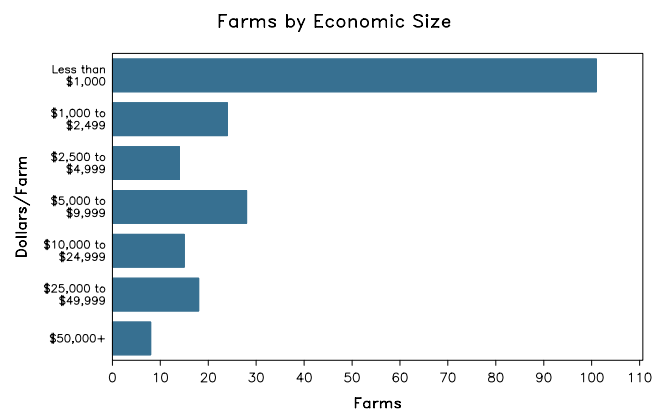
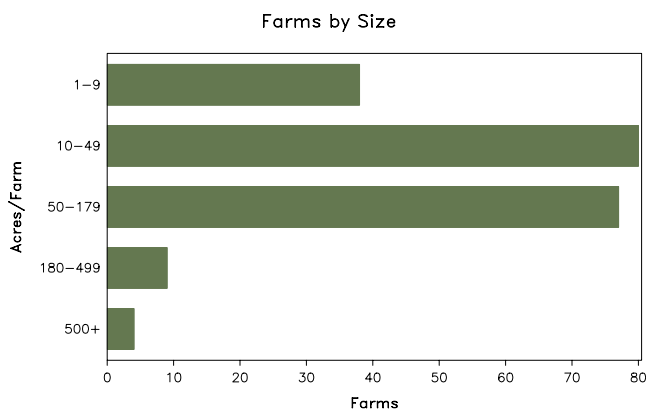
## Windsor County – Vermont

### Farms with Women Principal Operators Compared with All Farms

	Women Principal Operators	All Farms
<b>Number of Farms</b>	208	767
<b>Land in Farms</b>	15,428 acres	95,972 acres
<b>Average Size of Farm</b>	74 acres	125 acres
<b>Market Value of Products Sold</b>	\$2,718,000	\$24,978,000
Crop Sales	\$1,135,000	\$7,898,000
Livestock Sales	\$1,584,000	\$17,081,000
Average Per Farm	\$13,068	\$32,566
<b>Government Payments</b>	\$5,000	\$173,000
Average Per Farm Receiving Payments	\$607	\$2,311

See footnotes on reverse page.

### Farms with Women Principal Operators



# 2007 CENSUS OF AGRICULTURE

## Windsor County – Vermont Farms with Women Principal Operators

### Selected Highlights

Item	Farms	Quantity
<b>MARKET VALUE OF AGRICULTURAL PRODUCTS SOLD (\$1,000)</b>		
Total value of agricultural products sold	208	2,718
Value of crops including nursery and greenhouse	74	1,135
Value of livestock, poultry, and their products	107	1,584
<b>VALUE OF SALES BY COMMODITY GROUP (\$1,000)</b>		
Grains, oilseeds, dry beans, and dry peas	-	-
Tobacco	-	-
Cotton and cottonseed	-	-
Vegetables, melons, potatoes and sweet potatoes	11	179
Fruits, tree nuts, and berries	8	(D)
Nursery, greenhouse, floriculture, and sod	17	566
Cut Christmas trees and short rotation woody crops	2	(D)
Other crops and hay	51	295
Poultry and eggs	52	57
Cattle and calves	27	(D)
Milk and other dairy products from cows	10	419
Hogs and pigs	14	(D)
Sheep, goats, and their products	56	587
Horses, ponies, mules, burros, and donkeys	14	93
Aquaculture	-	-
Other animals and other animal products	9	2
<b>TOP CROP ITEMS (acres)</b>		
Forage - land used for all hay and haylage, grass silage, and greenchop	70	2,799
Vegetables harvested for sale	10	25
Apples	4	(D)
Cut Christmas trees	2	(D)
Land in berries	10	19
<b>TOP LIVESTOCK INVENTORY ITEMS (number)</b>		
Layers	59	1,879
Cattle and calves	40	1,173
Goats, all	34	969
Sheep and lambs	46	967
Horses and ponies	112	694

### Operator Characteristics

Item	Quantity
Primary occupation:	
Farming	109
Other	99
Days worked off farm:	
None	68
Any	140
Years on present farm:	
2 years or less	10
3 to 4 years	20
5 to 9 years	69
10 years or more	109
Age group:	
Under 45 years	40
45 to 64 years	112
65 years and over	56
Average age of principal operator (years)	57.0

### Economic Characteristics

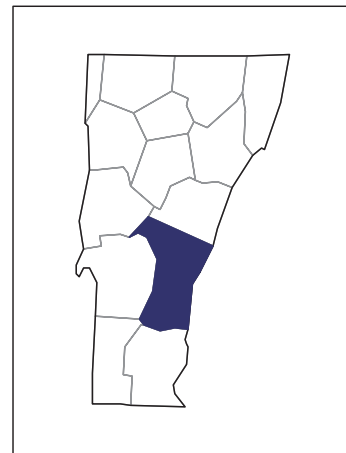
Item	Quantity
Farms by value of sales:	
Less than \$1,000	101
\$1,000 to \$2,499	24
\$2,500 to \$4,999	14
\$5,000 to \$9,999	28
\$10,000 to \$49,999	33
\$50,000 to \$99,999	3
\$100,000 to \$249,999	2
\$250,000 to \$499,999	3
\$500,000 or more	-
Total farm production expenses (\$1,000)	5,646
Average per farm (\$)	27,144
Net cash farm income of operation (\$1,000)	-2,254
Average per farm (\$)	-10,834
Value of agricultural products sold directly to individuals for human consumption (\$1,000)	385
Total organic product sales (\$1,000)	284
Total income from farm-related sources, gross before taxes and expenses (\$1,000)	669

See "Census of Agriculture, Volume 1, Geographic Area Series" for complete footnotes, explanations, definitions, and methodology.  
(D) Cannot be disclosed. (Z) Less than half of the unit shown.

# 2007 CENSUS *OF* **AGRICULTURE**

## Windsor County – Vermont

### Farms with Spanish, Hispanic, or Latino Operators Compared with All Farms



Data are not available at this geographic level for farms with Spanish, Hispanic, or Latino operators.



United States Department of Agriculture  
National Agricultural Statistics Service

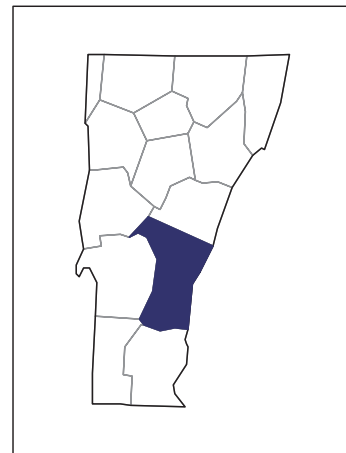
[www.agcensus.usda.gov](http://www.agcensus.usda.gov)



# 2007 CENSUS *OF* AGRICULTURE

## Windsor County – Vermont

### Farms with American Indian or Alaska Native Operators Compared with All Farms



Data are not available at this geographic level for farms with American Indian or Alaska Native operators.



United States Department of Agriculture  
National Agricultural Statistics Service

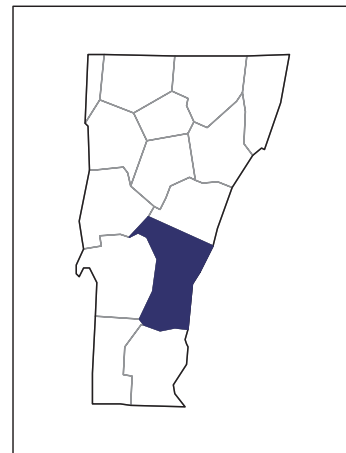
[www.agcensus.usda.gov](http://www.agcensus.usda.gov)



# 2007 CENSUS *OF* **AGRICULTURE**

**Windsor County – Vermont**

**Farms with Asian Operators  
Compared with All Farms**



**Data are not available at this geographic level for farms with Asian operators.**



United States Department of Agriculture  
National Agricultural Statistics Service

[www.agcensus.usda.gov](http://www.agcensus.usda.gov)

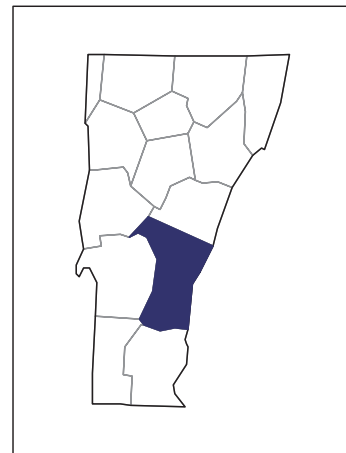




# 2007 CENSUS *OF* **AGRICULTURE**

## Windsor County – Vermont

### Farms with Black or African American Operators Compared with All Farms



Data are not available at this geographic level for farms with Black or African American operators.



United States Department of Agriculture  
National Agricultural Statistics Service

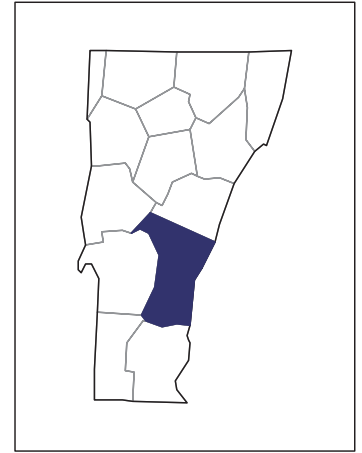
[www.agcensus.usda.gov](http://www.agcensus.usda.gov)



# 2007 CENSUS *OF* AGRICULTURE

## Windsor County – Vermont

### Farms with Native Hawaiian or Other Pacific Islander Operators Compared with All Farms



Data are not available at this geographic level for farms with Native Hawaiian or Other Pacific Islander operators.



United States Department of Agriculture  
National Agricultural Statistics Service

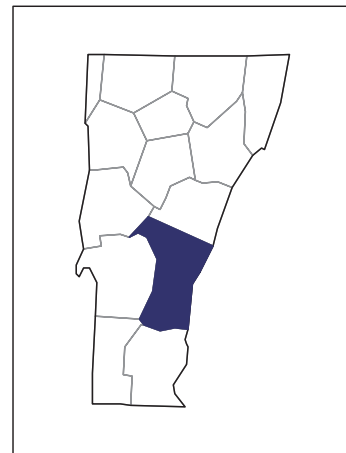
[www.agcensus.usda.gov](http://www.agcensus.usda.gov)



# 2007 CENSUS *OF* AGRICULTURE

**Windsor County – Vermont**

**Farms with White Operators  
Compared with All Farms**



**Data are not available at this geographic level for farms with White operators.**



United States Department of Agriculture  
National Agricultural Statistics Service

[www.agcensus.usda.gov](http://www.agcensus.usda.gov)

