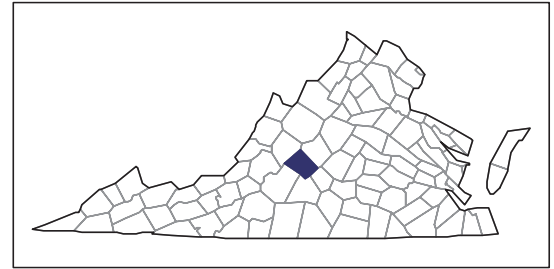


2007 CENSUS OF AGRICULTURE



Amherst County – Virginia

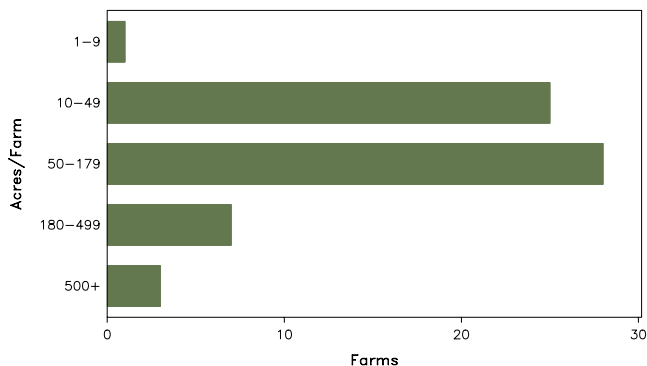
Farms with Women Principal Operators Compared with All Farms

	Women Principal Operators	All Farms
Number of Farms	64	424
Land in Farms	10,355 acres	88,430 acres
Average Size of Farm	162 acres	209 acres
Market Value of Products Sold	\$444,000	\$7,645,000
Crop Sales	\$123,000	\$1,357,000
Livestock Sales	\$321,000	\$6,287,000
Average Per Farm	\$6,932	\$18,030
Government Payments	\$11,000	\$89,000
Average Per Farm Receiving Payments	\$1,380	\$1,414

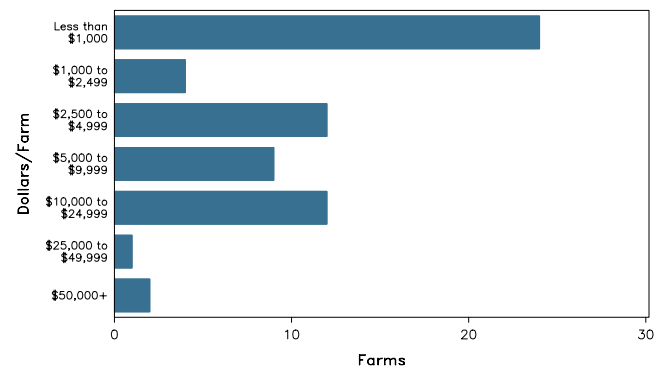
See footnotes on reverse page.

Farms with Women Principal Operators

Farms by Size



Farms by Economic Size



2007 CENSUS OF AGRICULTURE

Amherst County – Virginia Farms with Women Principal Operators

Selected Highlights

Item	Farms	Quantity
MARKET VALUE OF AGRICULTURAL PRODUCTS SOLD (\$1,000)		
Total value of agricultural products sold	64	444
Value of crops including nursery and greenhouse	9	123
Value of livestock, poultry, and their products	41	321
VALUE OF SALES BY COMMODITY GROUP (\$1,000)		
Grains, oilseeds, dry beans, and dry peas	-	-
Tobacco	-	-
Cotton and cottonseed	-	-
Vegetables, melons, potatoes and sweet potatoes	-	-
Fruits, tree nuts, and berries	1	(D)
Nursery, greenhouse, floriculture, and sod	1	(D)
Cut Christmas trees and short rotation woody crops	-	-
Other crops and hay	8	(D)
Poultry and eggs	4	6
Cattle and calves	31	(D)
Milk and other dairy products from cows	2	(D)
Hogs and pigs	-	-
Sheep, goats, and their products	1	(D)
Horses, ponies, mules, burros, and donkeys	7	38
Aquaculture	-	-
Other animals and other animal products	-	-
TOP CROP ITEMS (acres)		
Forage - land used for all hay and haylage, grass silage, and greenchop	37	1,207
Nursery stock	1	(D)
Grapes	1	(D)
Apples	1	(D)
TOP LIVESTOCK INVENTORY ITEMS (number)		
Cattle and calves	38	1,133
Horses and ponies	32	222
Layers	8	207
Pullets for laying flock replacement	4	68
Goats, all	5	49

Operator Characteristics

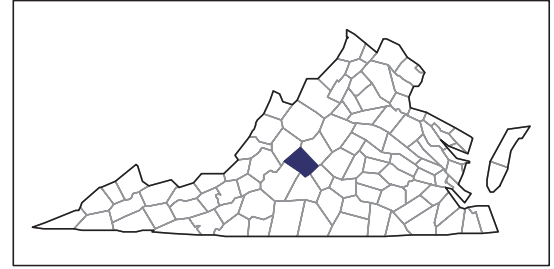
Item	Quantity
Primary occupation:	
Farming	25
Other	39
Days worked off farm:	
None	20
Any	44
Years on present farm:	
2 years or less	1
3 to 4 years	3
5 to 9 years	17
10 years or more	43
Age group:	
Under 45 years	4
45 to 64 years	33
65 years and over	27
Average age of principal operator (years)	61.5

Economic Characteristics

Item	Quantity
Farms by value of sales:	
Less than \$1,000	24
\$1,000 to \$2,499	6
\$2,500 to \$4,999	12
\$5,000 to \$9,999	7
\$10,000 to \$49,999	13
\$50,000 to \$99,999	2
\$100,000 to \$249,999	-
\$250,000 to \$499,999	-
\$500,000 or more	-
Total farm production expenses (\$1,000)	1,247
Average per farm (\$)	19,485
Net cash farm income of operation (\$1,000)	-648
Average per farm (\$)	-10,119
Value of agricultural products sold directly to individuals for human consumption (\$1,000)	(D)
Total organic product sales (\$1,000)	-
Total income from farm-related sources, gross before taxes and expenses (\$1,000)	145

See "Census of Agriculture, Volume 1, Geographic Area Series" for complete footnotes, explanations, definitions, and methodology.
(D) Cannot be disclosed. (Z) Less than half of the unit shown.

2007 CENSUS OF AGRICULTURE



Amherst County – Virginia

Farms with Spanish, Hispanic, or Latino Operators Compared with All Farms

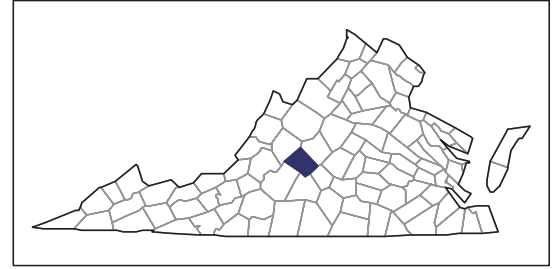
Data are not available at this geographic level for farms with Spanish, Hispanic, or Latino operators.



United States Department of Agriculture
National Agricultural Statistics Service

www.agcensus.usda.gov

2007 CENSUS OF AGRICULTURE



Amherst County – Virginia

Farms with American Indian or Alaska Native Operators Compared with All Farms

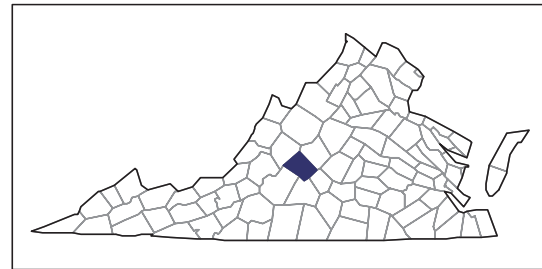
Data are not available at this geographic level for farms with American Indian or Alaska Native operators.



United States Department of Agriculture
National Agricultural Statistics Service

www.agcensus.usda.gov

2007 CENSUS OF AGRICULTURE



Amherst County – Virginia

**Farms with Asian Operators
Compared with All Farms**

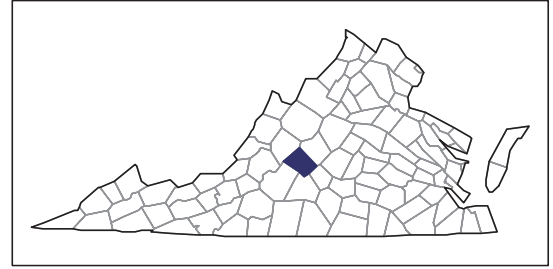
Data are not available at this geographic level for farms with Asian operators.



United States Department of Agriculture
National Agricultural Statistics Service

www.agcensus.usda.gov

2007 CENSUS OF AGRICULTURE



Amherst County – Virginia

Farms with Black or African American Operators Compared with All Farms

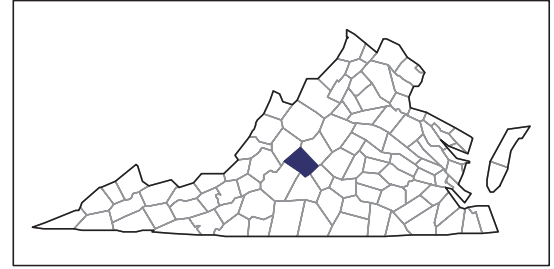
Data are not available at this geographic level for farms with Black or African American operators.



United States Department of Agriculture
National Agricultural Statistics Service

www.agcensus.usda.gov

2007 CENSUS OF AGRICULTURE



Amherst County – Virginia

Farms with Native Hawaiian or Other Pacific Islander Operators Compared with All Farms

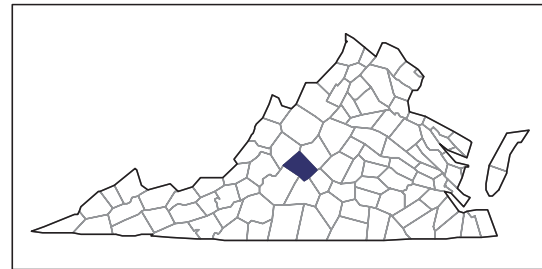
Data are not available at this geographic level for farms with Native Hawaiian or Other Pacific Islander operators.



United States Department of Agriculture
National Agricultural Statistics Service

www.agcensus.usda.gov

2007 CENSUS OF AGRICULTURE



Amherst County – Virginia

**Farms with White Operators
Compared with All Farms**

Data are not available at this geographic level for farms with White operators.



United States Department of Agriculture
National Agricultural Statistics Service

www.agcensus.usda.gov

