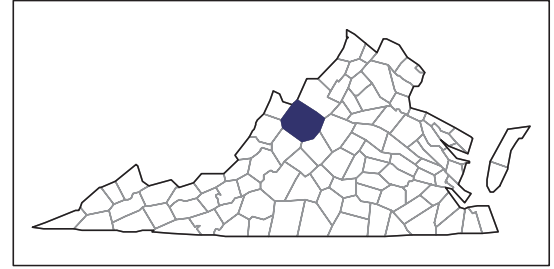


2007 CENSUS OF AGRICULTURE



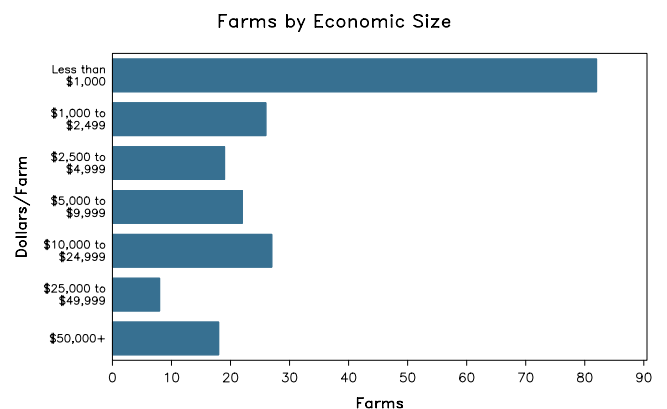
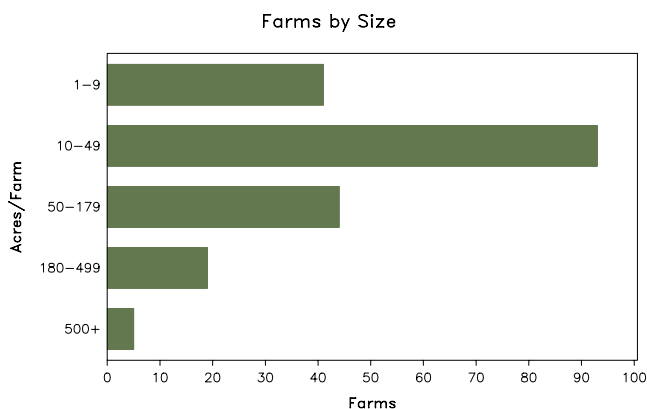
Augusta County – Virginia

Farms with Women Principal Operators Compared with All Farms

	Women Principal Operators	All Farms
Number of Farms	202	1,729
Land in Farms	16,536 acres	286,195 acres
Average Size of Farm	82 acres	166 acres
Market Value of Products Sold	\$17,220,000	\$194,814,000
Crop Sales	\$506,000	\$20,152,000
Livestock Sales	\$16,714,000	\$174,662,000
Average Per Farm	\$85,248	\$112,675
Government Payments	\$95,000	\$1,364,000
Average Per Farm Receiving Payments	\$3,074	\$3,919

See footnotes on reverse page.

Farms with Women Principal Operators



2007 CENSUS OF AGRICULTURE

Augusta County – Virginia Farms with Women Principal Operators

Selected Highlights

Item	Farms	Quantity
MARKET VALUE OF AGRICULTURAL PRODUCTS SOLD (\$1,000)		
Total value of agricultural products sold	202	17,220
Value of crops including nursery and greenhouse	50	506
Value of livestock, poultry, and their products	106	16,714
VALUE OF SALES BY COMMODITY GROUP (\$1,000)		
Grains, oilseeds, dry beans, and dry peas	11	229
Tobacco	-	-
Cotton and cottonseed	-	-
Vegetables, melons, potatoes and sweet potatoes	11	92
Fruits, tree nuts, and berries	3	(D)
Nursery, greenhouse, floriculture, and sod	6	(D)
Cut Christmas trees and short rotation woody crops	-	-
Other crops and hay	34	110
Poultry and eggs	21	(D)
Cattle and calves	79	1,323
Milk and other dairy products from cows	4	1,104
Hogs and pigs	3	(D)
Sheep, goats, and their products	19	37
Horses, ponies, mules, burros, and donkeys	11	162
Aquaculture	-	-
Other animals and other animal products	8	(D)
TOP CROP ITEMS (acres)		
Forage - land used for all hay and haylage, grass silage, and greenchop	95	3,302
Corn for grain	11	470
Corn for silage or greenchop	7	188
Soybeans for beans	2	(D)
Wheat for grain, all	2	(D)
TOP LIVESTOCK INVENTORY ITEMS (number)		
Broilers and other meat-type chickens	4	232,800
Turkeys	3	124,498
Cattle and calves	84	4,282
Horses and ponies	83	641
Sheep and lambs	12	449

Operator Characteristics

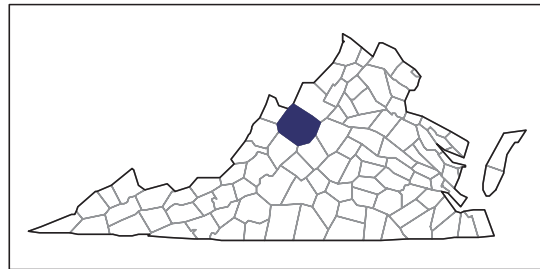
Item	Quantity
Primary occupation:	
Farming	96
Other	106
Days worked off farm:	
None	84
Any	118
Years on present farm:	
2 years or less	11
3 to 4 years	33
5 to 9 years	32
10 years or more	126
Age group:	
Under 45 years	27
45 to 64 years	120
65 years and over	55
Average age of principal operator (years)	58.7

Economic Characteristics

Item	Quantity
Farms by value of sales:	
Less than \$1,000	89
\$1,000 to \$2,499	22
\$2,500 to \$4,999	20
\$5,000 to \$9,999	18
\$10,000 to \$49,999	35
\$50,000 to \$99,999	4
\$100,000 to \$249,999	4
\$250,000 to \$499,999	1
\$500,000 or more	9
Total farm production expenses (\$1,000)	14,868
Average per farm (\$)	73,602
Net cash farm income of operation (\$1,000)	3,167
Average per farm (\$)	15,680
Value of agricultural products sold directly to individuals for human consumption (\$1,000)	77
Total organic product sales (\$1,000)	-
Total income from farm-related sources, gross before taxes and expenses (\$1,000)	719

See "Census of Agriculture, Volume 1, Geographic Area Series" for complete footnotes, explanations, definitions, and methodology.
(D) Cannot be disclosed. (Z) Less than half of the unit shown.

2007 CENSUS OF AGRICULTURE



Augusta County – Virginia

Farms with Spanish, Hispanic, or Latino Operators Compared with All Farms

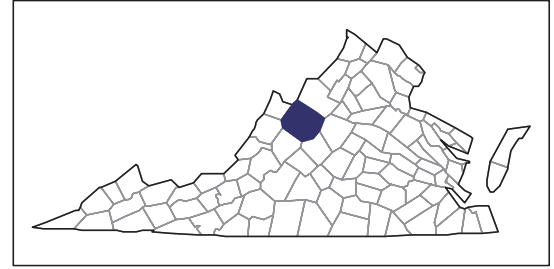
Data are not available at this geographic level for farms with Spanish, Hispanic, or Latino operators.



United States Department of Agriculture
National Agricultural Statistics Service

www.agcensus.usda.gov

2007 CENSUS OF AGRICULTURE



Augusta County – Virginia

Farms with American Indian or Alaska Native Operators Compared with All Farms

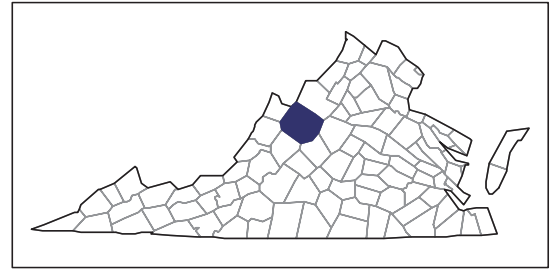
Data are not available at this geographic level for farms with American Indian or Alaska Native operators.



United States Department of Agriculture
National Agricultural Statistics Service

www.agcensus.usda.gov

2007 CENSUS OF AGRICULTURE



Augusta County – Virginia

Farms with Asian Operators Compared with All Farms

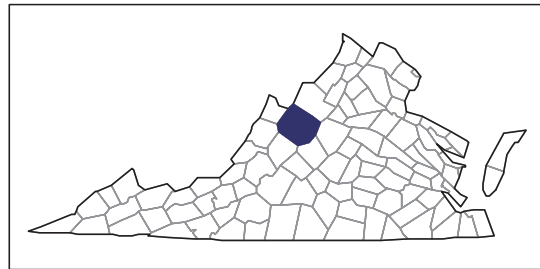
Data are not available at this geographic level for farms with Asian operators.



United States Department of Agriculture
National Agricultural Statistics Service

www.agcensus.usda.gov

2007 CENSUS OF AGRICULTURE



Augusta County – Virginia

Farms with Black or African American Operators Compared with All Farms

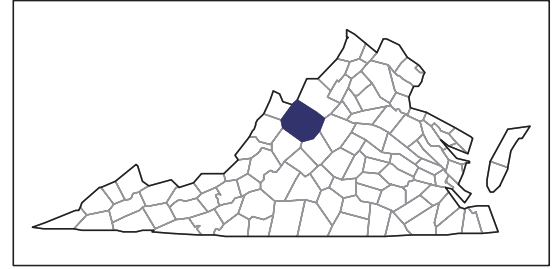
Data are not available at this geographic level for farms with Black or African American operators.



United States Department of Agriculture
National Agricultural Statistics Service

www.agcensus.usda.gov

2007 CENSUS OF AGRICULTURE



Augusta County – Virginia

Farms with Native Hawaiian or Other Pacific Islander Operators Compared with All Farms

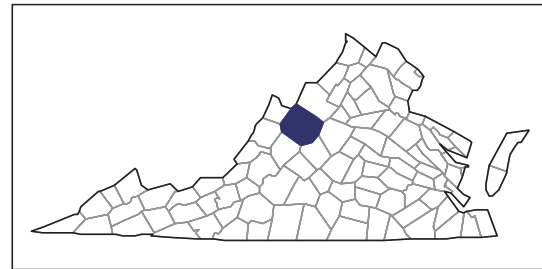
Data are not available at this geographic level for farms with Native Hawaiian or Other Pacific Islander operators.



United States Department of Agriculture
National Agricultural Statistics Service

www.agcensus.usda.gov

2007 CENSUS OF AGRICULTURE



Augusta County – Virginia

**Farms with White Operators
Compared with All Farms**

Data are not available at this geographic level for farms with White operators.



United States Department of Agriculture
National Agricultural Statistics Service

www.agcensus.usda.gov

