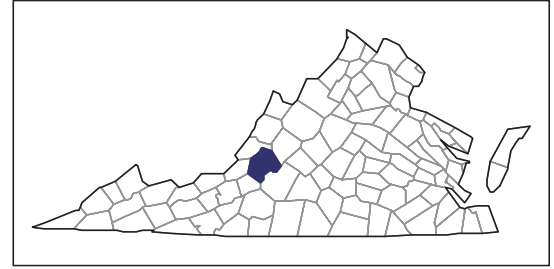


# 2007 CENSUS OF AGRICULTURE



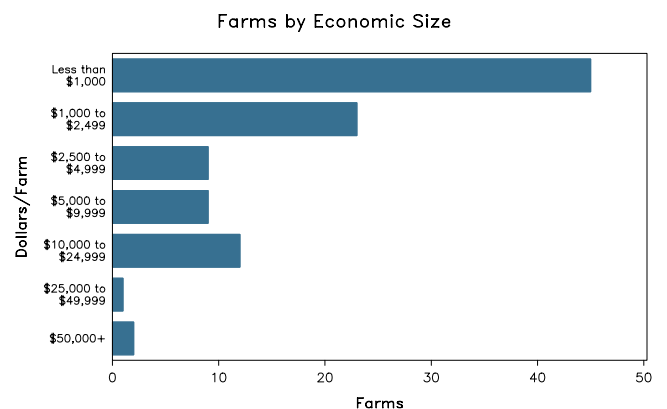
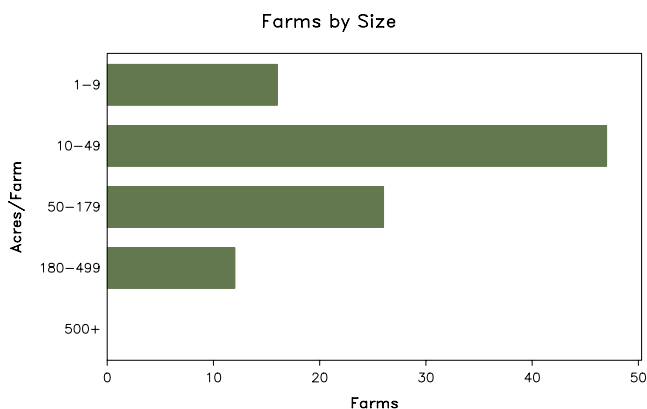
## Botetourt County – Virginia

### Farms with Women Principal Operators Compared with All Farms

	Women Principal Operators	All Farms
<b>Number of Farms</b>	101	638
<b>Land in Farms</b>	7,028 acres	87,913 acres
<b>Average Size of Farm</b>	70 acres	138 acres
<b>Market Value of Products Sold</b>	\$630,000	\$13,548,000
Crop Sales	\$119,000	\$2,488,000
Livestock Sales	\$511,000	\$11,059,000
Average Per Farm	\$6,241	\$21,234
<b>Government Payments</b>	\$3,000	\$241,000
Average Per Farm Receiving Payments	\$321	\$3,092

See footnotes on reverse page.

### Farms with Women Principal Operators



# 2007 CENSUS OF AGRICULTURE

## Botetourt County – Virginia Farms with Women Principal Operators

### Selected Highlights

Item	Farms	Quantity
<b>MARKET VALUE OF AGRICULTURAL PRODUCTS SOLD (\$1,000)</b>		
Total value of agricultural products sold	101	630
Value of crops including nursery and greenhouse	14	119
Value of livestock, poultry, and their products	50	511
<b>VALUE OF SALES BY COMMODITY GROUP (\$1,000)</b>		
Grains, oilseeds, dry beans, and dry peas	-	-
Tobacco	-	-
Cotton and cottonseed	-	-
Vegetables, melons, potatoes and sweet potatoes	-	-
Fruits, tree nuts, and berries	3	(D)
Nursery, greenhouse, floriculture, and sod	1	(D)
Cut Christmas trees and short rotation woody crops	-	-
Other crops and hay	13	(D)
Poultry and eggs	8	(D)
Cattle and calves	40	300
Milk and other dairy products from cows	-	-
Hogs and pigs	-	-
Sheep, goats, and their products	11	12
Horses, ponies, mules, burros, and donkeys	12	(D)
Aquaculture	-	-
Other animals and other animal products	1	(D)
<b>TOP CROP ITEMS (acres)</b>		
Forage - land used for all hay and haylage, grass silage, and greenchop	46	1,316
Grapes	1	(D)
Walnuts, English	2	(D)
<b>TOP LIVESTOCK INVENTORY ITEMS (number)</b>		
Cattle and calves	39	1,057
Horses and ponies	52	469
Layers	8	155
Goats, all	6	155
Sheep and lambs	3	83

### Operator Characteristics

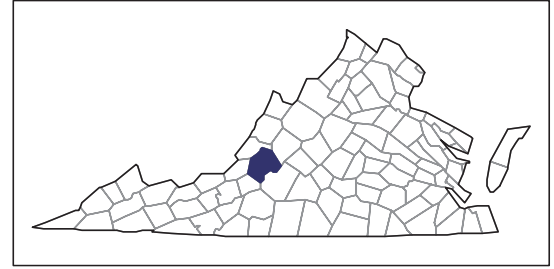
Item	Quantity
Primary occupation:	
Farming	40
Other	61
Days worked off farm:	
None	47
Any	54
Years on present farm:	
2 years or less	7
3 to 4 years	7
5 to 9 years	15
10 years or more	72
Age group:	
Under 45 years	21
45 to 64 years	43
65 years and over	37
Average age of principal operator (years)	59.5

### Economic Characteristics

Item	Quantity
Farms by value of sales:	
Less than \$1,000	45
\$1,000 to \$2,499	23
\$2,500 to \$4,999	9
\$5,000 to \$9,999	9
\$10,000 to \$49,999	13
\$50,000 to \$99,999	-
\$100,000 to \$249,999	2
\$250,000 to \$499,999	-
\$500,000 or more	-
Total farm production expenses (\$1,000)	1,669
Average per farm (\$)	16,526
Net cash farm income of operation (\$1,000)	-686
Average per farm (\$)	-6,796
Value of agricultural products sold directly to individuals for human consumption (\$1,000)	(D)
Total organic product sales (\$1,000)	(D)
Total income from farm-related sources, gross before taxes and expenses (\$1,000)	349

See "Census of Agriculture, Volume 1, Geographic Area Series" for complete footnotes, explanations, definitions, and methodology.  
(D) Cannot be disclosed. (Z) Less than half of the unit shown.

# 2007 CENSUS OF AGRICULTURE



## Botetourt County – Virginia

### Farms with Spanish, Hispanic, or Latino Operators Compared with All Farms

Data are not available at this geographic level for farms with Spanish, Hispanic, or Latino operators.

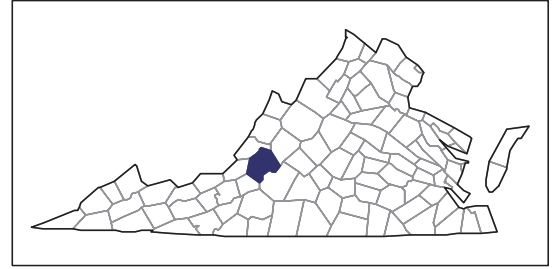


United States Department of Agriculture  
National Agricultural Statistics Service

[www.agcensus.usda.gov](http://www.agcensus.usda.gov)



# 2007 CENSUS OF AGRICULTURE



## Botetourt County – Virginia

### Farms with American Indian or Alaska Native Operators Compared with All Farms

Data are not available at this geographic level for farms with American Indian or Alaska Native operators.

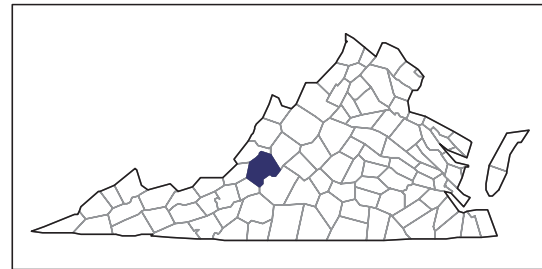


United States Department of Agriculture  
National Agricultural Statistics Service

[www.agcensus.usda.gov](http://www.agcensus.usda.gov)



# 2007 CENSUS OF AGRICULTURE



**Botetourt County – Virginia**

**Farms with Asian Operators  
Compared with All Farms**

**Data are not available at this geographic level for farms with Asian operators.**



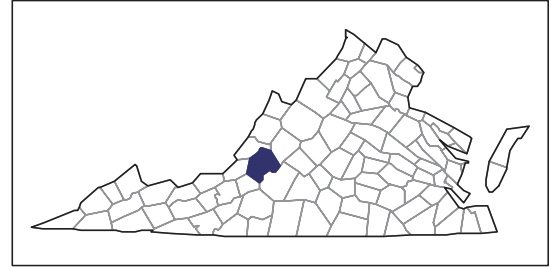
United States Department of Agriculture  
National Agricultural Statistics Service

[www.agcensus.usda.gov](http://www.agcensus.usda.gov)





# 2007 CENSUS OF AGRICULTURE



## Botetourt County – Virginia

### Farms with Black or African American Operators Compared with All Farms

Data are not available at this geographic level for farms with Black or African American operators.

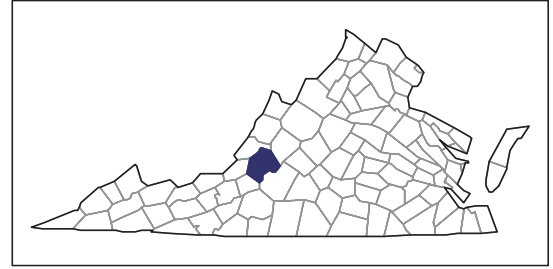


United States Department of Agriculture  
National Agricultural Statistics Service

[www.agcensus.usda.gov](http://www.agcensus.usda.gov)



# 2007 CENSUS OF AGRICULTURE



## Botetourt County – Virginia

### Farms with Native Hawaiian or Other Pacific Islander Operators Compared with All Farms

Data are not available at this geographic level for farms with Native Hawaiian or Other Pacific Islander operators.

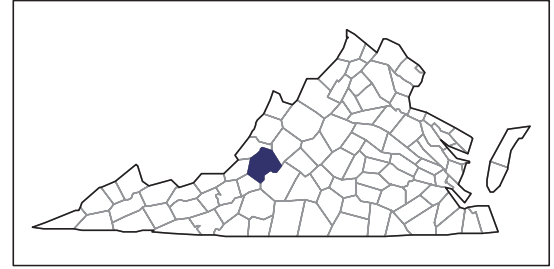


United States Department of Agriculture  
National Agricultural Statistics Service

[www.agcensus.usda.gov](http://www.agcensus.usda.gov)



# 2007 CENSUS OF AGRICULTURE



**Botetourt County – Virginia**

**Farms with White Operators  
Compared with All Farms**

**Data are not available at this geographic level for farms with White operators.**



United States Department of Agriculture  
National Agricultural Statistics Service

[www.agcensus.usda.gov](http://www.agcensus.usda.gov)

