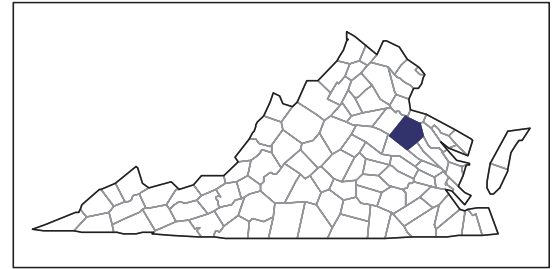


2007 CENSUS OF AGRICULTURE



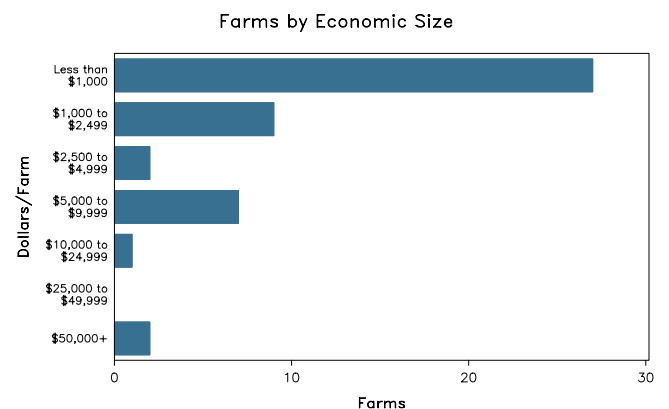
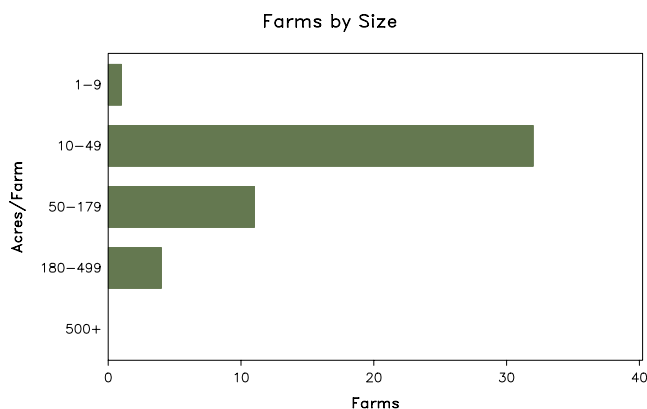
Caroline County – Virginia

Farms with Women Principal Operators Compared with All Farms

	Women Principal Operators	All Farms
Number of Farms	48	225
Land in Farms	3,220 acres	55,544 acres
Average Size of Farm	67 acres	247 acres
Market Value of Products Sold	(D)	\$10,760,000
Crop Sales	\$129,000	\$8,224,000
Livestock Sales	(D)	\$2,536,000
Average Per Farm	(D)	\$47,822
Government Payments	\$3,000	\$627,000
Average Per Farm Receiving Payments	\$945	\$10,121

See footnotes on reverse page.

Farms with Women Principal Operators



2007 CENSUS OF AGRICULTURE

Caroline County – Virginia Farms with Women Principal Operators

Selected Highlights

Item	Farms	Quantity
MARKET VALUE OF AGRICULTURAL PRODUCTS SOLD (\$1,000)		
Total value of agricultural products sold	48	(D)
Value of crops including nursery and greenhouse	14	129
Value of livestock, poultry, and their products	29	(D)
VALUE OF SALES BY COMMODITY GROUP (\$1,000)		
Grains, oilseeds, dry beans, and dry peas	2	(D)
Tobacco	-	-
Cotton and cottonseed	-	-
Vegetables, melons, potatoes and sweet potatoes	2	(D)
Fruits, tree nuts, and berries	-	-
Nursery, greenhouse, floriculture, and sod	6	(D)
Cut Christmas trees and short rotation woody crops	-	-
Other crops and hay	7	9
Poultry and eggs	15	17
Cattle and calves	6	(D)
Milk and other dairy products from cows	-	-
Hogs and pigs	4	1
Sheep, goats, and their products	4	(D)
Horses, ponies, mules, burros, and donkeys	4	6
Aquaculture	-	-
Other animals and other animal products	14	1
TOP CROP ITEMS (acres)		
Forage - land used for all hay and haylage, grass silage, and greenchop	14	353
Field and grass seed crops, all	1	(D)
Corn for grain	1	(D)
Cut Christmas trees	1	(D)
Vegetables harvested for sale	2	(D)
TOP LIVESTOCK INVENTORY ITEMS (number)		
Layers	15	622
Horses and ponies	29	203
Cattle and calves	6	112
Alpacas	5	101
Ducks	5	100

Operator Characteristics

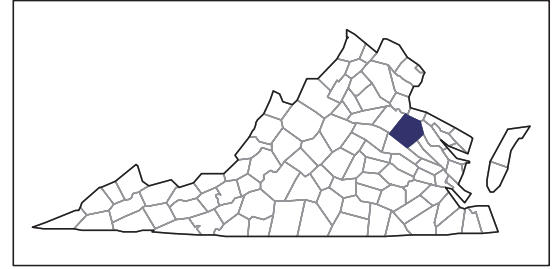
Item	Quantity
Primary occupation:	
Farming	19
Other	29
Days worked off farm:	
None	14
Any	34
Years on present farm:	
2 years or less	2
3 to 4 years	13
5 to 9 years	13
10 years or more	20
Age group:	
Under 45 years	17
45 to 64 years	22
65 years and over	9
Average age of principal operator (years)	54.4

Economic Characteristics

Item	Quantity
Farms by value of sales:	
Less than \$1,000	27
\$1,000 to \$2,499	9
\$2,500 to \$4,999	3
\$5,000 to \$9,999	6
\$10,000 to \$49,999	1
\$50,000 to \$99,999	1
\$100,000 to \$249,999	-
\$250,000 to \$499,999	-
\$500,000 or more	1
Total farm production expenses (\$1,000)	3,735
Average per farm (\$)	77,807
Net cash farm income of operation (\$1,000)	-2,054
Average per farm (\$)	-42,786
Value of agricultural products sold directly to individuals for human consumption (\$1,000)	2
Total organic product sales (\$1,000)	2
Total income from farm-related sources, gross before taxes and expenses (\$1,000)	130

See "Census of Agriculture, Volume 1, Geographic Area Series" for complete footnotes, explanations, definitions, and methodology.
(D) Cannot be disclosed. (Z) Less than half of the unit shown.

2007 CENSUS OF AGRICULTURE



Caroline County – Virginia

Farms with Spanish, Hispanic, or Latino Operators Compared with All Farms

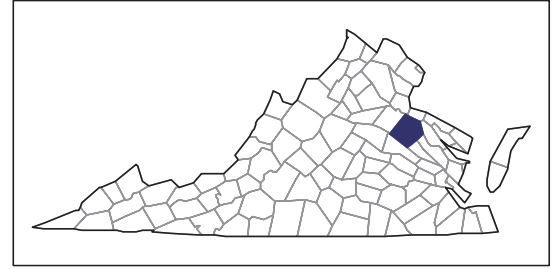
Data are not available at this geographic level for farms with Spanish, Hispanic, or Latino operators.



United States Department of Agriculture
National Agricultural Statistics Service

www.agcensus.usda.gov

2007 CENSUS OF AGRICULTURE



Caroline County – Virginia

Farms with American Indian or Alaska Native Operators Compared with All Farms

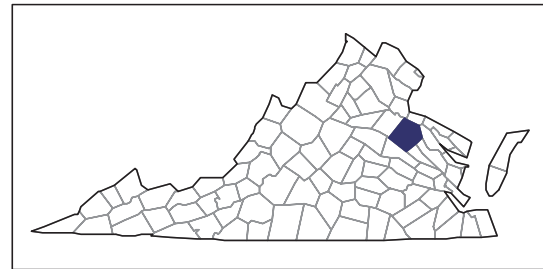
Data are not available at this geographic level for farms with American Indian or Alaska Native operators.



United States Department of Agriculture
National Agricultural Statistics Service

www.agcensus.usda.gov

2007 CENSUS OF AGRICULTURE



Caroline County – Virginia

**Farms with Asian Operators
Compared with All Farms**

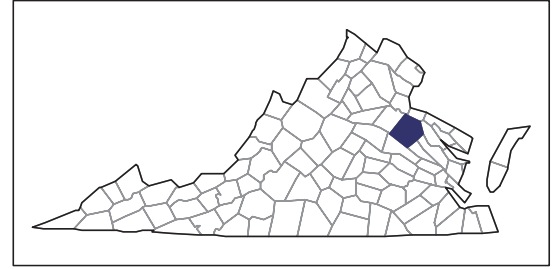
Data are not available at this geographic level for farms with Asian operators.



United States Department of Agriculture
National Agricultural Statistics Service

www.agcensus.usda.gov

2007 CENSUS OF AGRICULTURE



Caroline County – Virginia

Farms with Black or African American Operators Compared with All Farms

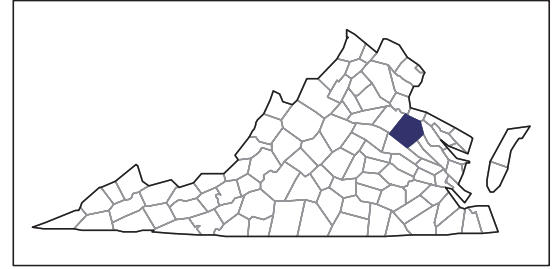
Data are not available at this geographic level for farms with Black or African American operators.



United States Department of Agriculture
National Agricultural Statistics Service

www.agcensus.usda.gov

2007 CENSUS OF AGRICULTURE



Caroline County – Virginia

Farms with Native Hawaiian or Other Pacific Islander Operators Compared with All Farms

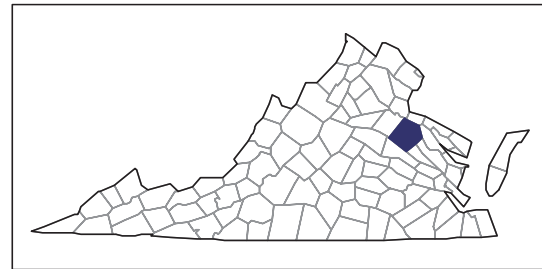
Data are not available at this geographic level for farms with Native Hawaiian or Other Pacific Islander operators.



United States Department of Agriculture
National Agricultural Statistics Service

www.agcensus.usda.gov

2007 CENSUS OF AGRICULTURE



Caroline County – Virginia

**Farms with White Operators
Compared with All Farms**

Data are not available at this geographic level for farms with White operators.



United States Department of Agriculture
National Agricultural Statistics Service

www.agcensus.usda.gov

