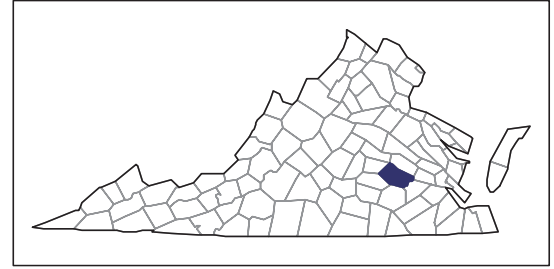


# 2007 CENSUS OF AGRICULTURE



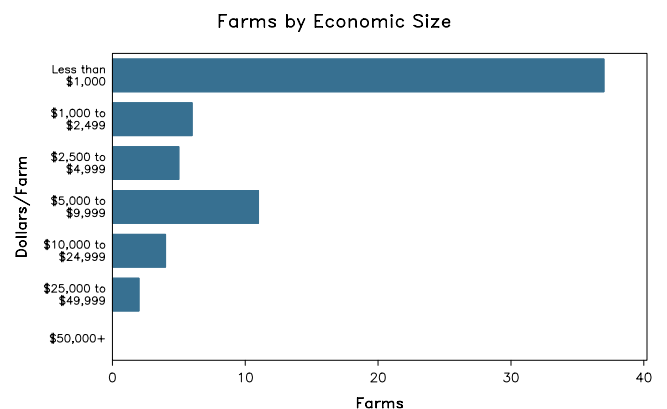
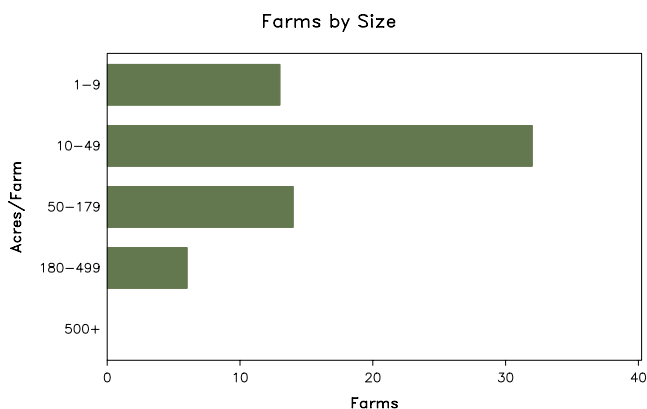
## Chesterfield County – Virginia

### Farms with Women Principal Operators Compared with All Farms

	Women Principal Operators	All Farms
<b>Number of Farms</b>	65	220
<b>Land in Farms</b>	3,487 acres	21,527 acres
<b>Average Size of Farm</b>	54 acres	98 acres
<b>Market Value of Products Sold</b>	\$244,000	\$4,487,000
Crop Sales	\$46,000	\$2,166,000
Livestock Sales	\$198,000	\$2,322,000
Average Per Farm	\$3,756	\$20,397
<b>Government Payments</b>	\$3,000	\$65,000
Average Per Farm Receiving Payments	\$492	\$2,413

See footnotes on reverse page.

### Farms with Women Principal Operators



# 2007 CENSUS OF AGRICULTURE

## Chesterfield County – Virginia Farms with Women Principal Operators

### Selected Highlights

Item	Farms	Quantity
<b>MARKET VALUE OF AGRICULTURAL PRODUCTS SOLD (\$1,000)</b>		
Total value of agricultural products sold	65	244
Value of crops including nursery and greenhouse	10	46
Value of livestock, poultry, and their products	29	198
<b>VALUE OF SALES BY COMMODITY GROUP (\$1,000)</b>		
Grains, oilseeds, dry beans, and dry peas	3	(D)
Tobacco	-	-
Cotton and cottonseed	-	-
Vegetables, melons, potatoes and sweet potatoes	-	-
Fruits, tree nuts, and berries	-	-
Nursery, greenhouse, floriculture, and sod	-	-
Cut Christmas trees and short rotation woody crops	1	(D)
Other crops and hay	9	(D)
Poultry and eggs	7	2
Cattle and calves	4	(D)
Milk and other dairy products from cows	-	-
Hogs and pigs	-	-
Sheep, goats, and their products	11	68
Horses, ponies, mules, burros, and donkeys	12	100
Aquaculture	2	(D)
Other animals and other animal products	4	(D)
<b>TOP CROP ITEMS (acres)</b>		
Forage - land used for all hay and haylage, grass silage, and greenchop	15	296
Corn for grain	2	(D)
Cut Christmas trees	1	(D)
Soybeans for beans	1	(D)
Wheat for grain, all	2	(D)
<b>TOP LIVESTOCK INVENTORY ITEMS (number)</b>		
Horses and ponies	43	375
Goats, all	16	194
Layers	7	82
Sheep and lambs	4	44
Alpacas	1	(D)

### Operator Characteristics

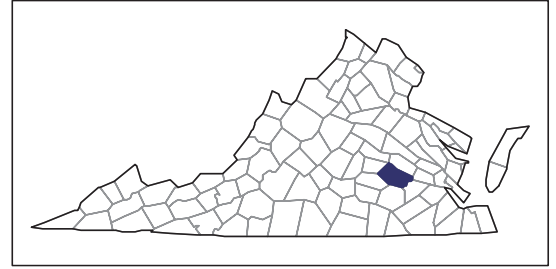
Item	Quantity
Primary occupation:	
Farming	34
Other	31
Days worked off farm:	
None	20
Any	45
Years on present farm:	
2 years or less	7
3 to 4 years	12
5 to 9 years	24
10 years or more	22
Age group:	
Under 45 years	22
45 to 64 years	30
65 years and over	13
Average age of principal operator (years)	50.3

### Economic Characteristics

Item	Quantity
Farms by value of sales:	
Less than \$1,000	37
\$1,000 to \$2,499	7
\$2,500 to \$4,999	4
\$5,000 to \$9,999	11
\$10,000 to \$49,999	6
\$50,000 to \$99,999	-
\$100,000 to \$249,999	-
\$250,000 to \$499,999	-
\$500,000 or more	-
Total farm production expenses (\$1,000)	1,212
Average per farm (\$)	18,647
Net cash farm income of operation (\$1,000)	-266
Average per farm (\$)	-4,086
Value of agricultural products sold directly to individuals for human consumption (\$1,000)	(D)
Total organic product sales (\$1,000)	-
Total income from farm-related sources, gross before taxes and expenses (\$1,000)	699

See "Census of Agriculture, Volume 1, Geographic Area Series" for complete footnotes, explanations, definitions, and methodology.  
(D) Cannot be disclosed. (Z) Less than half of the unit shown.

# 2007 CENSUS OF AGRICULTURE



## Chesterfield County – Virginia

### Farms with Spanish, Hispanic, or Latino Operators Compared with All Farms

Data are not available at this geographic level for farms with Spanish, Hispanic, or Latino operators.

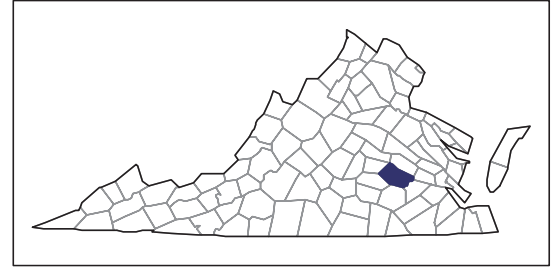


United States Department of Agriculture  
National Agricultural Statistics Service

[www.agcensus.usda.gov](http://www.agcensus.usda.gov)



# 2007 CENSUS OF AGRICULTURE



## Chesterfield County – Virginia

### Farms with American Indian or Alaska Native Operators Compared with All Farms

Data are not available at this geographic level for farms with American Indian or Alaska Native operators.

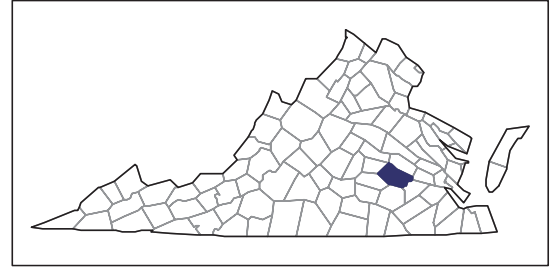


United States Department of Agriculture  
National Agricultural Statistics Service

[www.agcensus.usda.gov](http://www.agcensus.usda.gov)



# 2007 CENSUS OF AGRICULTURE



## Chesterfield County – Virginia

### Farms with Asian Operators Compared with All Farms

Data are not available at this geographic level for farms with Asian operators.



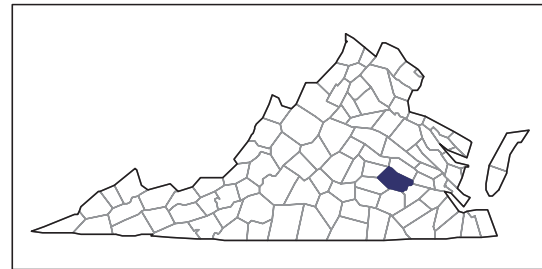
United States Department of Agriculture  
National Agricultural Statistics Service

[www.agcensus.usda.gov](http://www.agcensus.usda.gov)





# 2007 CENSUS OF AGRICULTURE



## Chesterfield County – Virginia

### Farms with Black or African American Operators Compared with All Farms

Data are not available at this geographic level for farms with Black or African American operators.

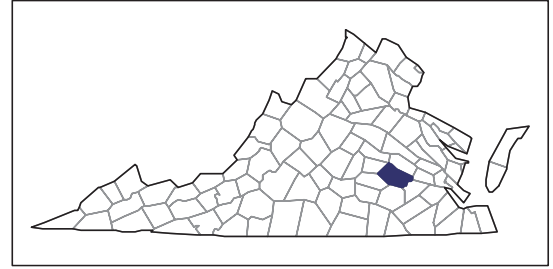


United States Department of Agriculture  
National Agricultural Statistics Service

[www.agcensus.usda.gov](http://www.agcensus.usda.gov)



# 2007 CENSUS OF AGRICULTURE



## Chesterfield County – Virginia

### Farms with Native Hawaiian or Other Pacific Islander Operators Compared with All Farms

Data are not available at this geographic level for farms with Native Hawaiian or Other Pacific Islander operators.

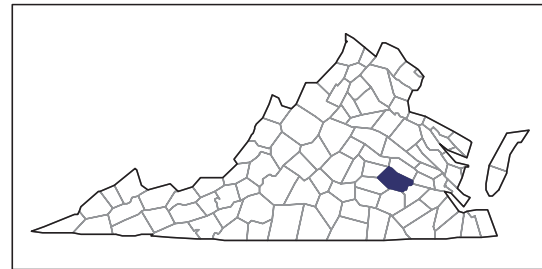


United States Department of Agriculture  
National Agricultural Statistics Service

[www.agcensus.usda.gov](http://www.agcensus.usda.gov)



# 2007 CENSUS OF AGRICULTURE



## Chesterfield County – Virginia

### Farms with White Operators Compared with All Farms

Data are not available at this geographic level for farms with White operators.



United States Department of Agriculture  
National Agricultural Statistics Service

[www.agcensus.usda.gov](http://www.agcensus.usda.gov)

