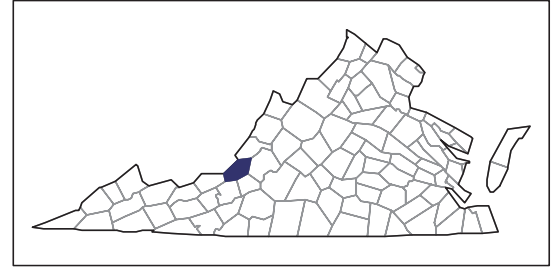


2007 CENSUS OF AGRICULTURE



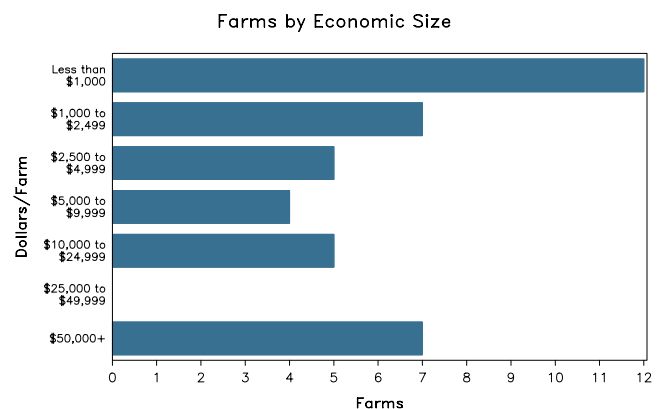
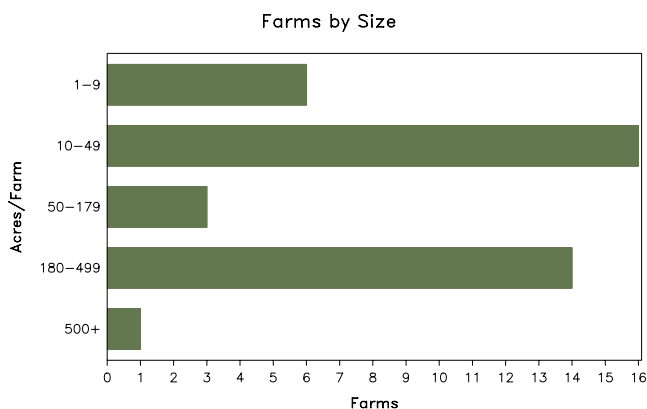
Craig County – Virginia

Farms with Women Principal Operators Compared with All Farms

	Women Principal Operators	All Farms
Number of Farms	40	193
Land in Farms	7,295 acres	41,630 acres
Average Size of Farm	182 acres	216 acres
Market Value of Products Sold	\$749,000	\$5,506,000
Crop Sales	\$46,000	\$481,000
Livestock Sales	\$703,000	\$5,025,000
Average Per Farm	\$18,727	\$28,530
Government Payments	\$22,000	\$82,000
Average Per Farm Receiving Payments	\$2,018	\$2,567

See footnotes on reverse page.

Farms with Women Principal Operators



2007 CENSUS OF AGRICULTURE

Craig County – Virginia Farms with Women Principal Operators

Selected Highlights

Item	Farms	Quantity
MARKET VALUE OF AGRICULTURAL PRODUCTS SOLD (\$1,000)		
Total value of agricultural products sold	40	749
Value of crops including nursery and greenhouse	14	46
Value of livestock, poultry, and their products	23	703
VALUE OF SALES BY COMMODITY GROUP (\$1,000)		
Grains, oilseeds, dry beans, and dry peas	1	(D)
Tobacco	-	-
Cotton and cottonseed	-	-
Vegetables, melons, potatoes and sweet potatoes	2	(D)
Fruits, tree nuts, and berries	2	(D)
Nursery, greenhouse, floriculture, and sod	3	14
Cut Christmas trees and short rotation woody crops	-	-
Other crops and hay	8	13
Poultry and eggs	3	-
Cattle and calves	20	408
Milk and other dairy products from cows	3	(D)
Hogs and pigs	-	-
Sheep, goats, and their products	3	-
Horses, ponies, mules, burros, and donkeys	3	2
Aquaculture	-	-
Other animals and other animal products	1	(D)
TOP CROP ITEMS (acres)		
Forage - land used for all hay and haylage, grass silage, and greenchop	18	1,208
Corn for silage or greenchop	4	81
Vegetables harvested for sale	2	(D)
Pumpkins	1	(D)
Floriculture crops, total	1	(D)
TOP LIVESTOCK INVENTORY ITEMS (number)		
Cattle and calves	18	992
Bison	1	(D)
Horses and ponies	13	81
Goats, all	6	16
Layers	1	(D)

Operator Characteristics

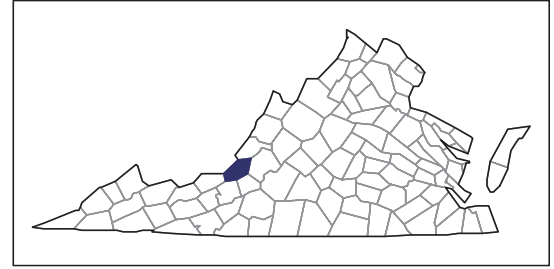
Item	Quantity
Primary occupation:	
Farming	18
Other	22
Days worked off farm:	
None	9
Any	31
Years on present farm:	
2 years or less	-
3 to 4 years	8
5 to 9 years	11
10 years or more	21
Age group:	
Under 45 years	3
45 to 64 years	29
65 years and over	8
Average age of principal operator (years)	56.3

Economic Characteristics

Item	Quantity
Farms by value of sales:	
Less than \$1,000	13
\$1,000 to \$2,499	6
\$2,500 to \$4,999	5
\$5,000 to \$9,999	4
\$10,000 to \$49,999	5
\$50,000 to \$99,999	6
\$100,000 to \$249,999	1
\$250,000 to \$499,999	-
\$500,000 or more	-
Total farm production expenses (\$1,000)	1,547
Average per farm (\$)	38,681
Net cash farm income of operation (\$1,000)	-720
Average per farm (\$)	-17,992
Value of agricultural products sold directly to individuals for human consumption (\$1,000)	1
Total organic product sales (\$1,000)	(D)
Total income from farm-related sources, gross before taxes and expenses (\$1,000)	56

See "Census of Agriculture, Volume 1, Geographic Area Series" for complete footnotes, explanations, definitions, and methodology.
(D) Cannot be disclosed. (Z) Less than half of the unit shown.

2007 CENSUS OF AGRICULTURE



Craig County – Virginia

Farms with Spanish, Hispanic, or Latino Operators Compared with All Farms

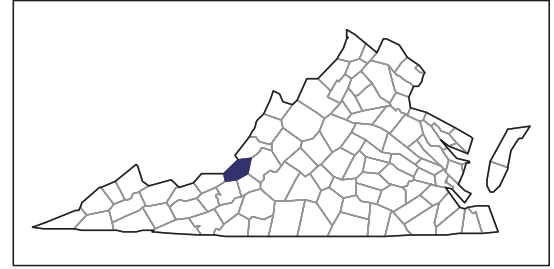
Data are not available at this geographic level for farms with Spanish, Hispanic, or Latino operators.



United States Department of Agriculture
National Agricultural Statistics Service

www.agcensus.usda.gov

2007 CENSUS OF AGRICULTURE



Craig County – Virginia

Farms with American Indian or Alaska Native Operators Compared with All Farms

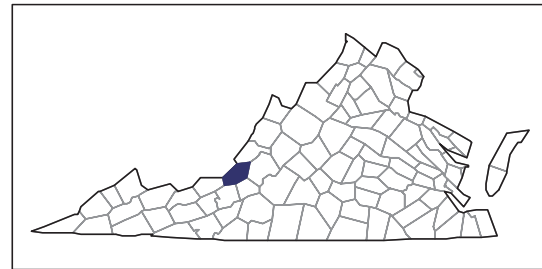
Data are not available at this geographic level for farms with American Indian or Alaska Native operators.



United States Department of Agriculture
National Agricultural Statistics Service

www.agcensus.usda.gov

2007 CENSUS OF AGRICULTURE



Craig County – Virginia

**Farms with Asian Operators
Compared with All Farms**

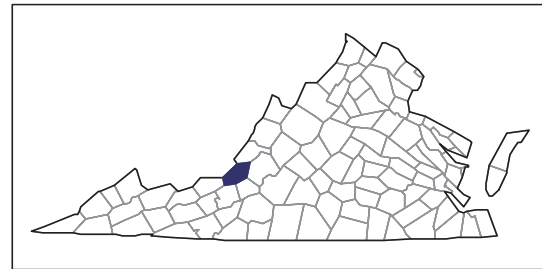
Data are not available at this geographic level for farms with Asian operators.



United States Department of Agriculture
National Agricultural Statistics Service

www.agcensus.usda.gov

2007 CENSUS OF AGRICULTURE



Craig County – Virginia

Farms with Black or African American Operators Compared with All Farms

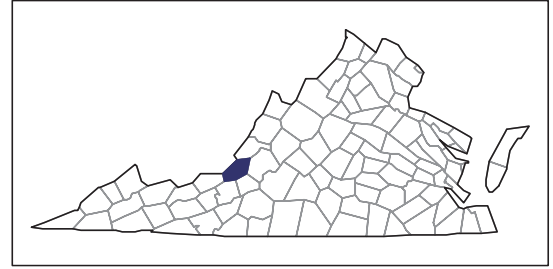
Data are not available at this geographic level for farms with Black or African American operators.



United States Department of Agriculture
National Agricultural Statistics Service

www.agcensus.usda.gov

2007 CENSUS OF AGRICULTURE



Craig County – Virginia

Farms with Native Hawaiian or Other Pacific Islander Operators Compared with All Farms

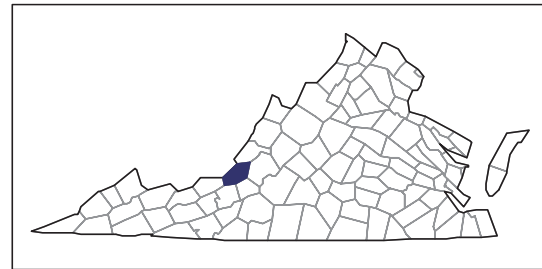
Data are not available at this geographic level for farms with Native Hawaiian or Other Pacific Islander operators.



United States Department of Agriculture
National Agricultural Statistics Service

www.agcensus.usda.gov

2007 CENSUS OF AGRICULTURE



Craig County – Virginia

Farms with White Operators Compared with All Farms

Data are not available at this geographic level for farms with White operators.



United States Department of Agriculture
National Agricultural Statistics Service

www.agcensus.usda.gov

